



***WW150***

**WW150<sub>D</sub>**

**PARTS CATALOGUE**

**1**

---

FOREWORD INDEX

**1**

---

ENGINE GROUP

**2**

---

FRAME GROUP

**3**

---

PART NUMBER INDEX

**4**

---

PART NAME INDEX

**5**

---



### Instruction for use of parts catalogue

- **This parts catalogue has been created as of September 01, 2012.**
  - Since this date, the sales practice for repair parts may have been changed or the parts may have been eliminated (listed for those not for sale).
  - The modified information is reflected on the latest Electronic Parts Catalogue (EPC).  
Also, refer to the parts catalogue news for any change.
  - See the parts catalogue news for any revision that is made after September 01, 2012.
- **Always specify the part number when ordering a part.**
  - Check the model, type, serial numbers, color, maker, and the size as needed before ordering a part.
  - Note that the illustrations (part drawings) can differ from the actual parts in shape.  
They are given just to help you to refer to the parts.
- **When modifications or additions to this parts catalogue are made, a revised edition will be issued at an appropriate time, with successively progressing revision numbers on the cover. We recommend obtaining such revisions in order to keep your parts catalogue up-to-date at all times. To check whether a parts catalogue revision has been issued, please contact your Honda distributor.**

Initial version issue date  
September 01, 2012  
**Honda Motor Co., Ltd.**

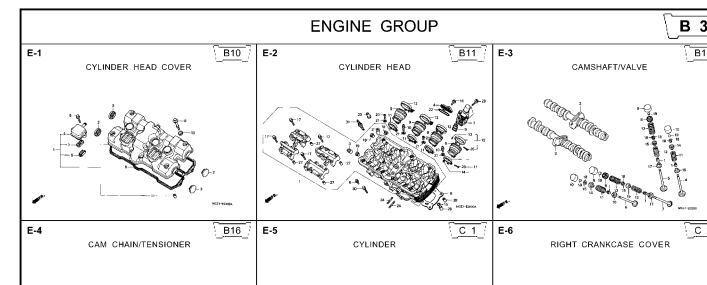
### CONTENTS

	Page	Address No.
● Instruction for use of parts catalogue .....	1	B 1
● How to refer to the part information .....	2	B 2
● Part catalogue structure .....	3	B 3
● When the parts were revised .....	4	B 4
● Abbreviations used in the parts catalogue .....	4	B 4
● Part block and serial number check .....	5	B 5
● Models, parts catalogue codes and applicable serial numbers .....	6	B 6
● Color chart .....	7	B 7
● Fuel hose, general purpose hoses and vinyl hose .....	11	B11
● FLAT RATE SERVICE TIME .....	15	B15
● Illustrated index .....	20	C 4
● ENGINE GROUP .....	26	D 1
● FRAME GROUP .....	48	F 1
● PART NO. INDEX .....	88	I 1
● PART NAME INDEX .....	92	J 1



## How to refer to the part information

## A Reference with "Illustrated index"



## B Reference with "Part number index"

PART NO. INDEX							
Part Number	Address	Page	Ref.	Part Number	Address	Page	Ref.
04000				13323-MY9-751	C12	28	10 14921
04911-MCE-000	C10	26	1	13324-MY9-751	C12	28	10 14931
				13325-MY9-751	C12	28	10 1493
06000				13327-MY9-751	C12	28	10 1493
				14000			1493
06405-MY5-P00	F13	67	3	14100-MCE-000	B13	13	2 1493
06405-MY5-P10	F13	67	3	14200-MCE-000	B13	13	3 1493
06410-MY9-860	F2	56	1	14321-MCE-000	B16	16	2 1493
06435-MCE-006	F1	55	1	14401-MCE-003	B16	16	3 1493
06451-166-405	E13	51	2	14510-MBE-000	B16	16	4 1494
06451-443-405	F1	55	2	14520-MY9-691	B16	16	5 1494
06451-MA7-405	E13	51	1	14524-MY9-690	B16	16	6 1494
06455-MCE-006	E13	51	3	14546-MCE-000	B16	16	7 1494
				14620-MY9-691	B16	16	8 1494
11000				14711-MCE-000	B13	13	4 1494
11210-MCE-000	C9	25	1	14712-MCE-000	B13	13	5 1494
11330-MCE-305	C2	18	1	14721-MCE-000	B13	13	6 1494
11333-KT8-000	C6	22	1	14722-MCE-000	B13	13	7 1494
11335-MCE-000	C2	18	2	14730-MCE-000	B13	13	8 1494
11360-MCE-000	C7	23	1	14731-MCE-000	B13	13	9 1494
11365-MCE-000	C7	23	2	14731-MY9-751	B13	13	10 1495
11396-MY9-000	C2	18	3	14751-KY2-000	B13	13	11 1495
11631-MCE-000	C5	21	1	14751-MCE-000	B13	13	12 1495
11691-MY9-000	C5	21	2	14761-MCE-000	B13	13	13 1495

## C Reference with "Part name index"

PART NAME INDEX							
Part name	Address	Page	Ref.	Part name	Address	Page	Ref.
[ A ]							
ADJUSTER, CHAIN	F13	67	5	BOLT, CLUTCH	F10	64	3
ARM COMP, GEAR CHANGE	F10	64	3	BOLT, CONNECT	F11	65	8
ARM, L. MAIN STEP	F11	65	8	BOLT, DISK, 6	F11	65	12
ARM, L. PILLION STEP	F11	65	12	BOLT, DRAIN	F11	65	5
ARM, R. MAIN STEP	F11	65	5	BOLT, FLANGE	F11	65	11
ARM, R. PILLION STEP	F11	65	11	BOLT, FLANGE	F4	58	2
AUTO COC K ASSY, FUEL	F4	58	2	BOLT, FLANGE	E14	52	3
AXLE, FR. WHEEL	F2	56	3	BOLT, FLANGE	F2	56	3
AXLE, RR. WHEEL	F2	56	3	BOLT, FLANGE			
[ B ]							
BAG, AIR PRESSURE GAUGE	F7	77	4	BOLT, FLANGE			
BAG, SERVICE BOOK	F7	77	1	BOLT, FLANGE			
BAG, TOOL	F7	77	3	BOLT, FLANGE			
BALL, STEEL	F11	65	20	BOLT, FLANGE			
BAND A, INSULATOR	B11	11	11	BOLT, FLANGE			
BAND B, INSULATOR	B11	11	12	BOLT, FLANGE			
BAND, AIR CLEANER CONNECTING	F8	62	22	BOLT, FLANGE			
BAND, U-LOCK	F16	70	3	BOLT, FLANGE			
BAND, WIRE	C10	26	14	BOLT, FLANGE			
	E5	43	21				
	6A	74	18				

**Address No.** E11

**Block No.**

**Ref No.**

**FRONT FENDER**

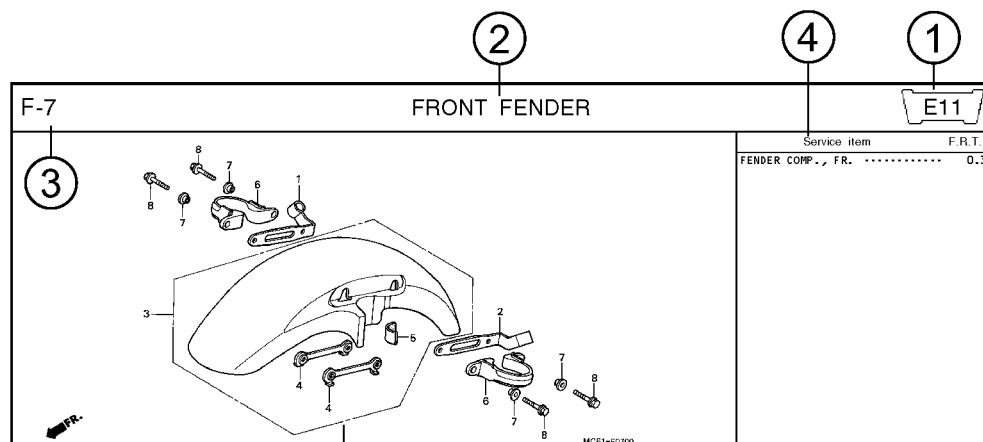
Service item F.R.T.  
FENDER COMP., FR. .... 0.3

Ref. No.	Part No.	Description	Reqd. QTY	Serial No.	Parts catalogue code
			CB400 SFX SFY		
1	45156-MCE-000	CLAMPER, R. FR. BRAKE HOSE	1	1	
2	45157-MCE-000	CLAMPER, L. FR. BRAKE HOSE	1	1	
3	61100-MCE-000	FENDER COMP., FR. *NH411M*FORCE SILVER METALLIC	1		3J,4J
			1		
4	61101-MCE-000	PLATE, FR. FENDER *PB284C*...CANDY PHOENIX BLUE	1		J,2J
4	61101-MCE-010	FLANGE	2	1008000	
5	61102-MCE-300	CUSHION, FR. FENDER (BLACK)	2	2	
6	61105-MCE-000	STAY, FR. FENDER MOUNTING	2	2	
7	61107-MR7-000	COLLAR (6.5)	4	4	
8	96001-06020-00	BOLT, FLANGE, 6X20	4	4	

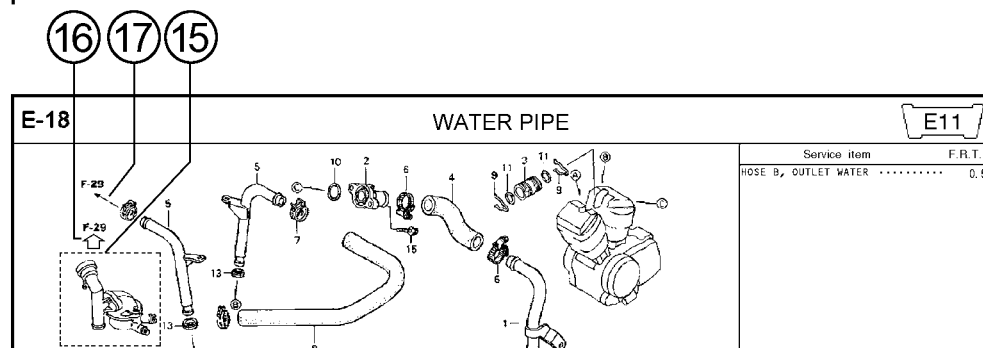
**Page No.**

2000.09.01 E

## Part catalogue structure



Ref. No.	Part No.	Description	Reqd. QTY CB400 SFX SFY	Serial No.	Parts catalogue code
1	45156-MCE-000	CLAMPER, R. FR. BRAKE HOSE ..	1 1		
2	45157-MCE-000	CLAMPER, L. FR. BRAKE HOSE ..	1 1		
3	61100-MCE-000ZA	FENDER COMP., FR. *NH411M*FORCE SILVER METALLIC	1 -	----- 3J,4J	
	61100-MCE-000ZB	*PB284C*...CANDY PHOENIX BLUE	1 -	----- J,2J	
4	61101-MCE-000	PLATE, FR. FENDER .....	2 2	1008000	
	61101-MCE-010	.....	2 2	1008001	
5	61102-MCE-300	CUSHION, FR. FENDER .....	2 2		
		(BLACK)			



## ① Address number

- Address No. is provided (in place of the page No.) to help you refer to the part with the part No. or part name.

## ② Block title ③ Block number

## ④ Service item/Flat rate time

## ⑤ Reference number

- Title number marked with the parenthesis or parentheses indicates that it continues from the previous page.

## ⑥ Part number ⑦ Honda color code

## ⑧ Description

## ⑨ Assemblies

- Sections framed with broken lines in the exploded view drawings are available as complete assemblies. (Their individual parts can also be obtained.)

## ⑩ Color description

## ⑪ Note

- Notes are shown with the parentheses in the part name column.

## ⑫ Required quantity


- Reqd. QTY shown in the parenthesis or parentheses indicates the optional part.
- Reqd. QTY marked with "N" indicates the optional part that should be selected as needed.
- Reqd. QTY indicates the number of the part used in the block.

## ⑬ Serial number



## ⑭ Parts catalogue code

- When the parts catalogue code column is blank, it indicates that the part is applicable to all codes.


## ⑮

- Parts enclosed within a dotted line  are covered in a different block.


## ⑯

- A hollow arrow  indicates the block No. for the parts enclosed within a dotted line .

## ⑰

- A solid arrow  indicates the block No. the part in question is connected to.

## When the parts were revised



Ref. No.	Part No.	Description	Reqd. QTY		Serial No.
			CB400 SFX	SFY	
1	45156-MCE-000	CLAMPER, R. FR. BRAKE HOSE ..	1	1	
2	45157-MCE-000	CLAMPER, L. FR. BRAKE HOSE ..	1	1	
3	61100-MCE-000ZA	FENDER COMP., FR. *NH411M*FORCE SILVER METALLIC	1	-	-----3J,4J
	61100-MCE-000ZB	*PB284C*...CANDY PHOENIX BLUE	1	-	-----J,2J
4	61101-MCE-000	PLATE, FR. FENDER (###).....	2	2	-----1008000
	61101-MCE-010	.....	2	2	-----1008001
5	61102-MCE-300	CUSHION, FR. FENDER ..... (BLACK)	2	2	
6	61105-MCE-000	STAY, FR. FENDER MOUNTING ...	2	2	
7	61107-MR7-000	COLLAR (6.5) .....	4	4	
8	96001-06020-00	BOLT, FLANGE, 6X20 .....	4	4	

The number has been used from the initial model without revision.

When shown at the left side, it is applicable to the models of No.1008001 and the subsequent numbers.

When shown at the right side, it is applicable to the models up to No.1008000.

The parts listed with "###" at the end of the parts name have limited supply period (parts not for sale).

## Abbreviations used in the parts catalogue

RIGHT is abbreviated as "R."

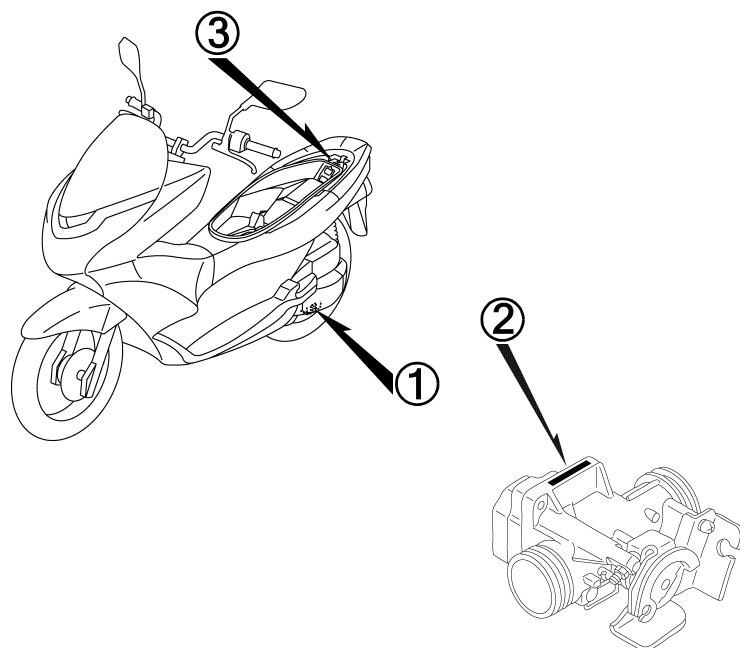
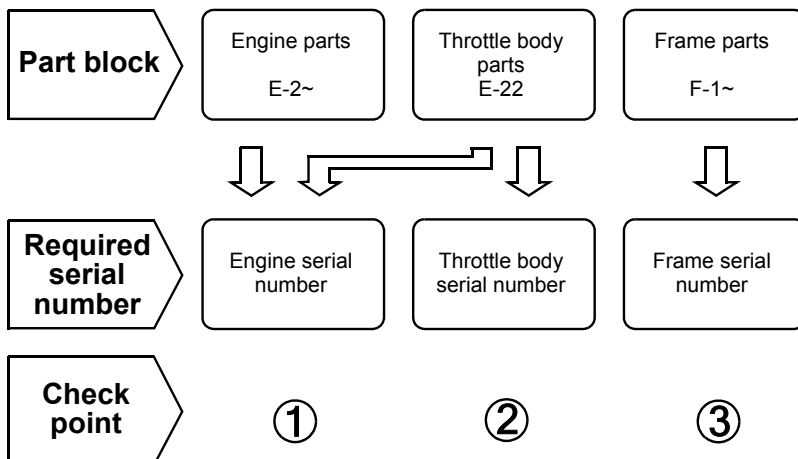


"L." stands for LEFT

\* "L." or "R." in the description of a part stands for the LEFT hand side or the RIGHT hand side. Determine the left or right as if you were in the motorcycle seat.

### The following abbreviations are used in this parts catalogue.

A ..... Ampere	L. ....Left
ABS ..... Anti-lock brake system	L (100L) .Link (100 Links)
A.C. .... Alternating current	L.E.D. ....Light emitted diode
A.M. .... Attaching mark	MM .....Millimeter
ASSY. .... Assembly	MPH .....Miles per hour
C.D.I. .... Capacitive discharge ignition	R. ....Right
COMP. ... Complete	RR. ....Rear
D.C. .... Direct current	STD. ....Standard
EX. .... Exhaust	T (22T) ...Tooth (22 Teeth)
FR. .... Front	TCS .....Traction control system
G ..... Gram	T.M. ....Transcript mark
HEX. .... Hexagonal	V .....Volt
IN. .... Inlet	W .....Watt
KPH ..... Kilometers per hour	WL .....With labelling
	WOL .....Without labelling

**Part block and serial number check**

### Models, parts catalogue codes and applicable serial numbers

Models, parts catalogue codes and applicable serial Nos. given in this parts catalogue can be identified as follows.

Parts with parts catalogue codes are exclusive for models destined for countries designated.

If no area codes are listed, parts are for common use.

Model	Parts catalogue code	Type	Applicable engine serial No.	Applicable frame serial No.	Applicable throttle body serial No.
WW150D	2MA	Malaysia			GQMHA A
	MA	Malaysia			

\* Of carburetor/throttle body identification numbers, only the portions underlined in the example below are used for registration.

GQMHA A KC ア

## Color chart

- When ordering a colored part, refer to the chart below and use a part number consisting of the relevant basic part number to which has been added a part color code.

WW150 (WW150D).....2MA

No.	MODEL		WW150D					
	COLOR		Pearl magellanic black	Radiate gray metallic	Applicable model		Applicable block No.	Ref. No.
	Name of colored parts	Basic part No.	NH-A69P	NH-B45M	Initial applicable model	Final applicable model		
1	BACKREST ASSY.	77210-KWN-711	ZD	ZD			F-24	5
2	COVER SET, CENTER	64400-KWN-710	ZC	ZC			F-15	1
3	COVER SET, INNER	81130-KWN-710	ZC	ZC			F-13	6
4	COVER SET, L. BODY	83650-KWN-902	ZV	ZU			F-15	8
5	COVER SET, L. FR.	64510-KZY-960	ZE	ZD			F-12	8
6	COVER SET, R. BODY	83550-KWN-902	ZX	ZW			F-15	7
7	COVER SET, RR. GRAB RAIL	84155-KZY-710	ZC	ZB			F-24	13
8	COVER, FR. LOWER	64520-KWN-710	ZB	ZB			F-12	9
9	COVER, L. SIDE	64432-KWN-900	ZX	ZW			F-14	6
10	COVER, METER PANEL	64338-KWN-710	ZW	ZU			F-13	2
11	COVER, R. FR.	64501-KWN-902	ZX	ZW			F-12	6
12	COVER, R. SIDE	64431-KWN-900	ZX	ZW			F-14	5
13	FENDER SET, FR.	61110-KWN-930	YB	YA			F-11	1
14	GRILL ASSY., FR.	64300-KWN-640	ZQ	ZN			F-12	2
15	LID, FUEL	64405-KWN-710	ZC	ZC			F-15	2
16	LID, L. INNER POCKET	81141-KWN-900	ZB	ZB			F-13	10
17	LID, PLUG MAINTENANCE	64434-KWN-710	ZC	ZC			F-14	7
18	LID, R. INNER MAINTENANCE	81138-KWN-710	ZC	ZC			F-13	9
19	LOCK SET, DOCUMENT	77500-KWN-900	ZB	ZB			F-13	3
20	MARK	61105-KVB-920	ZA	ZA			F-48	1

## WW150 (WW150D).....2MA

No.	MODEL		WW150D					
	COLOR		Pearl magellanic black	Radiate gray metallic	Applicable model		Applicable block No.	Ref. No.
	Name of colored parts	Basic part No.	NH-A69P	NH-B45M	Initial applicable model	Final applicable model		
21	MARK	86531-KYZ-710	ZA	ZA			F-48	4
22	MARK, HONDA	86101-KZY-710	ZC	ZB			F-48	2
23	MARK, HONDA	87120-KWN-900	ZA	ZA			F-48	5
24	PANEL, FR. METER	64336-KWN-900	ZA	ZA			F-12	3
25	PANEL, RR. METER	64337-KWN-710	ZW	ZU			F-12	4
26	SEAT COMP., DOUBLE	77200-KWN-711	ZD	ZD			F-24	4
27	STEP, L. FLOOR	64321-KWN-710	ZC	ZC			F-14	2
28	STEP, R. FLOOR	64311-KWN-710	ZC	ZC			F-14	1
29	VISOR SET, METER	67100-KWN-640	ZA	ZA			F-12	10
30	WHEEL SUB ASSY., FR.	44650-KWN-710	ZB	ZB			F-20-40	5
31	WHEEL SUB ASSY., RR.	42650-KWN-711	ZB	ZB			F-22-30	5

## WW150 (WW150D).....MA

No.	MODEL		WW150D				
	COLOR		Pearl metalloid white  NH-A96P	Applicable model		Applicable block No.	Ref. No.
	Name of colored parts	Basic part No.		Initial applicable model	Final applicable model		
1	BACKREST ASSY.	77210-KWN-711	ZC			F-24	5
2	COVER SET, CENTER	64400-KWN-710	ZB			F-15	1
3	COVER SET, INNER	81130-KWN-710	ZB			F-13	6
4	COVER SET, L. BODY	83650-KWN-902	ZH			F-15	8
5	COVER SET, L. FR.	64510-KZY-701	ZN			F-12	7
6	COVER SET, R. BODY	83550-KWN-902	ZH			F-15	7
7	COVER SET, R. FR.	64500-KZY-701	ZJ			F-12	5
8	COVER SET, RR. GRAB RAIL	84155-KZY-710	ZA			F-24	13
9	COVER, FR. LOWER	64520-KWN-710	ZB			F-12	9
10	COVER, L. SIDE	64432-KWN-900	ZF			F-14	6
11	COVER, METER PANEL	64338-KWN-710	ZV			F-13	2
12	COVER, R. SIDE	64431-KWN-900	ZF			F-14	5
13	FENDER SET, FR.	61110-KWN-930	ZJ			F-11	1
14	GRILL ASSY., FR.	64300-KWN-640	ZP			F-12	2
15	LID, FUEL	64405-KWN-710	ZB			F-15	2
16	LID, L. INNER POCKET	81141-KWN-900	ZC			F-13	10
17	LID, PLUG MAINTENANCE	64434-KWN-710	ZB			F-14	7
18	LID, R. INNER MAINTENANCE	81138-KWN-710	ZB			F-13	9
19	LOCK SET, DOCUMENT	77500-KWN-900	ZC			F-13	3
20	MARK	61105-KVB-920	ZA			F-48	1



## WW150 (WW150D).....MA

No.	MODEL		WW150D				
	COLOR		Pearl metalloid white  NH-A96P	Applicable model		Applicable block No.	Ref. No.
	Name of colored parts	Basic part No.		Initial applicable model	Final applicable model		
21	MARK	86531-KYZ-710	ZA			F-48	4
22	MARK, HONDA	86101-KZY-710	ZA			F-48	2
23	MARK, HONDA	87120-KWN-900	ZA			F-48	5
24	PANEL, FR. METER	64336-KWN-900	ZA			F-12	3
25	PANEL, RR. METER	64337-KWN-710	ZV			F-12	4
26	SEAT COMP., DOUBLE	77200-KWN-711	ZC			F-24	4
27	STEP, L. FLOOR	64321-KWN-710	ZB			F-14	2
28	STEP, R. FLOOR	64311-KWN-710	ZB			F-14	1
29	VISOR SET, METER	67100-KWN-640	ZA			F-12	10
30	WHEEL SUB ASSY., FR.	44650-KWN-710	ZB			F-20-40	5
31	WHEEL SUB ASSY., RR.	42650-KWN-711	ZB			F-22-30	5

## Fuel hose, general purpose hoses and vinyl hose

- The standard part fuel hose, general purpose hose and vinyl hose may be substituted by the coiled bulk part.
- When ordering the standard part fuel hose, general purpose hose and vinyl hose use the bulk part number written in the parts catalogue in brackets ( ) underneath the part name, or use the catalogue below.  
(The bulk part standard length is 1 m, however, those displayed in the catalogue < > are available in 3 m and 8 m lengths.)
- When exchanging the hose, cut and use at the specified length as mentioned in the part name.  
(For the method of cutting the bulk part, and method of filling out orders etc., please refer to the service manual and the instructions issued with the bulk part.)
- The list below is a catalogue of the standard part numbers and bulk part numbers. Note that those numbers are applicable to the listed replacement parts only.

Fuel hoses/Tubes			
Standard part No.	Bulk part No.	Bulk part	
		Inner diameter (mm)	Length (m)
95001-30xxx-2x	95001-30001-20M	3.0	1
95001-30xxx-3x	95001-30001-30M	3.0	1
95001-30xxx-4x	95001-30001-40M	3.0	1
95001-35xxx-2x	95001-35001-50M <95001-35003-50M>	3.5	1 3
95001-35xxx-3x	95001-35001-60M <95001-35003-60M>	3.5	1 3
95001-35xxx-4x	95001-35001-60M <95001-35003-60M>	3.5	1 3
95001-35xxx-5x	95001-35001-50M <95001-35003-50M>	3.5	1 3
95001-35xxx-6x	95001-35001-60M <95001-35003-60M>	3.5	1 3
95001-45xxx-2x	95001-45001-50M <95001-45003-50M>	4.5	1 3
95001-45xxx-3x	95001-45001-60M <95001-45003-60M> <95001-45008-60M>	4.5	1 3 8
95001-45xxx-4x	95001-45001-60M <95001-45003-60M> <95001-45008-60M>	4.5	1 3 8
95001-45xxx-5x	95001-45001-50M <95001-45003-50M>	4.5	1 3
95001-45xxx-6x	95001-45001-60M <95001-45003-60M> <95001-45008-60M>	4.5	1 3 8
95001-55xxx-2x	95001-55001-50M <95001-55003-50M> <95001-55008-50M>	5.5	1 3 8

Fuel hoses/Tubes			
Standard part No.	Bulk part No.	Bulk part	
		Inner diameter (mm)	Length (m)
95001-55xxx-3x	95001-55001-60M <95001-55003-60M> <95001-55008-60M>	5.5	1 3 8
95001-55xxx-4x	95001-55001-60M <95001-55003-60M> <95001-55008-60M>	5.5	1 3 8
95001-55xxx-5x	95001-55001-50M <95001-55003-50M> <95001-55008-50M>	5.5	1 3 8
95001-55xxx-6x	95001-55001-60M <95001-55003-60M> <95001-55008-60M>	5.5	1 3 8
95001-75xxx-2x	95001-75001-50M <95001-75003-50M>	7.5	1 3
95001-75xxx-3x	95001-75001-60M <95001-75003-60M> <95001-75008-60M>	7.5	1 3 8
95001-75xxx-4x	95001-75001-60M <95001-75003-60M> <95001-75008-60M>	7.5	1 3 8
95001-75xxx-5x	95001-75001-50M <95001-75003-50M>	7.5	1 3
95001-75xxx-6x	95001-75001-60M <95001-75003-60M> <95001-75008-60M>	7.5	1 3 8
95001-80xxx-2x	95001-80001-50M	8.0	1
95001-80xxx-3x	95001-80001-60M	8.0	1
95001-80xxx-4x	95001-80001-60M	8.0	1
95001-80xxx-5x	95001-80001-50M	8.0	1
95001-80xxx-6x	95001-80001-60M	8.0	1

Vinyl tube				
Standard part No.	Bulk part No.	Bulk part		
		Inner dia- meter (mm)	Outer dia-meter (mm)	Length (m)
95003-01xxx-3x	95003-01001-60M <95003-01003-60M>	2.9	6.8	1 3
95003-01xxx-60	95003-01001-60M <95003-01003-60M>	2.9	6.8	1 3
95003-03xxx-3x	95003-03001-60M <95003-03003-60M>	3.0	6.0	1 3
95003-03xxx-60	95003-03001-60M <95003-03003-60M>	3.0	6.0	1 3
95003-05xxx-3x	95003-05001-60M <95003-05003-60M> <95003-05008-60M>	3.5	6.5	1 3 8
95003-05xxx-60	95003-05001-60M <95003-05003-60M> <95003-05008-60M>	3.5	6.5	1 3 8
95003-07xxx-1x	95003-07001-10M <95003-07003-10M> <95003-07008-10M>	4.0	7.0	1 3 8
95003-07xxx-20	95003-07001-10M <95003-07003-10M> <95003-07008-10M>	4.0	7.0	1 3 8
95003-07xxx-3x	95003-07001-60M <95003-07003-60M> <95003-07008-60M>	4.0	7.0	1 3 8
95003-07xxx-60	95003-07001-60M <95003-07003-60M> <95003-07008-60M>	4.0	7.0	1 3 8
95003-07xxx-7x	95003-07001-70M <95003-07003-70M> <95003-07008-70M>	4.0	7.0	1 3 8
95003-08xxx-1x	95003-08001-10M <95003-08003-10M> <95003-08008-10M>	4.5	6.5	1 3 8
95003-09xxx-3x	95003-09001-60M <95003-09003-60M>	4.5	8.0	1 3
95003-09xxx-60	95003-09001-60M <95003-09003-60M>	4.5	8.0	1 3
95003-10xxx-1x	95003-10001-10M <95003-10003-10M>	5.0	8.0	1 3
95003-10xxx-20	95003-10001-10M <95003-10003-10M>	5.0	8.0	1 3
95003-10xxx-3x	95003-10001-60M <95003-10003-60M>	5.0	8.0	1 3
95003-10xxx-60	95003-10001-60M <95003-10003-60M>	5.0	8.0	1 3
95003-11xxx-3x	95003-11001-60M <95003-11003-60M> <95003-11008-60M>	5.0	9.0	1 3 8
95003-11xxx-60	95003-11001-60M <95003-11003-60M> <95003-11008-60M>	5.0	9.0	1 3 8
95003-12xxx-1x	95003-12001-10M <95003-12003-10M> <95003-12008-10M>	5.0	7.0	1 3 8
95003-12xxx-20	95003-12001-10M <95003-12003-10M> <95003-12008-10M>	5.0	7.0	1 3 8

Vinyl tube				
Standard part No.	Bulk part No.	Bulk part		
		Inner dia- meter (mm)	Outer dia-meter (mm)	Length (m)
95003-14xxx-1x	95003-14001-10M <95003-14003-10M>	6.0	9.0	1 3
95003-14xxx-20	95003-14001-10M <95003-14003-10M>	6.0	9.0	1 3
95003-14xxx-3x	95003-14001-60M <95003-14003-60M>	6.0	9.0	1 3
95003-17xxx-1x	95003-17001-10M <95003-17003-10M>	7.0	9.0	1 3
95003-19xxx-1x	95003-19001-10M <95003-19003-10M> <95003-19008-10M>	7.0	11.0	1 3 8
95003-19xxx-20	95003-19001-10M <95003-19003-10M> <95003-19008-10M>	7.0	11.0	1 3 8
95003-19xxx-3x	95003-19001-60M <95003-19003-60M> <95003-19008-60M>	7.0	11.0	1 3 8
95003-19xxx-60	95003-19001-60M <95003-19003-60M> <95003-19008-60M>	7.0	11.0	1 3 8
95003-21xxx-1x	95003-21001-10M <95003-21003-10M>	8.0	9.0	1 3
95003-21xxx-20	95003-21001-10M <95003-21003-10M>	8.0	9.0	1 3
95003-23xxx-1x	95003-23001-10M <95003-23003-10M>	8.0	12.0	1 3
95003-23xxx-20	95003-23001-10M <95003-23003-10M>	8.0	12.0	1 3
95003-23xxx-3x	95003-23001-60M <95003-23003-60M> <95003-23008-60M>	8.0	12.0	1 3 8
95003-23xxx-60	95003-23001-60M <95003-23003-60M> <95003-23008-60M>	8.0	12.0	1 3 8
95003-25xxx-1x	95003-25001-10M <95003-25003-10M>	9.0	11.0	1 3
95003-25xxx-20	95003-25001-10M <95003-25003-10M>	9.0	11.0	1 3
95003-25xxx-3x	95003-25001-60M <95003-25003-60M>	9.0	11.0	1 3
95003-25xxx-7x	95003-25001-70M <95003-25003-70M>	9.0	11.0	1 3
95003-27xxx-1x	95003-27001-10M <95003-27003-10M>	9.0	13.0	1 3
95003-27xxx-20	95003-27001-10M <95003-27003-10M>	9.0	13.0	1 3
95003-27xxx-3x	95003-27001-60M <95003-27003-60M>	9.0	13.0	1 3
95003-27xxx-60	95003-27001-60M <95003-27003-60M>	9.0	13.0	1 3
95003-33xxx-1x	95003-33001-10M <95003-33003-10M>	10.0	14.0	1 3
95003-33xxx-20	95003-33001-10M <95003-33003-10M>	10.0	14.0	1 3

Vinyl tube				
Standard part No.	Bulk part No.	Bulk part		
		Inner dia- meter (mm)	Outer dia-meter (mm)	Length (m)
95003-36xxx-1x	95003-36001-10M <95003-36003-10M> <95003-36008-10M>	11.0	13.0	1 3 8
95003-36xxx-20	95003-36001-10M <95003-36003-10M> <95003-36008-10M>	11.0	13.0	1 3 8
95003-37xxx-3x	95003-37001-60M <95003-37003-60M>	11.0	15.0	1 3
95003-37xxx-60	95003-37001-60M <95003-37003-60M>	11.0	15.0	1 3
95003-38xxx-1x	95003-38001-10M <95003-38003-10M>	12.0	13.0	1 3
95003-38xxx-20	95003-38001-10M <95003-38003-10M>	12.0	13.0	1 3
95003-39xxx-1x	95003-39001-10M <95003-39003-10M>	12.0	14.0	1 3
95003-39xxx-20	95003-39001-10M <95003-39003-10M>	12.0	14.0	1 3
95003-40xxx-20	95003-40001-10M <95003-40003-10M>	12.0	16.0	1 3
95003-40xxx-3x	95003-40001-60M <95003-40003-60M>	12.0	16.0	1 3
95003-40xxx-60	95003-40001-60M <95003-40003-60M>	12.0	16.0	1 3
95003-43xxx-1x	95003-43001-10M <95003-43003-10M> <95003-43008-10M>	13.0	15.0	1 3 8
95003-43xxx-20	95003-43001-10M <95003-43003-10M> <95003-43008-10M>	13.0	15.0	1 3 8
95003-45xxx-1x	95003-45001-10M <95003-45003-10M> <95003-45008-10M>	14.0	18.0	1 3 8
95003-45xxx-20	95003-45001-10M <95003-45003-10M> <95003-45008-10M>	14.0	18.0	1 3 8
95003-50xxx-1x	95003-50001-10M <95003-50003-10M>	16.0	19.0	1 3
95003-50xxx-20	95003-50001-10M <95003-50003-10M>	16.0	19.0	1 3
95003-50xxx-3x	95003-50001-60M <95003-50003-60M>	16.0	19.0	1 3
95003-55xxx-1x	95003-55001-10M <95003-55003-10M>	17.5	20.5	1 3
95003-55xxx-20	95003-55001-10M <95003-55003-10M>	17.5	20.5	1 3
95003-60xxx-1x	95003-60001-10M <95003-60003-10M>	22.0	27.0	1 3
95003-60xxx-20	95003-60001-10M <95003-60003-10M>	22.0	27.0	1 3
95003-60xxx-3x	95003-60001-60M <95003-60003-60M>	22.0	27.0	1 3
95003-60xxx-60	95003-60001-60M <95003-60003-60M>	22.0	27.0	1 3

General purpose hoses			
Standard part No.	Bulk part No.	Bulk part	
		Inner diameter (mm)	Length (m)
95005-11xxx-3x	95005-11001-30M	11.0	1
95005-11xxx-5x	95005-11001-50M	11.0	1
95005-12xxx-1x	95005-12001-10M <95005-12003-10M>	12.0	1 3
95005-12xxx-2x	95005-12001-20M	12.0	1
95005-12xxx-3x	95005-12001-30M	12.0	1
95005-12xxx-5x	95005-12001-50M	12.0	1
95005-14xxx-1x	95005-14001-10M	14.0	1
95005-14xxx-2x	95005-14001-20M <95005-14003-20M>	14.0	1 3
95005-14xxx-3x	95005-14001-30M	14.0	1
95005-14xxx-5x	95005-14001-50M	14.0	1
95005-17xxx-1x	95005-17001-10M	17.0	1
95005-17xxx-2x	95005-17001-20M	17.0	1
95005-17xxx-3x	95005-17001-30M	17.0	1
95005-17xxx-5x	95005-17001-50M	17.0	1
95005-30xxx-3x	95005-30001-30M	3.0	1
95005-30xxx-5x	95005-30001-50M	3.0	1
95005-35xxx-1x	95005-35001-10M <95005-35003-10M> <95005-35008-10M>	3.5	1 3 8
95005-35xxx-2x	95005-35001-20M	3.5	1
95005-35xxx-3x	95005-35001-30M	3.5	1
95005-35xxx-4x	95005-35001-10M <95005-35003-10M> <95005-35008-10M>	3.5	1 3 8
95005-35xxx-5x	95005-35001-50M	3.5	1
95005-45xxx-1x	95005-45001-10M <95005-45003-10M> <95005-45008-10M>	4.5	1 3 8
95005-45xxx-2x	95005-45001-20M	4.5	1
95005-45xxx-3x	95005-45001-30M	4.5	1

General purpose hoses			
Standard part No.	Bulk part No.	Bulk part	
		Inner diameter (mm)	Length (m)
95005-45xxx-4x	95005-45001-10M <95005-45003-10M> <95005-45008-10M>	4.5	1 3 8
95005-45xxx-5x	95005-45001-50M	4.5	1
95005-50xxx-3x	95005-50001-30M <95005-50003-30M>	5.0	1 3
95005-50xxx-5x	95005-50001-50M	5.0	1
95005-55xxx-1x	95005-55001-10M <95005-55003-10M> <95005-55008-10M>	5.3	1 3 8
95005-55xxx-2x	95005-55001-20M <95005-55003-20M>	5.3	1 3
95005-55xxx-4x	95005-55001-10M <95005-55003-10M> <95005-55008-10M>	5.3	1 3 8
95005-65xxx-1x	95005-65001-10M <95005-65003-10M>	6.5	1 3
95005-65xxx-2x	95005-65001-20M	6.5	1
95005-70xxx-3x	95005-70001-30M <95005-70003-30M>	7.0	1 3
95005-70xxx-5x	95005-70001-50M	7.0	1
95005-75xxx-1x	95005-75001-10M <95005-75003-10M>	7.3	1 3
95005-75xxx-2x	95005-75001-20M	7.3	1
95005-80xxx-1x	95005-80001-10M <95005-80003-10M>	8.0	1 3
95005-80xxx-2x	95005-80001-20M	8.0	1
95005-80xxx-3x	95005-80001-30M	8.0	1
95005-80xxx-5x	95005-80001-50M	8.0	1
95005-91xxx-3x	95005-91001-30M	12.0	1
95005-91xxx-5x	95005-91001-50M	12.0	1
95005-92xxx-3x	95005-92001-30M	12.0	1
95005-92xxx-5x	95005-92001-50M	12.0	1

NOTE: X is displayed to represent the omitted numerals and letters of the roman alphabet.

⊙ **CAUTION: It is DANGEROUS to confuse the fuel hose with the general purpose hose or vinyl hose.**

Never use a general purpose hose or vinyl hose in place of a fuel hose or vice versa. Always use the correct bulk part in the parts catalogue, according to the service manual or the instructions issued with the bulk part.

# 1

• Bulk part number of fuel hose, general purpose hose and vinyl hose.

(Example)

9 5 0 0 1 - 7 5 0 0 1 - 5 0 M

Bulk part number: Refers to the bulk part.

Marking code (hose type): (fuel hose and general purpose hose)

Change code (for added hose): (Vinyl hose)

- Indicates number mark or change sequence, however, the code for the bulk part must be strictly 0 (zero).

Types of code:

- Fuel hose
  - 2: Red outside braid (3 mm inside dia. only)
  - 5: Black inside braid
  - 3: Red (3 mm inside dia. only)
  - 4: Ash gray with red stripe (3 mm inside dia. only)
  - 6: Black

- Vinyl hose
  - 1: Clear
  - 2: Black
  - 3: Light red
  - 6: Light red
  - 7: Pale black

- General hose
  - 1: Ash gray
  - 2: Ash gray
  - 3: Black
  - 5: Black

Lengths: 001: 1 m (standard)  
003: 3 m  
008: 8 m

I.D code: (fuel hose and general purpose hose)

30: 3.0 mm	11: 11 mm
35: 3.5 mm	91: 12 mm (outside dia. 15) mm
45: 4.5 mm	92: 12 mm (outside dia. 16) mm
50: 5.0 mm	12: 12 mm (outside dia. 17) mm
55: 5.3 mm, 5.5 mm	14: 14 mm
65: 6.5 mm	17: 17 mm
70: 7.0 mm	
75: 7.3 mm, 7.5 mm	
80: 8.0 mm	

ID./OD. code: (vinyl hose)

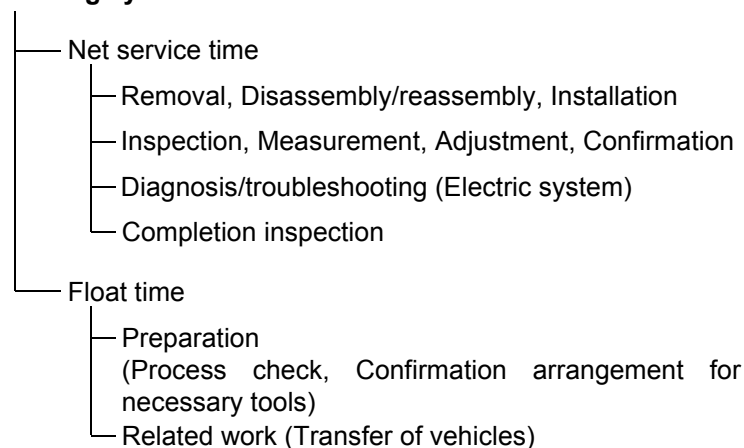
01: ID. 2.9, OD. 6.8 mm	14: ID. 6.0, OD. 9.0 mm	37: ID. 11.0, OD. 15.0 mm
03: ID. 3.0, OD. 6.0 mm	17: ID. 7.0, OD. 9.0 mm	38: ID. 12.0, OD. 13.0 mm
05: ID. 3.5, OD. 6.5 mm	19: ID. 7.0, OD. 11.0 mm	39: ID. 12.0, OD. 14.0 mm
07: ID. 4.0, OD. 7.0 mm	21: ID. 8.0, OD. 9.0 mm	40: ID. 12.0, OD. 16.0 mm
08: ID. 4.5, OD. 6.5 mm	23: ID. 8.0, OD. 12.0 mm	43: ID. 13.0, OD. 15.0 mm
09: ID. 4.5, OD. 8.0 mm	25: ID. 9.0, OD. 11.0 mm	45: ID. 14.0, OD. 18.0 mm
12: ID. 5.0, OD. 7.0 mm	27: ID. 9.0, OD. 13.0 mm	50: ID. 16.0, OD. 19.0 mm
10: ID. 5.0, OD. 8.0 mm	33: ID. 10.0, OD. 14.0 mm	55: ID. 17.5, OD. 20.5 mm
11: ID. 5.0, OD. 9.0 mm	36: ID. 11.0, OD. 13.0 mm	60: ID. 22.0, OD. 27.0 mm

Hose type: 1: Fuel hose  
3: Vinyl hose  
5: General hose

## FLAT RATE SERVICE TIME

Flat rate service time (FRT) means the standard time required to service a MC, which is listed in this manual to help the dealers control the actual working process and calculate the service charge by using it as a guide.

### FRT setting system



\* Float time is set by multiplying the net service time by a given coefficient.

### Editorial style

The service items shown in the text are listed with the exchange work time for the repair sales parts as the subject. Other representative service items not using repair parts (removal/installation, adjustment, inspection/measuring, and other work) are listed collectively in the list in the preface, classified according to the work.

### FRT setting standard

- Decimal system (in unit of 0.1) is adopted to set FRT as it is convenient to calculate the wage.  
Example: (0.1) → 6 minutes, (0.2) → 12 minutes  
[Labor cost per hour] x [FRT] = [Wage]
- FRT is set with a hand tool.
- Service items and FRT can be subject to change depending on development of tools and service equipment and improvement in service procedure.

**Work procedure**

- As the work procedure is set with the work time according to the method in the separate Service Manual, refer to this Manual as required.
- Work methods permitting servicing in the shortest time still permitting assurance of safe work and product warranty are used for the setting of service items not listed in the Service Manual.
- Work basically is to be performed by one person, and when two or more people are required, setting is done as the total time for the number of people.
- The set value for the technological level of the workers uses a person with three years of experience in the repair of Honda vehicles as the standard.
- Special tools and service equipment used to set FRT are those specified or recommended in Service Manual.

**Service item whose FRT is not presented**

- Accessories and service parts that are not listed to use in this manual.
- Locations with little aging deterioration or breakage during normal use.
- Service work that can be finished by one touch.
- Service work that is seldom done (i.e. extremely small causes of trouble and service frequency).

\* When FRT is not presented, please calculate wages based on appropriate actual work time

**Operation not included of FRT**

- Oil and coolant water draining, Waiting time for warming up operation and etc..
- Additional operation that involves removal/installation of standard exterior equipment.
- Indirect time spent for service by visiting the customer, trade-in, and delivery of a MC.
- Indirect time required for ordering and delivery of parts.
- Cost for grease, adhesive agent, etc. used for service work.

**Explanation of FRT by using an example**  
**(The example may differ from the actual presented items)**

Ref. No.	L.O.N.	(Relative ref. Number) Description	F.R.T.
① ②	111118	(1, 3, 4, 7) CAMSHAFT ..... ④	②
③	111118A	⑥ • Includes: Valve clearance adjustment Replace rocker arm add ..... ⑤	1.0

① Reference No. of the illustration of part that shows location of the replacement work.

② FRT is an abbreviation of Flat Rate Time indicating the standard service time required for the replacement.

③ LON is an abbreviation of Labor Operation Number, and it is a classification of the service items by the work unit code.

The same operation code is used regardless of the models.

Standard operation is indicated with 6 digits code, and additional operation is indicated with 7 digits code.

④ Indicating the camshaft replacement and FRT4.5.

⑤ Indicating FRT1.0 that will be added when additional operation (replace rocker arm) is done in association with camshaft replacement.

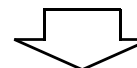
⑥ Indicating work contents that are included in the service item.

⑦ Indicating a reference No. whose operation and time are the same as FRT4.5 for the camshaft.

(The application range is limited to the service items without an LON setting within a same block.)

**How to refer to the service item by using the sample**  
 (camshaft replacement)

Open to the page of the block where the camshaft's spare part illustration is shown.



Look for the camshaft illustration, and refer to the service item and FRT that agree with the reference No.



Indication mark for the listing of service items that continues to the following page

Ref. No.	L.O.N.	(Relative ref. Number) Description	F.R.T.
2	111118	CAMSHAFT .....	4.5
	.	.	.
	.	.	.

+

Mark indicated at the last line.

Indication of the block with no setting of FRT

Ref. No.	L.O.N.	(Relative ref. Number) Description	F.R.T.
		NO INFORMATION .....	

• LON code system

1	11	1	18	A
a	b	c	d	e

- a) Category code..... Engine
- b) Location/function code..... Engine upper
- c) Operation code..... Replace
- d) Operation sequence number (Unit code can be shown with alphabet)  
..... camshaft  
(No regular rule of code)
- e) Additional code ..... replace rocker arm  
(No regular rule of code)

1	11	1	18	A
a		c		

a) Category codes and classification

Code	Category
1	Engine
2	Transmission
3	Fuel & Exhaust
4	Frame & Body
5	Steering/Suspension
6	Electrical
7	Wheels/Brakes
8	Controls/instrument
9	-
0	-

c) Operation codes and classification

Code	Operation category
1	Replace, Removal/Installation, Change
2	Overhaul
3	Adjust, Balance
4	(Paint-related work: Top-coat)
5	Test, Inspect/diagnose, Measurement, Check
6	(Overhaul-related work: Rebore)
7	(Overhaul-related work: Reseal)
8	(Resurface)
9	(Paint-related work: Refinish)
0	Repair, Cleaning, Air bleeding

Major service items without using spare parts

(1) Removal/Installation, (2) Adjustment,  
(3) Inspection/Measurement, (5) Other work

[ E: Engine, F: Frame ]

### \* OPERATIONS OTHER THAN REPLACING PARTS

#### (1) Removal and installation

Set for the configuration with the parts removed from the vehicle.

	LON	DESCRIPTION	FRT
E	1101E5	<b>TILTING ENGINE ASSEMBLY-REMOVAL/INSTALLATION</b> INCLUDES: All necessary adjustment	3.0
	1111K0	<b>CYLINDER HEAD ASSEMBLY-REMOVAL/INSTALLATION</b> INCLUDES: Engine removal and installation	4.3
	3111D5	<b>THROTTLE BODY ASSEMBLY-REMOVAL/INSTALLATION</b>	1.1
	1101E6	<b>CRANKCASE SEPARATION</b> INCLUDES: Engine removal and installation	5.4
	1151E6	<b>RADIATOR ASSEMBLY-REMOVAL/INSTALLATION</b>	0.6

#### (2) Adjustment

	LON	DESCRIPTION	FRT
E	6143A1	<b>SPARK PLUG-ADJUSTMENT/CLEANING</b>	0.1
	1113A0	<b>VALVE CLEARANCE-ADJUSTMENT</b> NOTE: For 1 vehicle	1.8
F	6163A0	<b>HEADLIGHT-AIMING</b>	0.1
	7113A1	<b>REAR BRAKE-ADJUSTMENT</b> EXCLUDES: Rear brake shoe adjustment	0.1
	7113A1B	Adjust the hydraulic equalizer add	0.2
	3113A3	<b>THROTTLE OPERATION-ADJUSTMENT</b>	0.1

#### (3) Inspection, Measurement

	LON	DESCRIPTION	FRT
E	1115A0	<b>COMPRESSION PRESSURE-MEASUREMENT</b>	0.1
	6145A0	<b>IGNITION TIMING-INSPECTION</b>	0.4
F	6105A0	<b>BATTERY-CHECKING OF ELECTROLYTE LEVEL &amp; CHARGE</b>	0.2

#### (5) Other work

	LON	DESCRIPTION	FRT
E	1130A1	<b>OIL FILTER SCREEN-CLEANING</b>	0.2
F	7110A0	<b>FRONT BRAKE-AIR BLEEDING</b>	0.2
	7110A4	<b>CBS BRAKE-AIR BLEEDING</b>	0.5
	1151E7	<b>RADIATOR COOLANT-CHANGE</b>	0.3

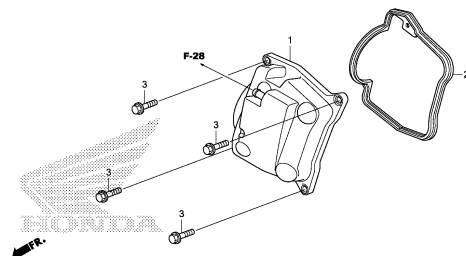
# ENGINE GROUP

C 4

E-2

CYLINDER HEAD COVER

D 1

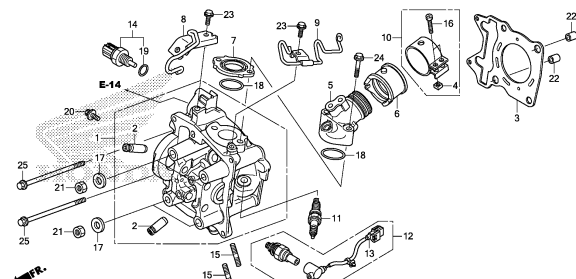


KZYME0200

E-3

CYLINDER HEAD

D 2

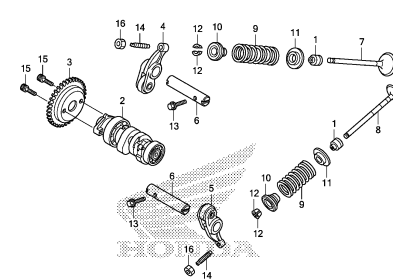


KZYME0300

E-4

CAMSHAFT/VALVE

D 4

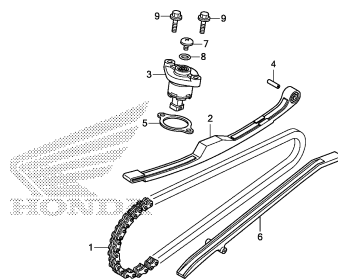


KZYME0400

E-5

CAM CHAIN/TENSIONER

D 6

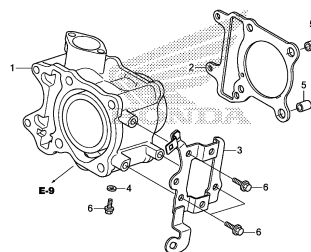


KZYME0500

E-6

CYLINDER

D 7

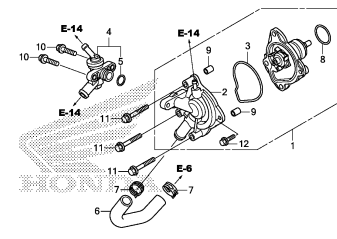


KZYME0600

E-9

WATER PUMP

D 8

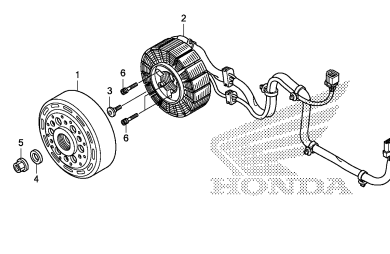


KZYME0900

E-10

A.C.G. STARTER

D 9

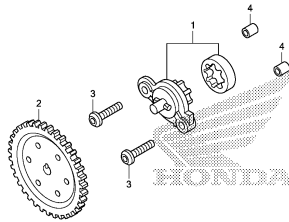


KZYME1000

E-11

OIL PUMP

D10

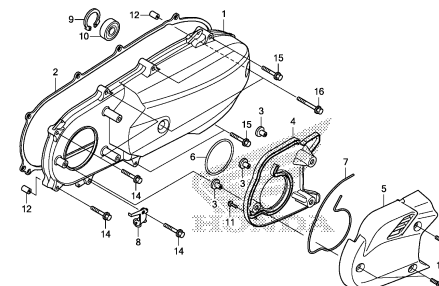


KZYME1100

E-13

LEFT SIDE COVER

D11



KZYME1300

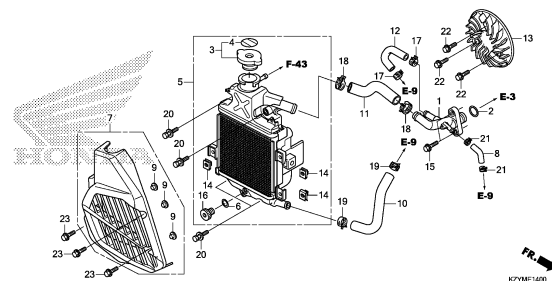
# ENGINE GROUP

C 5

E-14

D12

RADIATOR

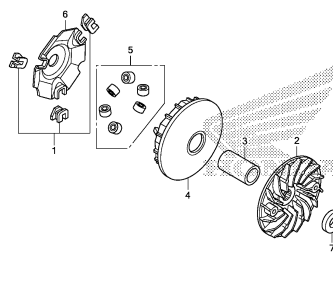


KZYME1400

E-16

D13

DRIVE FACE

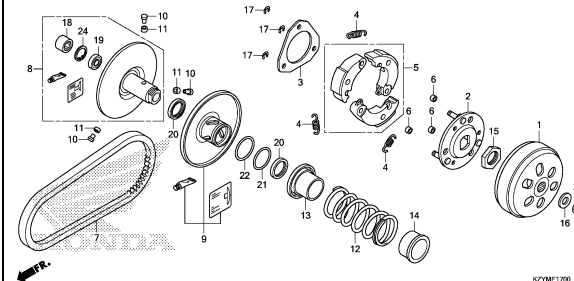


KZYME1800

E-17

D14

DRIVEN FACE

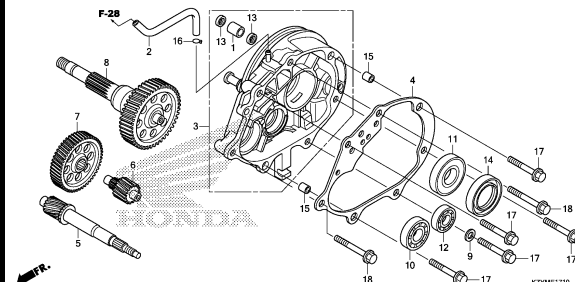


KZYME1700

E-17-10

D16

TRANSMISSION

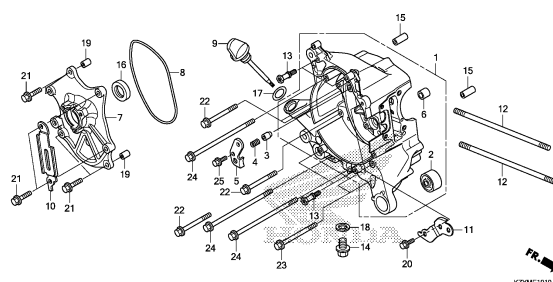


KZYME1710

E-19-10

E 1

RIGHT CRANKCASE

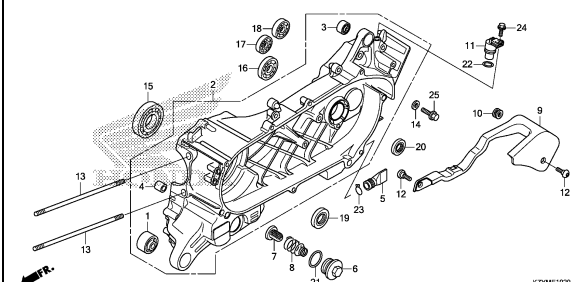


KZYME1910

E-19-20

E 3

LEFT CRANKCASE

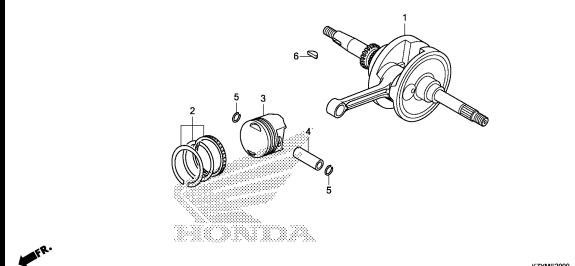


KZYME1920

E-20

E 5

CRANKSHAFT/PISTON

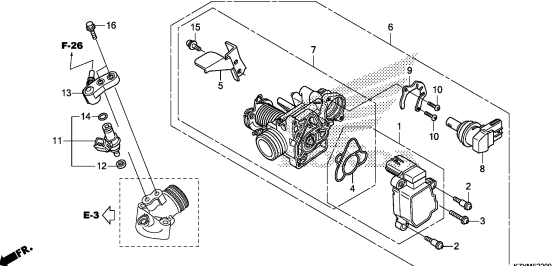


KZYME2000

E-22

E 6

THROTTLE BODY/FUEL INJECTOR



KZYME2200

2

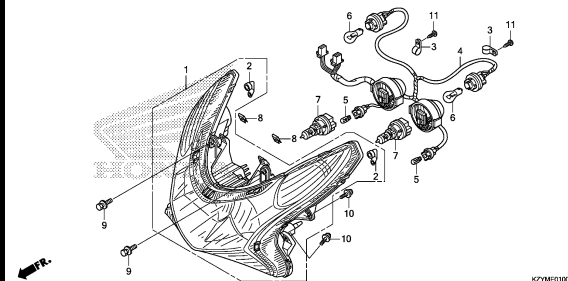
# FRAME GROUP

C 6

F-1

HEADLIGHT

F 1

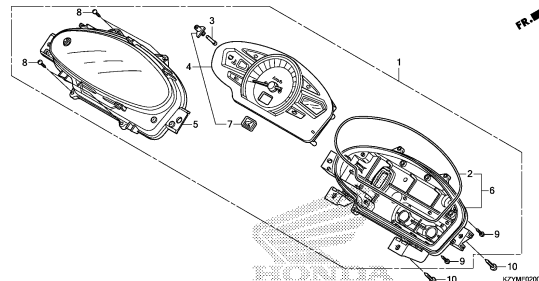


KZYMF0100

F-2

METER

F 2

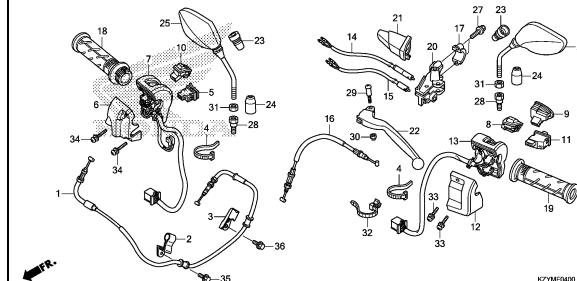


KZYMF0200

F-4

HANDLE LEVER/SWITCH/CABLE

F 3

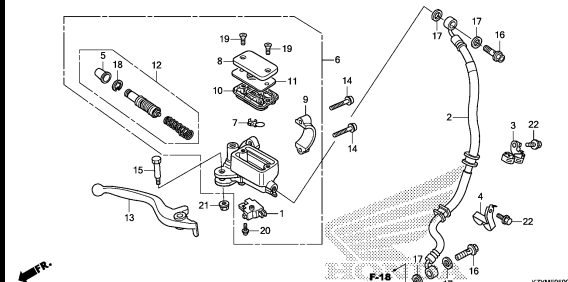


KZYMF0400

F-5

FRONT BRAKE MASTER CYLINDER

F 5

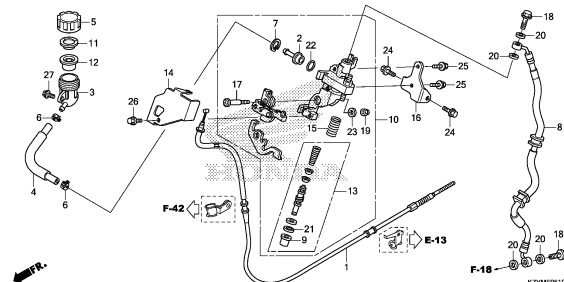


KZYMF0500

F-5-10

BRAKE MASTER CYLINDER

F 6

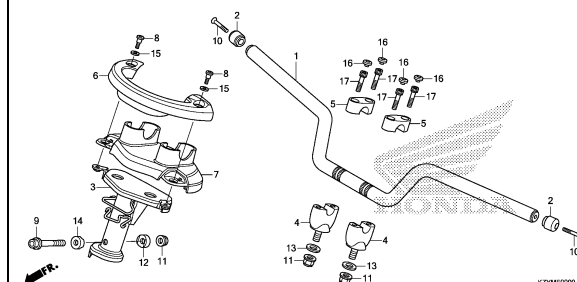


KZYMF0610

F-9

HANDLE PIPE/HANDLE COVER

F 8

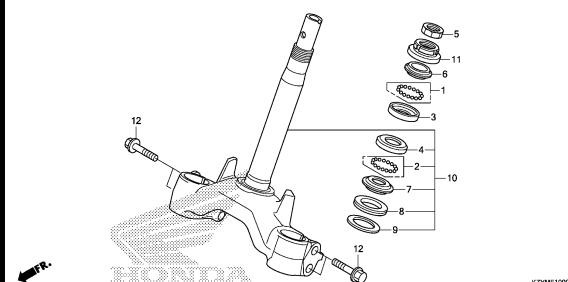


KZYMF0900

F-10

STEERING STEM

F 9

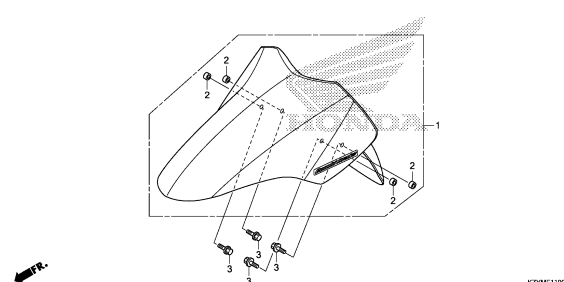


KZYMF1000

F-11

FRONT FENDER

F10

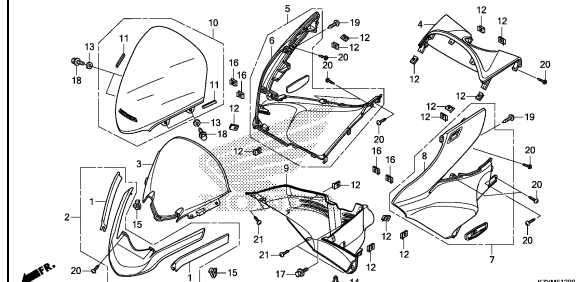


KZYMF1100

F-12

FRONT COVER

F11



KZYMF1200

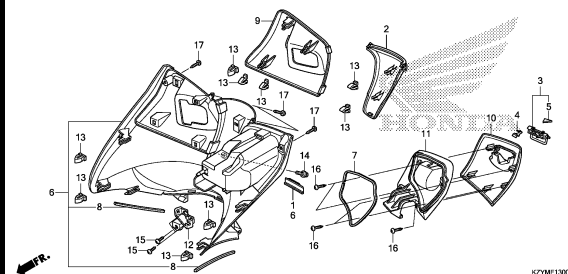
# FRAME GROUP

C 7

F-13

F13

INNER COVER

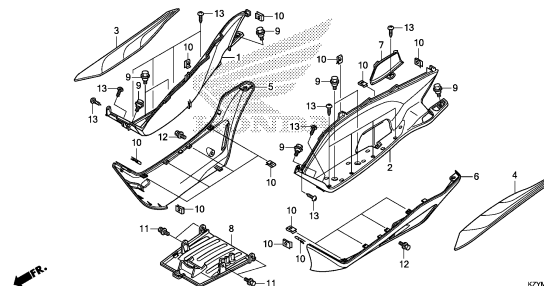


KZYMF1300

F-14

F15

FLOOR STEP

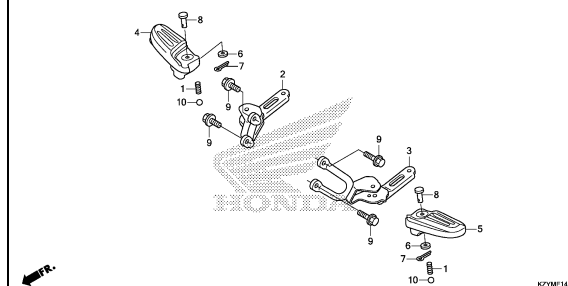


KZYMF1400

F-14-10

F16

PILLION STEP

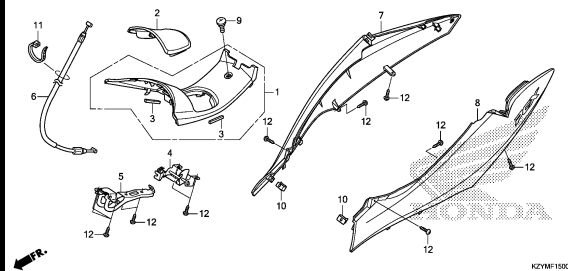


KZYMF1410

F-15

G 1

BODY COVER

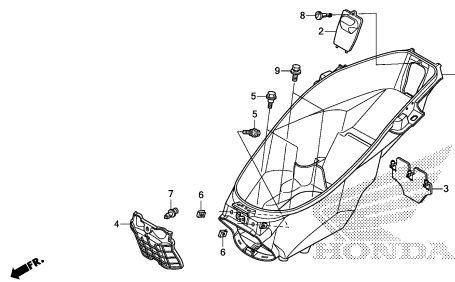


KZYMF1500

F-16

G 2

LUGGAGE BOX

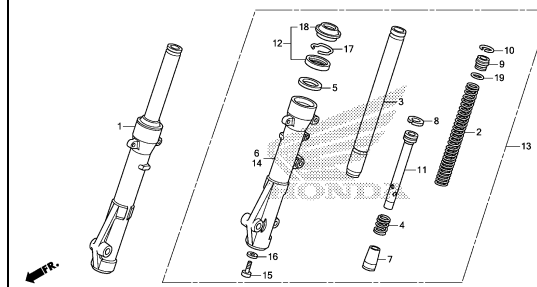


KZYMF1600

F-17

G 3

FRONT FORK

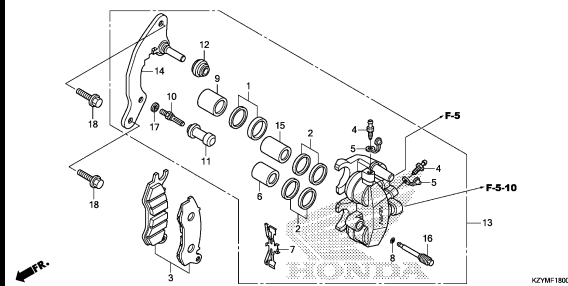


KZYMF1700

F-18

G 4

FRONT BRAKE CALIPER

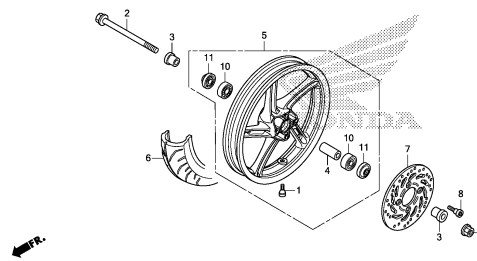


KZYMF1800

F-20-40

G 5

FRONT WHEEL

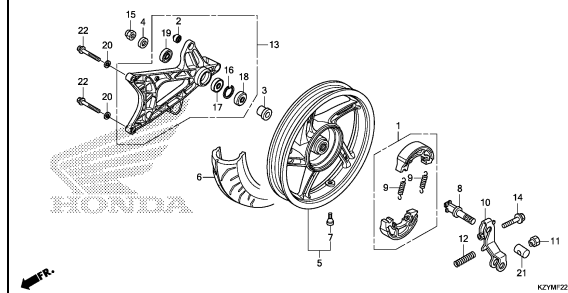


KZYMF2040

F-22-30

G 6

REAR WHEEL/SWINGARM



KZYMF2230

3

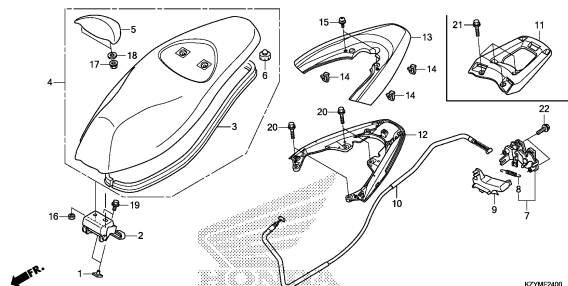
# FRAME GROUP

C 8

F-24

G 8

SEAT

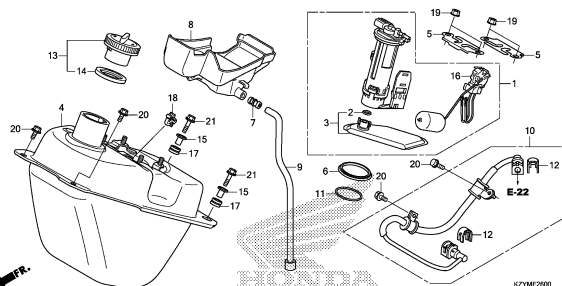


KZYMF2400

F-26

G10

FUEL TANK

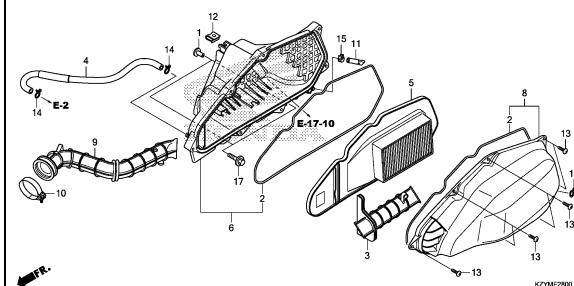


KZYMF2600

F-28

G11

AIR CLEANER

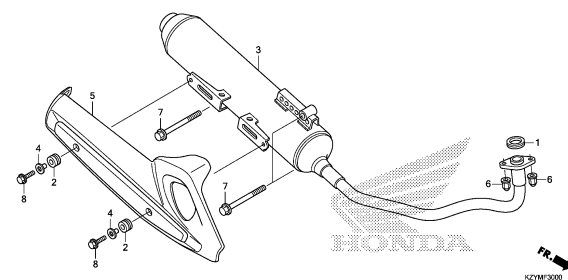


KZYMF2800

F-30

G12

EXHAUST MUFFLER

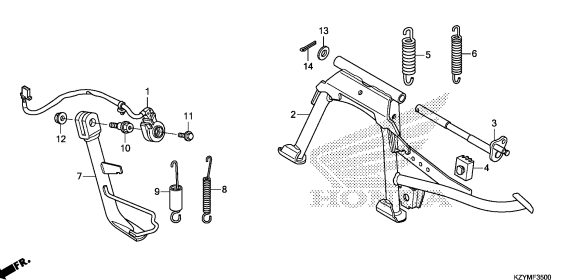


KZYMF3000

F-35

G13

STAND

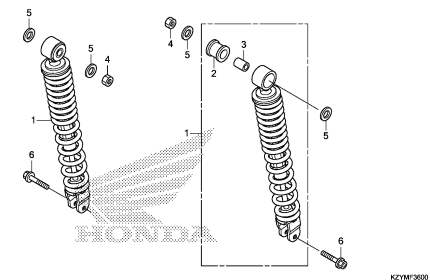


KZYMF3500

F-36

G14

REAR CUSHION

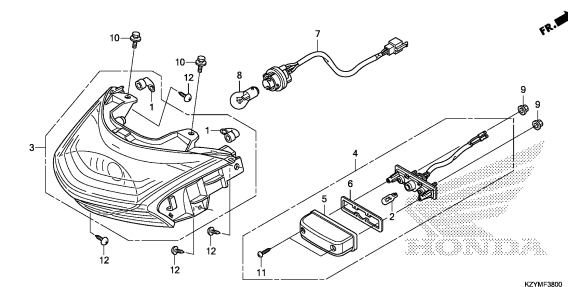


KZYMF3600

F-38

G15

TAILLIGHT

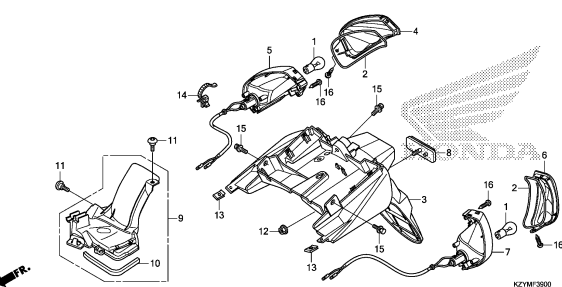


KZYMF3800

F-39

G16

REAR FENDER/REAR WINKER

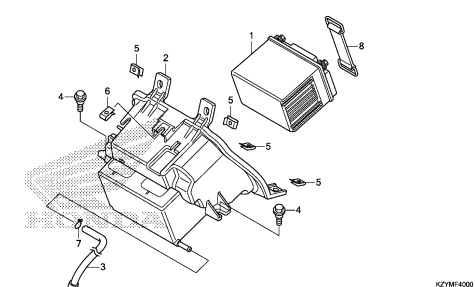


KZYMF3900

F-40

H 1

BATTERY



KZYMF4000

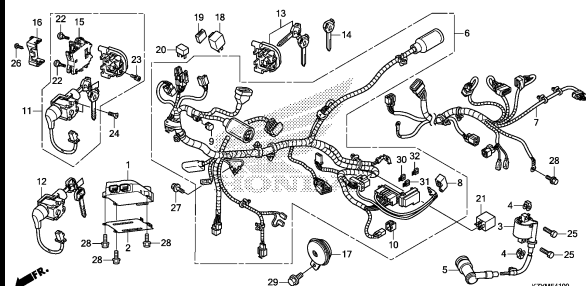
# FRAME GROUP

C 9

F-41

H 2

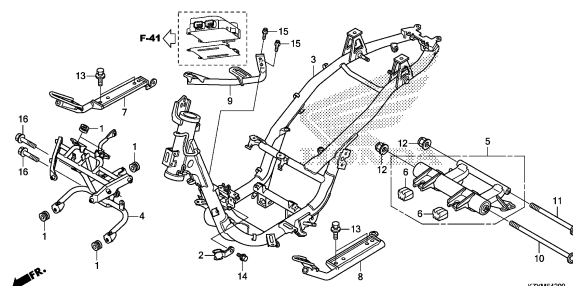
WIRE HARNESS



F-42

H 4

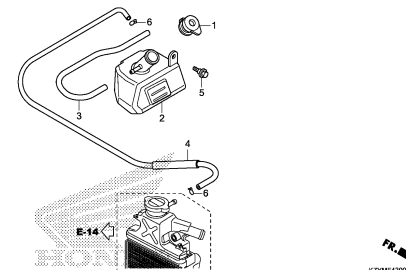
FRAME BODY



F-43

H 5

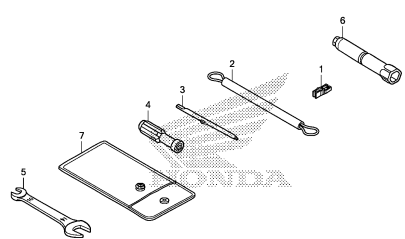
RESERVE TANK



F-46

H 6

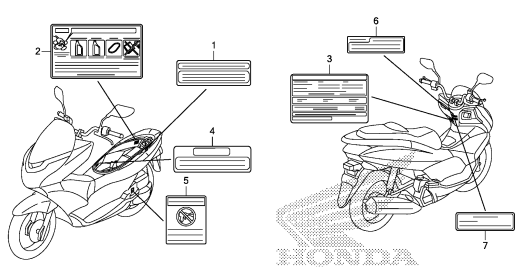
TOOLS



F-47

H 7

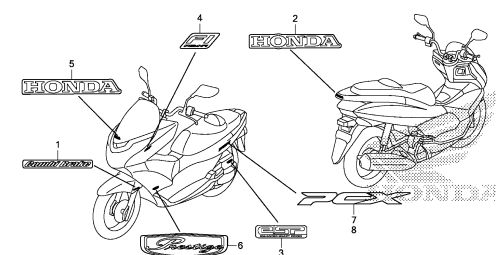
CAUTION LABEL



F-48

H 8

MARK/EMBLEM



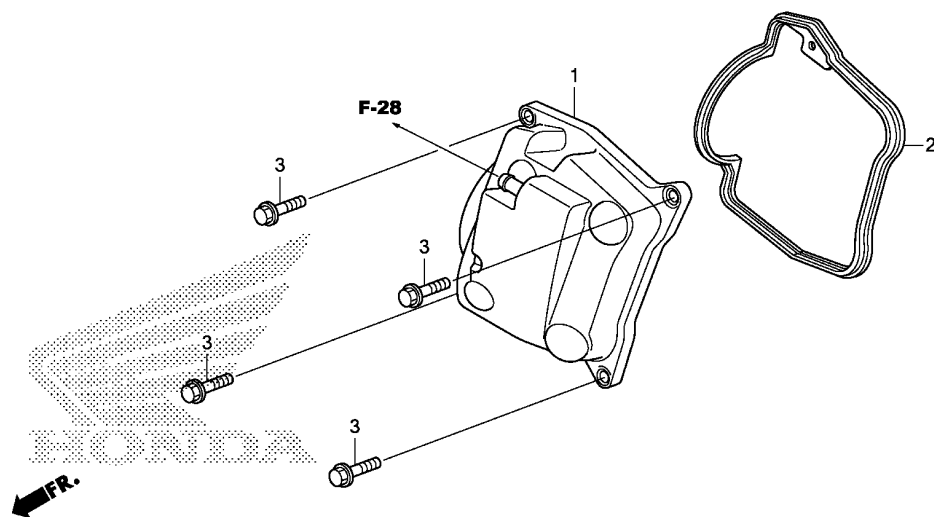
3



E-2

## CYLINDER HEAD COVER

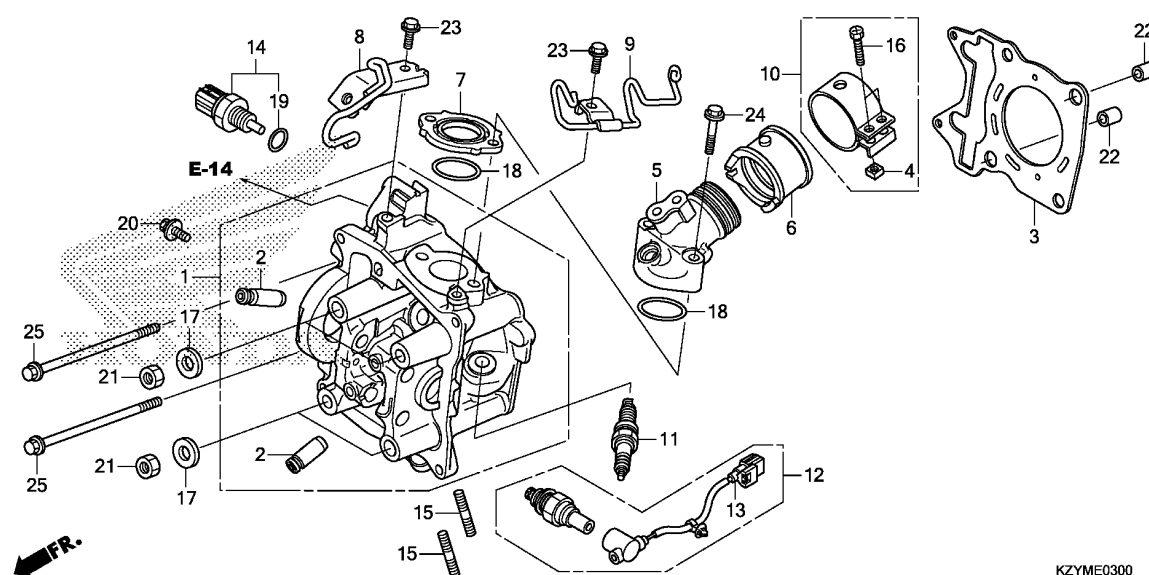
D 1



KZYME0200

Ref. No.	L.O.N.	(Relative ref. Number) Description	F.R.T.
1	1111C4	COVER, CYLINDER HEAD .....	1.3
2	1111D2	GASKET, CYLINDER HEAD COVER ..	1.3

Ref. No.	Part No.	Description	Reqd. QTY WW150 D	Serial No.	Parts catalogue code
1	12310-KZR-700	COVER COMP., CYLINDER HEAD ..	1		
2	12391-KZR-600	GASKET, CYLINDER HEAD COVER ..	1		
3	95701-06022-00	BOLT, FLANGE, 6X22 .....	4		



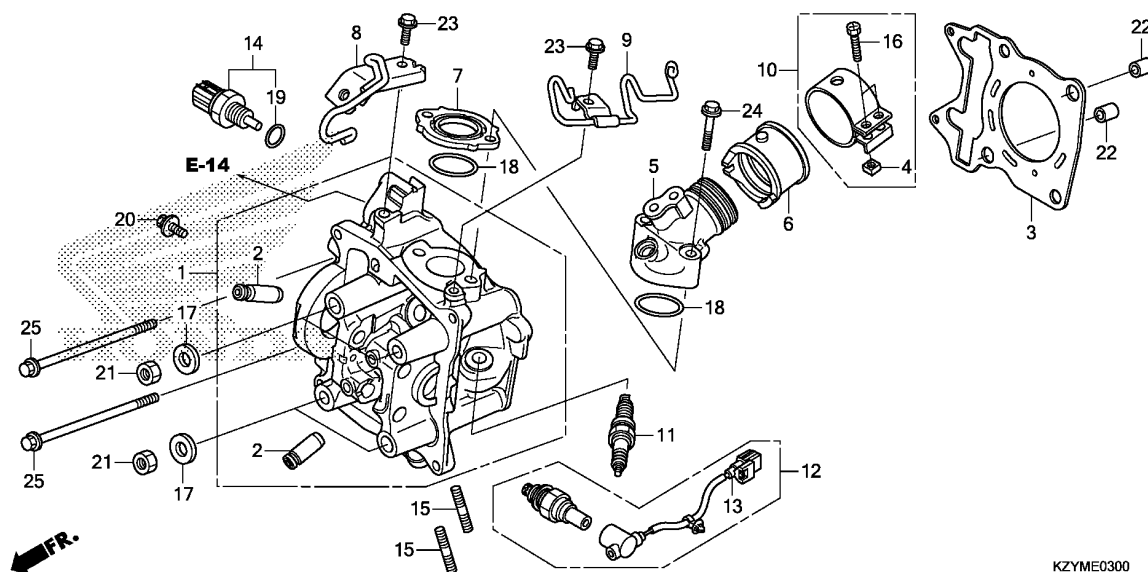
Ref. No.	L.O.N.	(Relative ref. Number) Description	F.R.T.
1	111106	HEAD, CYLINDER ..... .INCLUDES: Engine removal and installation .INCLUDES: Valve adjust and reface	5.1
2	1111L9	GUIDE, INTAKE VALVE(ONE) ..... .INCLUDES: Engine removal and installation .INCLUDES: Reaming .INCLUDES: Valve adjust and reface	5.1
	1111M0	GUIDE, EXHAUST VALVE(ONE) .... .INCLUDES: Engine removal and installation .INCLUDES: Reaming .INCLUDES: Valve adjust and reface	5.1
	1111M9	GUIDE, VALVE :FOR 1 VEHICLE .. .INCLUDES: Engine removal and installation .INCLUDES: Reaming .INCLUDES: Valve adjust and reface	5.4
+ 3	111115	GASKET, CYLINDER HEAD ..... .INCLUDES: Engine removal and installation	4.3

Ref. No.	Part No.	Description	Reqd. QTY WW150 D	Serial No.	Parts catalogue code
1	12010-KZY-700	HEAD ASSY., CYLINDER .....	1		
2	12204-KWN-P00	GUIDE, VALVE(O.S.) .....	2		
3	12251-KZY-701	GASKET, CYLINDER HEAD .....	1		
4	16222-MV4-300	NUT, SQUARE, 5MM .....	2		
5	17111-KZY-950	PIPE, IN. ....	1		
6	17112-KZY-700	INSULATOR, THROTTLE BODY ....	1		
7	17119-KZY-700	INSULATOR, IN. PIPE .....	1		
8	17120-KWN-710	STAY COMP., FUEL HOSE .....	1		
9	17219-KWN-710	CLAMPER, BREATHER TUBE .....	1		
10	17255-KWN-900	BAND, INSULATOR .....	1		
11	31917-KPH-901	PLUG, SPARK(CPR7EA-9)(NGK) ..	1		
12	36532-KZR-601	SENSOR, OXYGEN .....	1		
13	36533-KZR-601	CORD COMP., OXYGEN SENSOR ...	1		
14	37870-KZR-601	SENSOR ASSY., WATER TEMP ....	1		
15	90004-KGF-910	BOLT, STUD, 7X17 .....	2		
16	90005-MEJ-000	BOLT, RECESSED, 5X22 .....	2		
17	90483-KWN-900	WASHER, 8MM .....	4		
18	91301-KRJ-901	O-RING, 29X2 .....	2		
19	91307-PLC-004	O-RING, 9.5X1.9(MATSUSHITA) ..	1		
20	93404-06012-00	BOLT-WASHER, 6X12 .....	1		
21	94030-08280	NUT, HEX., 8MM .....	4		
22	94301-10160	DOWEL PIN, 10X16 .....	2		
23	95701-06014-00	BOLT, FLANGE, 6X14 .....	2		
24	95701-06040-00	BOLT, FLANGE, 6X40 .....	2		
25	95701-06095-00	BOLT, FLANGE, 6X95 .....	2		

## E-3

## CYLINDER HEAD

D 3

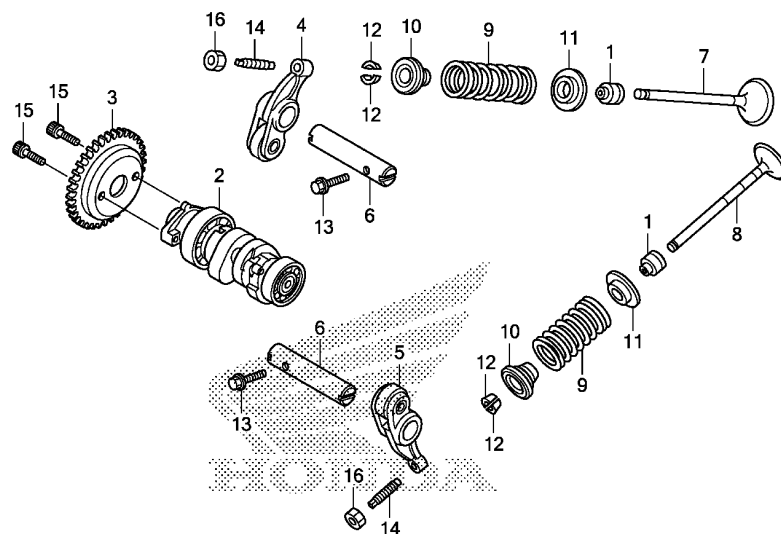


Ref. No.	L.O.N.	(Relative ref. Number) Description	F.R.T.
+ 3		.INCLUDES: Engine removal and installation	
5	111107	MANIFOLD, INTAKE .....	1.2
6	311131	INSULATOR, THROTTLE BODY/ CARBURETOR .....	1.1
11	614130	PLUG, SPARK .....	0.1
12	617121	SENSOR, OXYGEN .....	0.4
13	6111P8	SUB CORD, OXYGEN SENSOR .....	0.3
14	6171A9	SENSOR, WATER TEMP .....	0.6

KZYME0300

Ref. No.	L.O.N.	(Relative ref. Number) Description	F.R.T.
2	111118	CAMSHAFT ..... .INCLUDES: Valve adjustment	4.6
3	1111Q4	SPROCKET, CAM ..... (6)	3.6
4	1111K8	ARM, INTAKE VALVE ROCKER(ONE) .INCLUDES: Valve adjustment (6)	4.5
5	1111K9	ARM, EXHAUST VALVE ROCKER(ONE) .INCLUDES: Valve adjustment (6)	4.5
	1111L8	ARM, VALVE ROCKER :FOR 1 VEHICLE ..... .INCLUDES: Valve adjustment	4.5
7	1111N0	VALVE, INTAKE(ONE) ..... .INCLUDES: Engine removal and installation	4.7
8	1111N1	VALVE, EXHAUST(ONE) ..... .INCLUDES: Engine removal and installation	4.7
	1111P0	VALVE :FOR 1 VEHICLE ..... .INCLUDES: Engine removal and installation .INCLUDES: Refacing	4.9

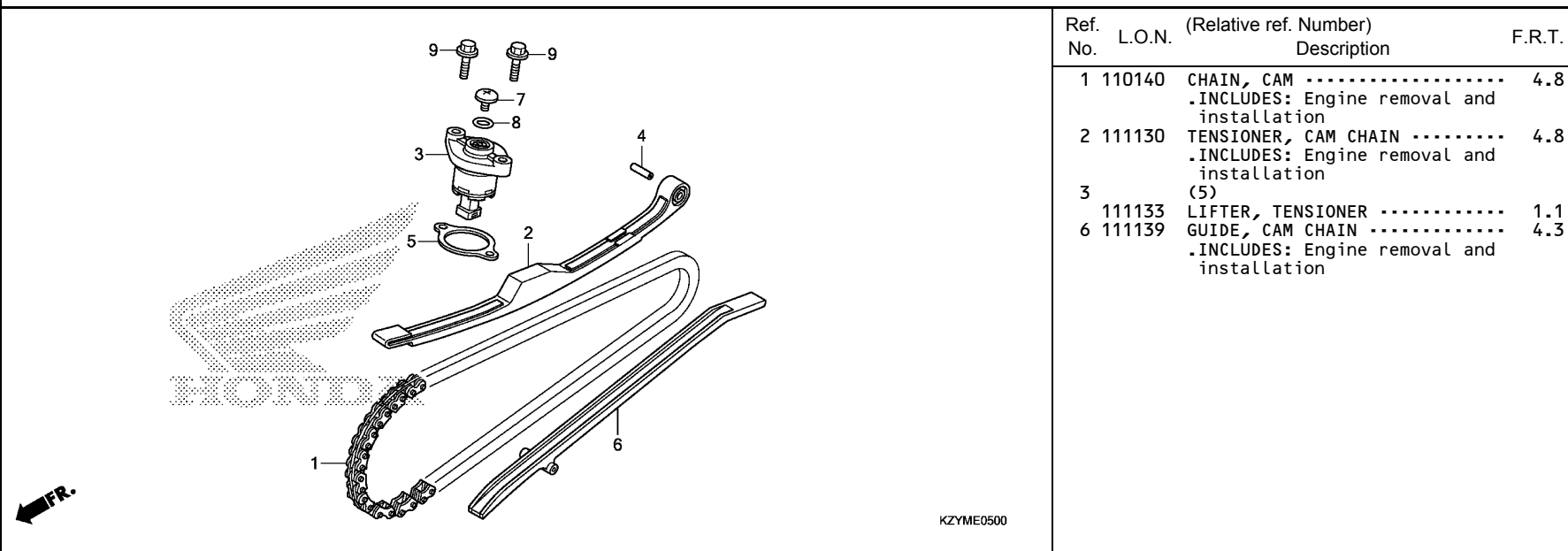
Ref. No.	Part No.	Description	Reqd. QTY WW150 D	Serial No.	Parts catalogue code
1	12209-GB4-681	SEAL, VALVE STEM(NOK) .....	2		
	12209-GB4-682	SEAL, VALVE STEM(ARAI) .....	2		
2	14100-KZR-600	CAMSHAFT COMP. ....	1		
3	14321-KWN-900	SPROCKET, CAM(34T) .....	1		
4	14430-KZR-600	ARM COMP., IN. VALVE ROCKER -	1		
5	14440-KZR-600	ARM COMP., EX. VALVE ROCKER -	1		
6	14451-KZR-600	SHAFT, ROCKER ARM .....	2		
7	14711-KZY-700	VALVE, IN. ....	1		
8	14721-KZY-700	VALVE, EX. ....	1		
9	14751-KWN-900	SPRING, VALVE .....	2		
10	14771-KWN-900	RETAINER, VALVE SPRING .....	2		
11	14775-KZR-600	SEAT, VALVE SPRING .....	2		
12	14781-MA6-000	COTTER, VALVE .....	4		
13	90002-KWB-600	BOLT, FLANGE, 5X12 .....	2		
14	90012-KWB-600	SCREW, TAPPET ADJUSTING .....	2		
15	90083-KVB-900	BOLT, SOCKET KNOCK, 5MM .....	2		
16	90206-001-000	NUT, TAPPET ADJUSTING .....	2		



FR.

KZYME0400

Ref. No.	L.O.N.	(Relative ref. Number) Description	F.R.T.
9		(1,10,11,12)	
1111P2		INTAKE VALVE SPRING AND/OR STEM SEAL(ONE) .....	4.5
		.INCLUDES: Engine removal and installation	
1111P3		EXHAUST VALVE SPRING AND/OR STEM SEAL(ONE) .....	4.5
		.INCLUDES: Engine removal and installation	
1111Q2		VALVE SPRING AND/OR STEM SEAL :FOR 1 VEHICLE .....	4.6
		.INCLUDES: Engine removal and installation	

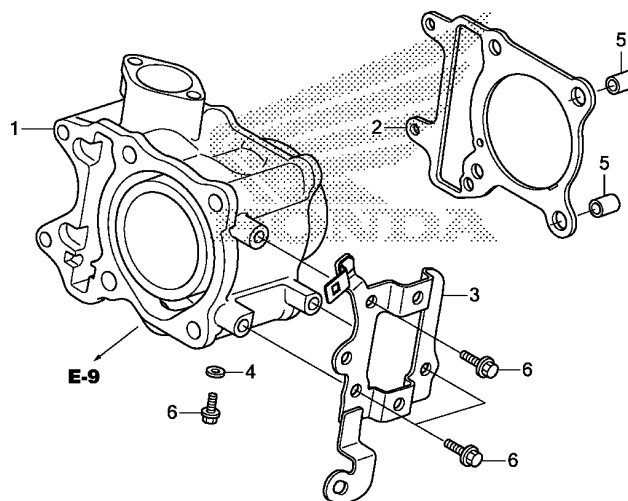


Ref. No.	Part No.	Description	Reqd. QTY WW150 D	Serial No.	Parts catalogue code
1	14401-KSS-931	CHAIN, CAM(92L)(DAIDO) .....	1		
2	14510-KZR-600	TENSIONER ASSY., CAM CHAIN ..	1		
3	14520-KZR-601	LIFTER ASSY., TENSIONER .....	1		
4	14531-KZR-600	PIVOT, CAM CHAIN TENSIONER ..	1		
5	14560-KZR-600	GASKET, TENSIONER LIFTER .....	1		
6	14611-KWN-900	GUIDE, CAM CHAIN .....	1		
7	90005-KY7-000	SCREW, PAN, 6X6 .....	1		
8	91306-MG3-000	O-RING, 1.5X9.5 .....	1		
9	95701-06022-00	BOLT, FLANGE, 6X22 .....	2		

E-6

## CYLINDER

D 7



KZYME0600

Ref. No.	L.O.N.	(Relative ref. Number) Description	F.R.T.
1	1111A5	CYLINDER ..... .INCLUDES: Engine removal and installation	4.7
2	111102	GASKET, CYLINDER ..... .INCLUDES: Engine removal and installation	4.6
3	6141C2	STAY, IGNITION COIL .....	0.3

Ref. No.	Part No.	Description	Reqd. QTY WW150 D	Serial No.	Parts catalogue code
1	12100-KZY-700	CYLINDER COMP. ....	1		
2	12191-KZR-600	GASKET, CYLINDER .....	1		
3	30515-KWN-710	STAY COMP., IGNITION COIL ...	1		
4	90463-ML7-000	WASHER, SEALING, 6.5MM .....	1		
5	94301-10160	DOWEL PIN, 10X16 .....	2		
6	95701-06014-00	BOLT, FLANGE, 6X14 .....	4		

## D 8



Ref. No.	L.O.N.	(Relative ref. Number) Description	F.R.T.
1	114103	PUMP ASSY., WATER .....	0.8
2	1141B0	COVER, WATER PUMP .....	0.8
3	1141B1	GASKET, WATER PUMP COVER .....	0.8
4	114116	THERMOSTAT .....	0.9
6	114132	HOSE C, WATER .....	0.5

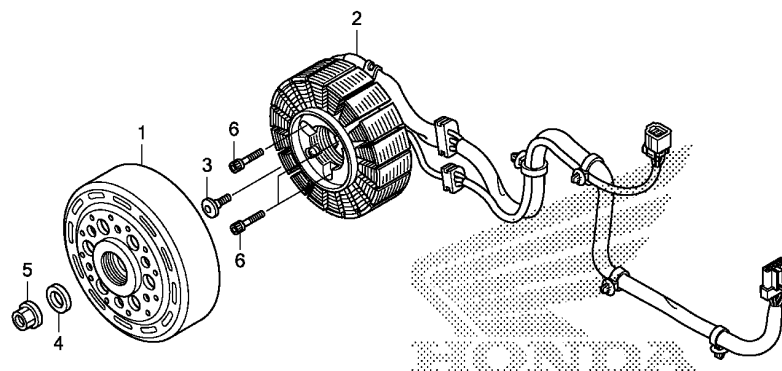
Ref. No.	Part No.	Description	Reqd. QTY WW150 D	Serial No.	Parts catalogue code
1	19200-KWN-901	PUMP ASSY., WATER .....	1		
2	19220-KWN-901	COVER COMP., WATER PUMP .....	1		
3	19226-KWN-900	GASKET, WATER PUMP COVER .....	1		
4	19300-KWN-901	THERMOSTAT ASSY. ....	1		
5	19381-KWN-900	O-RING .....	1		
6	19503-KWN-900	HOSE C, WATER .....	1		
7	90701-KWN-901	CLAMP, WATER HOSE, 24MM .....	2		
8	91302-KWN-900	O-RING, 34X2 .....	1		
9	94301-08100	DOWEL PIN, 8X10 .....	2		
10	95701-06022-00	BOLT, FLANGE, 6X22 .....	2		
11	95701-06040-00	BOLT, FLANGE, 6X40 .....	3		
12	96001-06016-00	BOLT, FLANGE, 6X16 .....	1		



E-10

## A.C.G. STARTER

D 9



FR. →  
KZYME1000

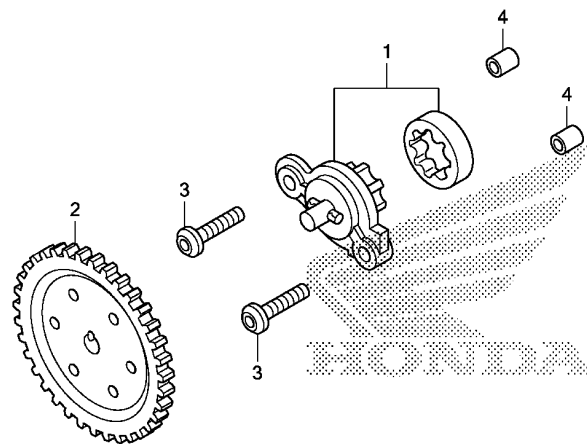
Ref. No.	L.O.N.	(Relative ref. Number) Description	F.R.T.
1	613105	ROTOR OR FLYWHEEL .....	0.9
2	6131A3	STATOR .....	2.4

Ref. No.	Part No.	Description	Reqd. QTY WW150 D	Serial No.	Parts catalogue code
1	31210-KZY-901	FLYWHEEL COMP. ....	1		
2	31220-KZY-901	STATOR COMP. ....	1		
3	90001-KWR-000	BOLT, SOCKET, 6X18 .....	1		
4	90439-KWZ-900	WASHER, 12X24X2.3 .....	1		
5	94050-12000	NUT, FLANGE, 12MM .....	1		
6	96700-06032-00	BOLT, SOCKET, 6X32 .....	3		

E-11

## OIL PUMP

D10



KZYME1100

Ref. No.	L.O.N.	(Relative ref. Number) Description	F.R.T.
1	113105	PUMP ASSY., OIL .....	1.3
2	1131C4	GEAR, OIL PUMP DRIVEN .....	1.2

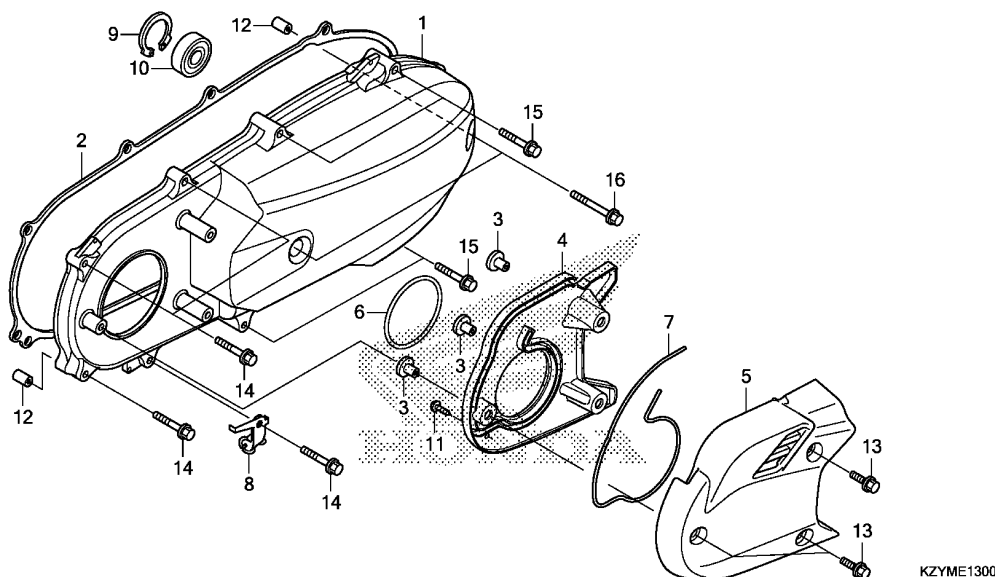
Ref. No.	Part No.	Description	Reqd. QTY WW150 D	Serial No.	Parts catalogue code
1	15010-KWN-900	PUMP SET, OIL .....	1		
2	15133-KWN-900	GEAR, OIL PUMP DRIVEN(35T) ..	1		
3	90003-KWN-900	BOLT, SPECIAL, 6X23.5 .....	2		
4	94301-08100	DOWEL PIN, 8X10 .....	2		

2

E-13

## LEFT SIDE COVER

D11



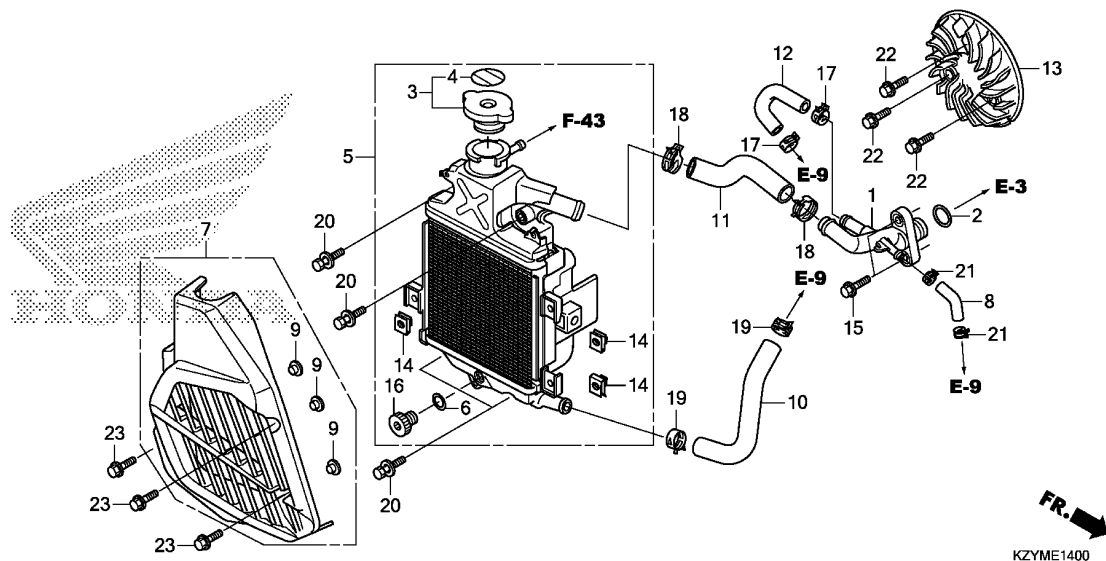
Ref. No.	L.O.N.	(Relative ref. Number) Description	F.R.T.
1	1101A6	COVER, CRANKCASE :LEFT .....	0.5
2	1101A3	GASKET, CRANKCASE COVER :LEFT .....	0.3
5		(4,6,7)	
	1101H4	DUCT, BELT COVER .....	0.3
10	2101H8	BEARING, DRIVESHAFT :LEFT COVER SIDE .....	0.5

Ref. No.	Part No.	Description	Reqd. QTY WW150 D	Serial No.	Parts catalogue code
1	11341-KWN-780	COVER, L. SIDE .....	1		
2	11395-KZR-600	GASKET, L. COVER .....	1		
3	19416-KEY-900	COLLAR .....	3		
4	19641-KWN-710	DUCT, L. COVER .....	1		
5	19642-KWN-710	CAP, L. COVER .....	1		
6	19645-KWN-900	SEAL, BELT COVER DUCT .....	1		
7	19649-KWN-710	SEAL, L. COVER DUCT .....	1		
8	43455-KWN-900	CLAMPER B, RR. BRAKE CABLE ..	1		
9	90652-KVB-900	CIRCLIP, INTERNAL, 32MM .....	1		
10	91005-KVB-900	BEARING COMP.(6002UU)(NTN) ..	1		
11	93903-24480	SCREW, TAPPING, 4X16 .....	1		
12	94301-08140	DOWEL PIN, 8X14 .....	2		
13	96001-06018-07	BOLT, FLANGE, 6X18 .....	3		
14	96001-06028-00	BOLT, FLANGE, 6X28 .....	4		
15	96001-06040-00	BOLT, FLANGE, 6X40 .....	4		
16	96001-06065-00	BOLT, FLANGE, 6X65 .....	2		

E-14

## RADIATOR

D12



Ref. No.	L.O.N.	(Relative ref. Number) Description	F.R.T.
1	1151L2	JOINT, 3WAY HOSE .....	1.4
3	1151B8	CAP, RADIATOR .....	0.1
5	1151C3	RADIATOR .....	0.6
7	1151I5	COVER, RADIATOR .....	0.1
8	1141H9	TUBE, AIR BREATHER .....	1.1
10	114130	HOSE A, WATER .....	0.5
11	114131	HOSE B, WATER .....	0.7
12	1141B4	HOSE, WATER BYPASS .....	1.3
13	1151A6	FAN, COOLING .....	0.6

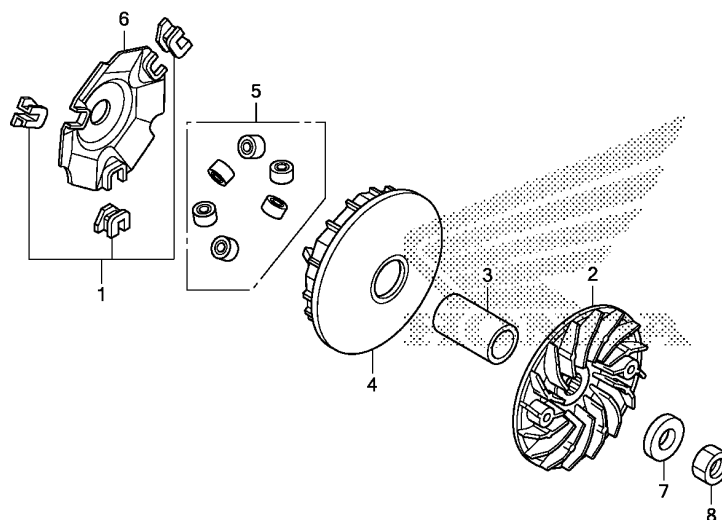
Ref. No.	Part No.	Description	Reqd. QTY WW150 D	Serial No.	Parts catalogue code
1	12206-KZR-600	JOINT COMP., WATER HOSE .....	1		
2	12207-KWN-900	O-RING, 15.4X2 .....	1		
3	19037-KVB-902	CAP COMP., RADIATOR(T.RAD) ..	1		
4	19046-KVB-902	LABEL, RADIATOR CAP(T.RAD) ..	1		
5	19100-KZY-701	RADIATOR ASSY. ....	1		
6	19109-GET-003	SEAL, DRAIN .....	1		
7	19150-KWN-781	COVER COMP., RADIATOR .....	1		
8	19332-KWN-900	TUBE, AIR BREATHER .....	1		
9	19416-KEY-900	COLLAR .....	3		
10	19501-KZR-600	HOSE A, WATER .....	1		
11	19502-KZR-600	HOSE B, WATER .....	1		
12	19504-KZR-600	HOSE, BYPASS .....	1		
13	19510-KZY-700	FAN COMP., COOLING .....	1		
14	84601-HA7-670	NUT, FENDER SETTING .....	3		
15	90004-GHB-660	BOLT, FLANGE, 6X22(NSHF) ....	2		
16	90103-GET-003	BOLT, DRAIN .....	1		
17	90678-MR1-690	CLIP, HOSE .....	2		
18	90701-KWN-901	CLAMP, WATER HOSE, 24MM .....	2		
19	90701-MF5-003	CLAMP, WATER HOSE, 21MM .....	2		
20	93401-06025-08	BOLT-WASHER, 6X25 .....	4		
21	95002-41050-08	CLAMP, TUBE(D10.5) .....	2		
22	95701-06016-00	BOLT, FLANGE, 6X16 .....	3		
23	96001-06016-07	BOLT, FLANGE, 6X16 .....	3		

2

E-16

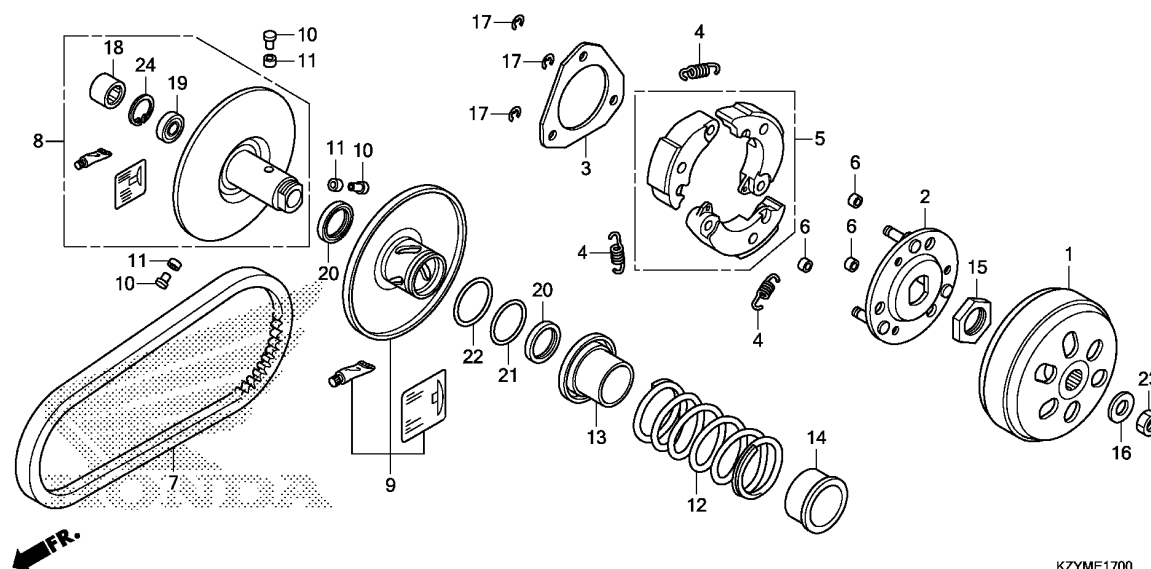
## DRIVE FACE

D13



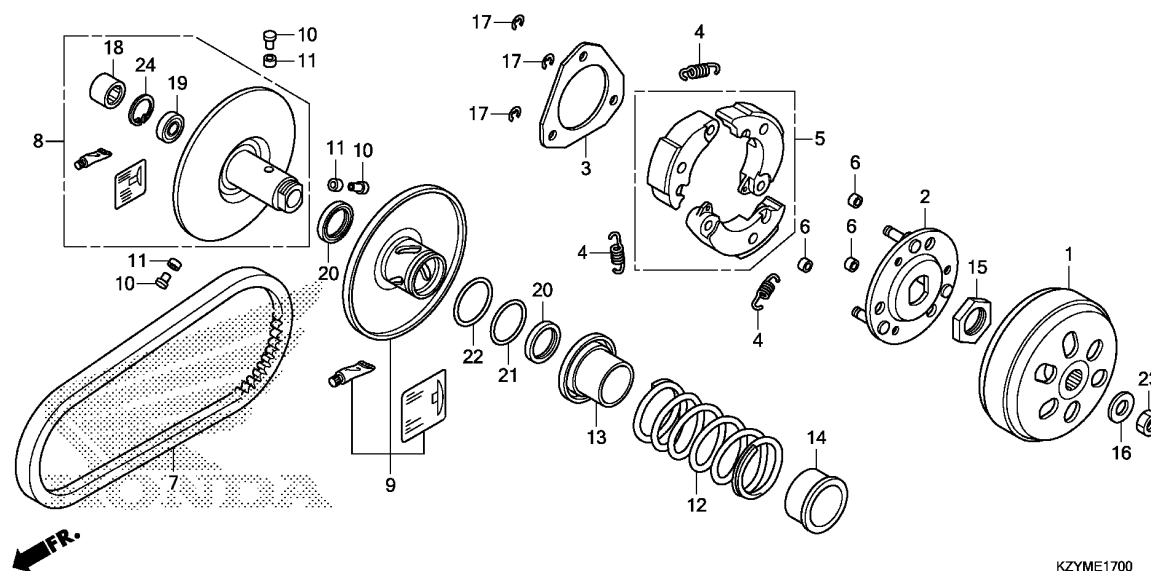
Ref. No.	L.O.N.	(Relative ref. Number) Description	F.R.T.
2	2111A0	FACE, DRIVE .....	0.5
4	2111A1	FACE, MOVABLE DRIVE .....	0.5
5		(1,6)	
	2111A4	ROLLER, WEIGHT .....	0.5

Ref. No.	Part No.	Description	Reqd. QTY WW150 D	Serial No.	Parts catalogue code
1	22011-KWN-900	PIECE SET, SLIDE .....	1		
2	22102-KZR-600	FACE, DRIVE .....	1		
3	22105-KWN-900	BOSS, DRIVE FACE .....	1		
4	22110-KZY-701	FACE COMP., MOVABLE DRIVE ...	1		
5	22123-KWN-900	ROLLER SET, WEIGHT .....	1		
6	22131-KWN-900	PLATE, RAMP .....	1		
7	90401-KWN-900	WASHER, 15X29X7 .....	1		
8	94030-14200	NUT, HEX., 14MM .....	1		



Ref. No.	L.O.N.	(Relative ref. Number) Description	F.R.T.
1	2121A0	OUTER, CLUTCH .....	0.4
5	2121A6	(2,4) WEIGHT SET, CLUTCH .....	0.9
7	2111B2	BELT, DRIVE .....	0.5
8	2111A2	(10,11,13) FACE, DRIVEN .....	0.8
9	2111A3	(20,21,22) FACE, MOVABLE DRIVEN .....	0.9
12	2111A7	(14) SPRING, DRIVEN FACE .....	0.7
18	2111A8	(19) BEARING, DRIVEN FACE .....	1.0
	2111A8A	.Replace 1 bearing add .....	0.1

Ref. No.	Part No.	Description	Reqd. QTY WW150 D	Serial No.	Parts catalogue code
1	22100-KWN-900	OUTER COMP., CLUTCH .....	1		
2	22350-KVB-900	PLATE COMP., DRIVE .....	1		
3	22361-KVB-900	PLATE, CLUTCH SIDE .....	1		
4	22401-KGF-912	SPRING, CLUTCH .....	3		
5	22535-KWN-900	WEIGHT SET, CLUTCH .....	1		
6	22804-148-000	RUBBER, CLUTCH DAMPER .....	3		
7	23100-KZY-701	BELT, DRIVE .....	1		
8	23205-KWN-640	FACE SET, DRIVEN .....	1		
9	23224-KWN-640	FACE SET, MOVABLE DRIVEN ....	1		
10	23225-KSY-900	PIN, ROLLER GUIDE .....	3		
11	23226-KVB-900	ROLLER, GUIDE .....	3		
12	23233-KWN-900	SPRING, DRIVEN FACE .....	1		
13	23237-KWN-900	COLLAR, SEAL .....	1		
14	23238-KWN-900	COLLAR, SPRING .....	1		
15	90202-KN7-670	NUT, SPECIAL, 28MM .....	1		
16	90441-GY6-940	WASHER, 12.2X29X2.5 .....	1		
17	90605-166-720	CIRCLIP, 7MM .....	3		
18	91001-KCW-003	BEARING, NEEDLE, 20X29X18 (NTN)	1		
	91109-KVY-901	BEARING, NEEDLE, 20X29X18 (SCHAEFFLER)	1		
19	91002-GA7-701	BEARING, RADIAL BALL, 6902U (NTN)	1		
	91009-KVY-961	BEARING, RADIAL BALL, 6902U (NSK)	1		
20	91211-KN7-671	SEAL, DRIVEN FACE, 34X41X4 ..	2		

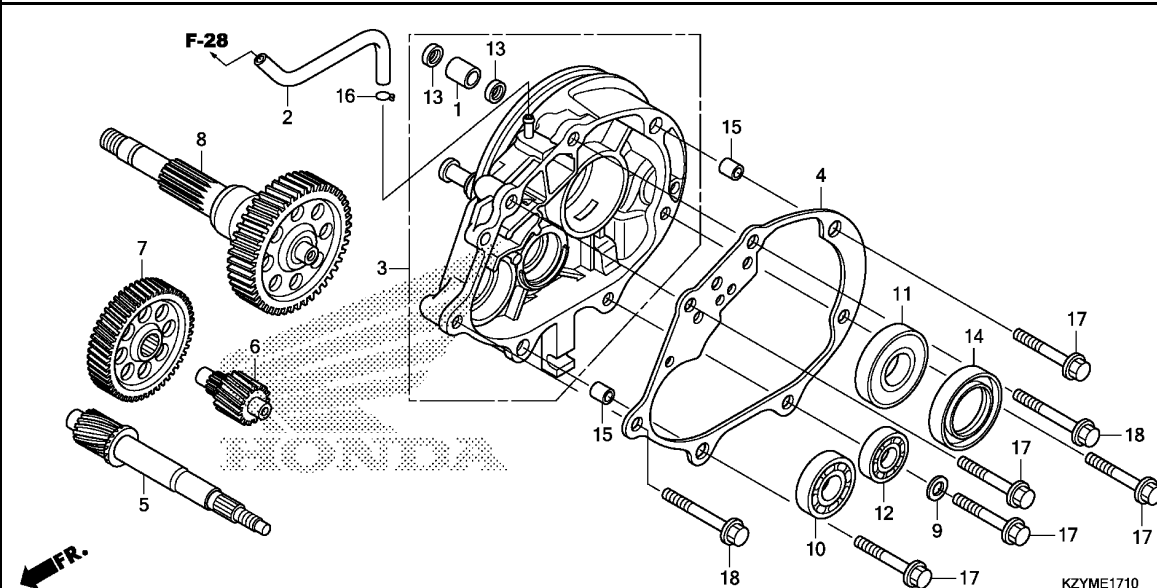


Ref. No.	Part No.	Description	Reqd. QTY	Serial No.	Parts catalogue code
			WW150 D		
21	91351-642-000	O-RING, PINION CAP .....	1		
22	91351-GR1-000	O-RING, 38.5X2 .....	1		
23	94030-12200	NUT, HEX., 12MM .....	1		
24	94520-28000	CIRCLIP, INTERNAL, 28MM .....	1		

## E-17-10

## TRANSMISSION

D16



Ref. No.	L.O.N.	(Relative ref. Number) Description	F.R.T.
3	2101A2	CASE, TRANSMISSION .....	1.3
4	2101A3	GASKET, TRANSMISSION CASE ....	0.9
5	2101E9	SHAFT, DRIVE .....	1.2
6	210142	COUNTERSHAFT, TRANSMISSION ...	0.9
7	2101A5	GEAR, COUNTER .....	0.9
8	210170	SHAFT, FINAL GEAR .....	0.9
10	2101F1	BEARING, DRIVESHAFT :RIGHT ...	1.1
	2101J1	BEARING, DRIVESHAFT :BOTH ....	1.3
11		(14)	
	2101E6	BEARING, FINAL GEAR SHAFT :RIGHT .....	1.1
	2101J0	BEARING, FINAL GEAR SHAFT :BOTH .....	1.2
12	2101C8	BEARING, COUNTERSHAFT :RIGHT ..	1.1
	2101C9	BEARING, COUNTERSHAFT :BOTH ..	1.2

Ref. No.	Part No.	Description	Reqd. QTY WW150 D	Serial No.	Parts catalogue code
1	11204-KGF-900	SLEEVE, RR. BRAKE CAM .....	1		
2	11211-KZR-600	TUBE, MISSION BREATHER .....	1		
3	21200-KWN-710	CASE COMP., TRANSMISSION ....	1		
4	21395-KZR-600	GASKET, TRANSMISSION CASE ...	1		
5	23411-KZR-600	SHAFT, DRIVE(17T) .....	1		
6	23421-KZR-600	COUNTERSHAFT(13T) .....	1		
7	23422-KWN-900	GEAR, COUNTER(53T) .....	1		
8	23430-KZR-600	GEAR COMP., FINAL(44T) .....	1		
9	90495-MN5-000	WASHER, SEALING, 8MM .....	1		
10	91004-KZR-601	BEARING, RADIAL BALL, 6202 (NTN)	1		
	91004-KZR-602	BEARING, RADIAL BALL, 6202 (FUJIKOSHI)	1		
11	91006-KAB-004	BEARING, RADIAL BALL, 6205-2NSG	1		
	91009-KWN-901	BEARING, RADIAL BALL, 6205 UU	1		
12	91006-KZR-601	BEARING, RADIAL BALL, 6201 (NTN)	1		
	91006-KZR-602	BEARING, RADIAL BALL, 6201 (FUJIKOSHI)	1		
13	91201-434-003	OIL SEAL, 14X20X3.2 .....	2		
14	91204-KWN-900	OIL SEAL, 34X52X7 .....	1		
15	94301-10120	DOWEL PIN, 10X12 .....	2		
16	95002-50000	CLIP, TUBE(C9) .....	1		
17	95701-08045-00	BOLT, FLANGE, 8X45 .....	5		
18	95701-08055-00	BOLT, FLANGE, 8X55 .....	2		

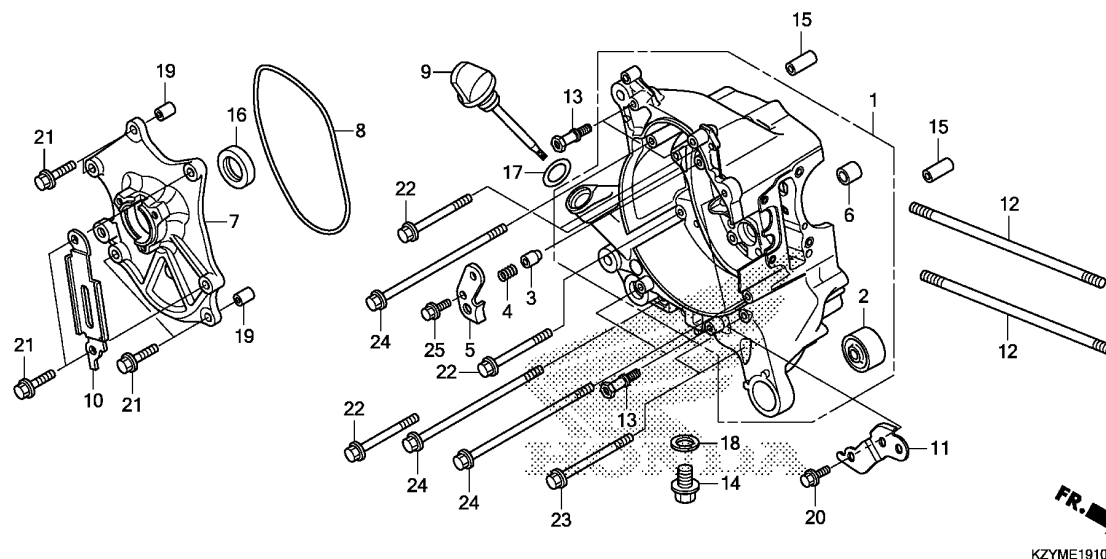
2



# E-19-10

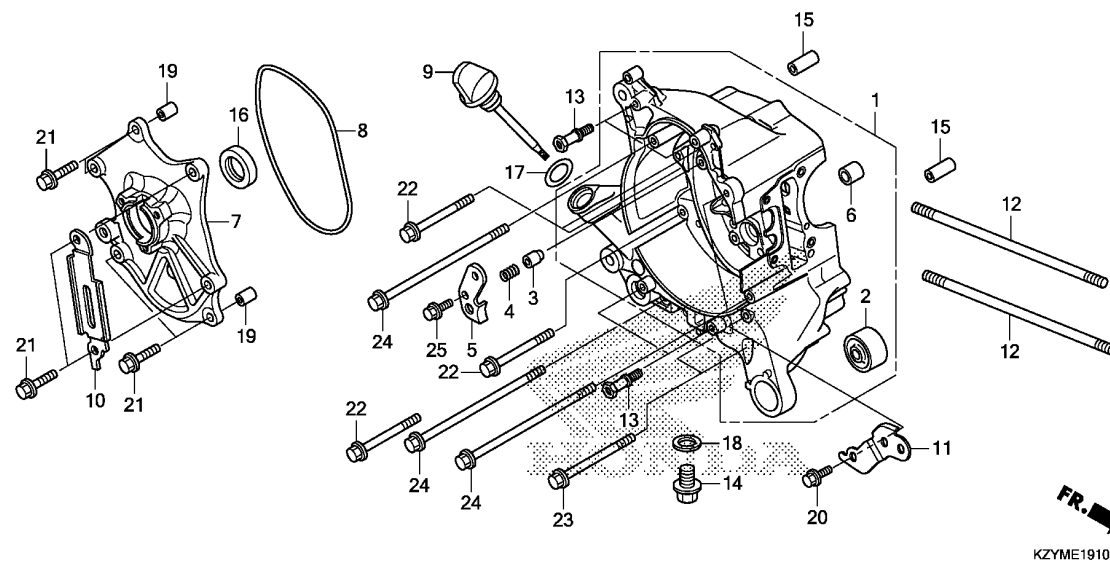
# RIGHT CRANKCASE

E 1



Ref. No.	L.O.N.	(Relative ref. Number) Description	F.R.T.
1	110120	CRANKCASE :RIGHT ..... .INCLUDES: Engine removal and installation	5.6
	1101A2	CRANKCASE :BOTH ..... .INCLUDES: Engine removal and installation	6.7
7	6131A4	BASE, STATOR .....	1.2
8	6131B5	O-RING, STATOR BASE .....	1.1
16	110132	OIL SEAL, CRANKSHAFT :RIGHT ..	1.2
	1101H3	OIL SEAL, CRANKSHAFT :BOTH ... .INCLUDES: Engine removal and installation	5.9

Ref. No.	Part No.	Description	Reqd. QTY WW150 D	Serial No.	Parts catalogue code
1	11100-KZR-601	CRANKCASE COMP., R. ....	1		
2	11103-KVB-901	BUSH, ENGINE HANGER RUBBER (HOKUSHIN)	1		
	11103-KVB-930	BUSH, ENGINE HANGER RUBBER ..	1		
3	11114-KWN-900	PLUG, BEARING PUSH .....	1		
4	11116-KZR-600	SPRING, BEARING PUSH .....	1		
5	11117-KWN-901	PLATE, BEARING PUSH .....	1		
6	11205-GBC-300	BUSH, MAINSTAND .....	1		
7	11361-KWN-901	BASE, STATOR .....	1		
8	11363-KWN-900	GASKET, STATOR BASE .....	1		
9	15651-KWN-900	GAUGE, OIL LEVEL .....	1		
10	32961-KWN-900	CLAMPER, A.C. GENERATOR CORD	1		
11	32962-KZR-600	STAY, ENGINE HARNESS .....	1		
12	90031-KWN-900	BOLT A, STUD, 8X200.5 .....	2		
13	90036-KZR-600	BOLT, RADIATOR DISTANCE .....	4		
14	90131-883-000	BOLT, DRAIN PLUG, 12X15 .....	1		
15	90702-KWN-900	DOWEL PIN, SPECIAL, 6.3X10X30	2		
16	91201-KWN-901	OIL SEAL, 20.8X32X6 .....	1		
17	91307-035-000	O-RING, 18X3 .....	1		
18	94109-12000	WASHER, DRAIN PLUG, 12MM .....	1		
19	94301-08100	DOWEL PIN, 8X10 .....	2		
20	95701-06014-00	BOLT, FLANGE, 6X14 .....	1		
21	95701-06025-00	BOLT, FLANGE, 6X25 .....	6		
22	95701-06065-00	BOLT, FLANGE, 6X65 .....	4		
23	95701-06080-00	BOLT, FLANGE, 6X80 .....	2		

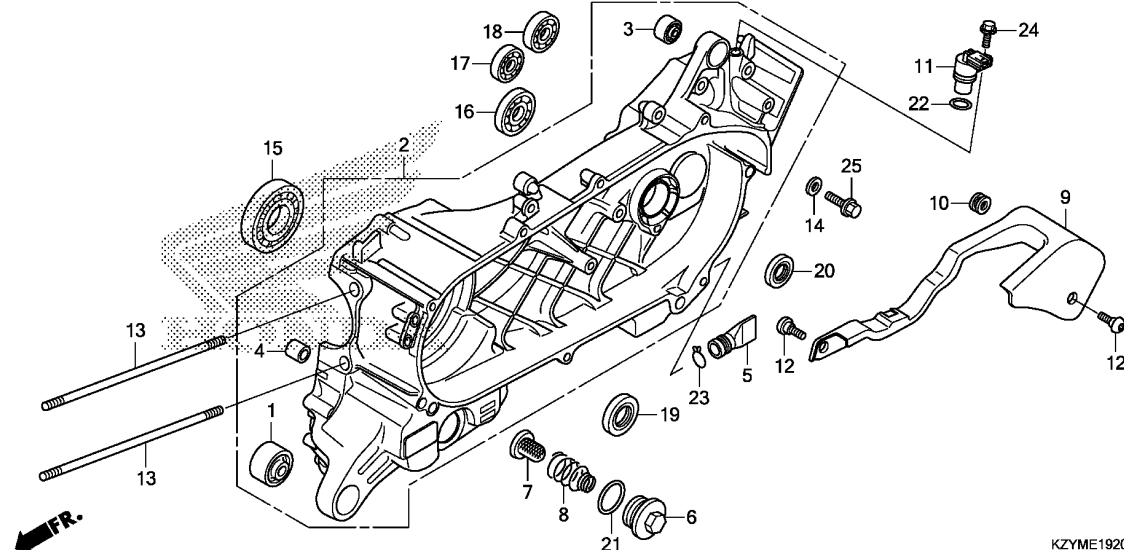


Ref. No.	Part No.	Description	Reqd. QTY WW150 D	Serial No.	Parts catalogue code
24	95701-06130-00	BOLT, FLANGE, 6X130 .....	4		
25	96001-06016-00	BOLT, FLANGE, 6X16 .....	1		

# E-19-20

# LEFT CRANKCASE

E 3



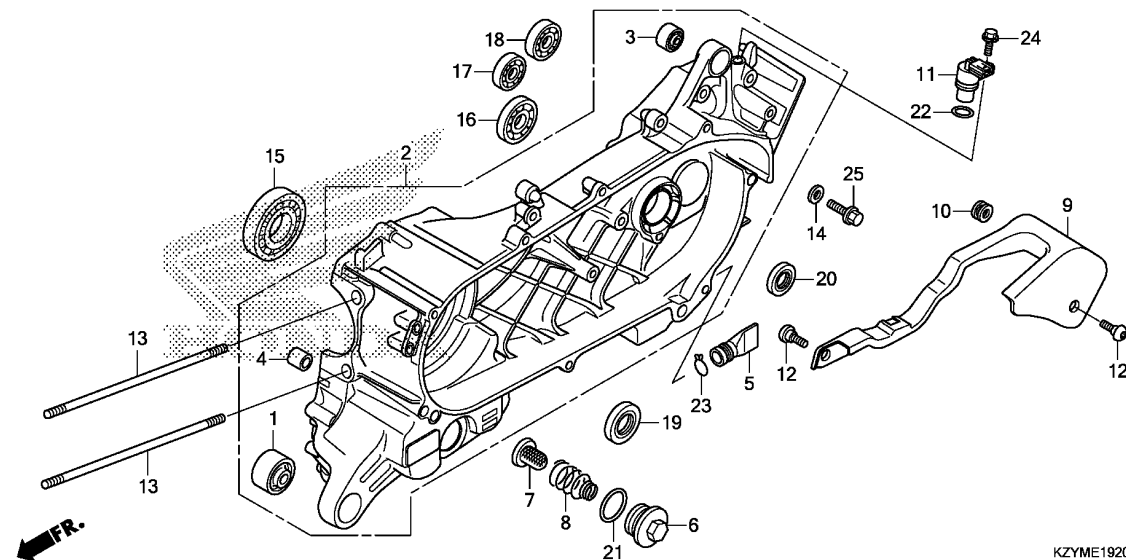
Ref. No.	L.O.N.	(Relative ref. Number) Description	F.R.T.
2	110115	CRANKCASE :LEFT ..... .INCLUDES: Engine removal and installation	6.5
	1101A2	CRANKCASE :BOTH ..... .INCLUDES: Engine removal and installation	6.7
7	1131B5	SCREEN, OIL FILTER ..... (6,8,21)	0.2
11	617197	SENSOR, WHEEL SPEED :REAR ....	1.2
15	1101B6	BEARING, CRANKSHAFT :LEFT .... .INCLUDES: Engine removal and installation	5.8
16	2101F0	BEARING, DRIVESHAFT :LEFT ....	1.2
	2101J1	BEARING, DRIVESHAFT :BOTH ....	1.3
17	2101C7	BEARING, COUNTERSHAFT :LEFT ..	1.1
	2101C9	BEARING, COUNTERSHAFT :BOTH ..	1.2
18	2101E5	BEARING, FINAL GEAR SHAFT :LEFT ..... 2101J0 BEARING, FINAL GEAR SHAFT :BOTH .....	1.1
19	110131	OIL SEAL, CRANKSHAFT :LEFT ... .INCLUDES: Engine removal and installation	5.8
+	1101H3	OIL SEAL, CRANKSHAFT :BOTH ...	5.9

Ref. No.	Part No.	Description	Reqd. QTY WW150 D	Serial No.	Parts catalogue code
1	11103-KVB-901	BUSH, ENGINE HANGER RUBBER (HOKUSHIN)	1		
	11103-KVB-930	BUSH, ENGINE HANGER RUBBER ..	1		
2	11200-KZY-702	CRANKCASE COMP., L. ....	1		
3	11203-KVB-901	BUSH, RR. CUSHION UNDER RUBBER (HOKUSHIN)	1		
4	11205-GBC-300	BUSH, MAINSTAND .....	1		
5	11343-KVG-900	TUBE, DRAIN .....	1		
6	12361-035-000	CAP, TAPPET ADJUSTING HOLE ..	1		
7	15421-107-000	SCREEN, OIL FILTER .....	1		
	15421-KPL-900	.....	1		
8	15426-KVB-900	SPRING, OIL FILTER SCREEN ...	1		
9	32112-KZR-600	PROTECTOR, SPEED SENSOR .....	1		
10	32113-KWN-900	GROMMET, SPEED SENSOR PROTECTOR	1		
11	37700-HP5-601	SENSOR ASSY., SPEED(TDK-EPC)	1		
	37700-KZR-601	.....	1		
12	90001-KWR-000	BOLT, SOCKET, 6X18 .....	2		
13	90032-KWN-900	BOLT B, STUD, 8X206 .....	2		
14	90495-MN5-000	WASHER, SEALING, 8MM .....	1		
15	91002-KZR-602	BEARING, RADIAL BALL SPECIAL, 6207(FUJIKOSHI)	1		
16	91003-KZR-601	BEARING, RADIAL BALL, 6204 (NTN)	1		
	91003-KZR-602	BEARING, RADIAL BALL, 6204 (FUJIKOSHI)	1		

# E-19-20

# LEFT CRANKCASE

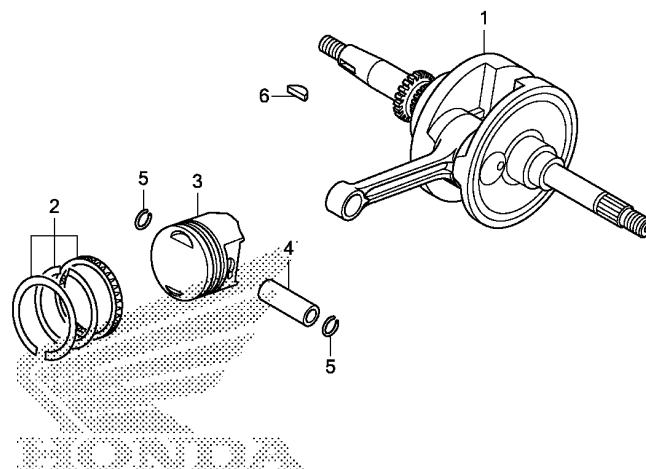
E 4



Ref. No.	L.O.N.	(Relative ref. Number) Description	F.R.T.
+19		.INCLUDES: Engine removal and installation	
20	2101E7	OIL SEAL, DRIVESHAFT .....	1.2

Ref. No.	Part No.	Description	Reqd. QTY WW150 D	Serial No.	Parts catalogue code
17	91005-KZR-601	BEARING, RADIAL BALL, 6301 (NTN)	1		
	91005-KZR-602	BEARING, RADIAL BALL, 6301 (FUJIKOSHI)	1		
18	91008-KZR-601	BEARING, RADIAL BALL, 6302 (NTN)	1		
	91008-KZR-602	BEARING, RADIAL BALL, 6302 (FUJIKOSHI)	1		
19	91202-KWN-901	OIL SEAL, 26X45X6 .....	1		
20	91203-KWN-901	OIL SEAL, 20X32X6 .....	1		
21	91302-001-020	O-RING, 30.8MM .....	1		
22	91303-KFO-003	O-RING, 14.8X2.4(ARAI) .....	1		
23	95002-80000	CLIP, TUBE(C12) .....	1		
24	95701-06016-00	BOLT, FLANGE, 6X16 .....	1		
25	95701-08016-00	BOLT, FLANGE, 8X16 .....	1		

2

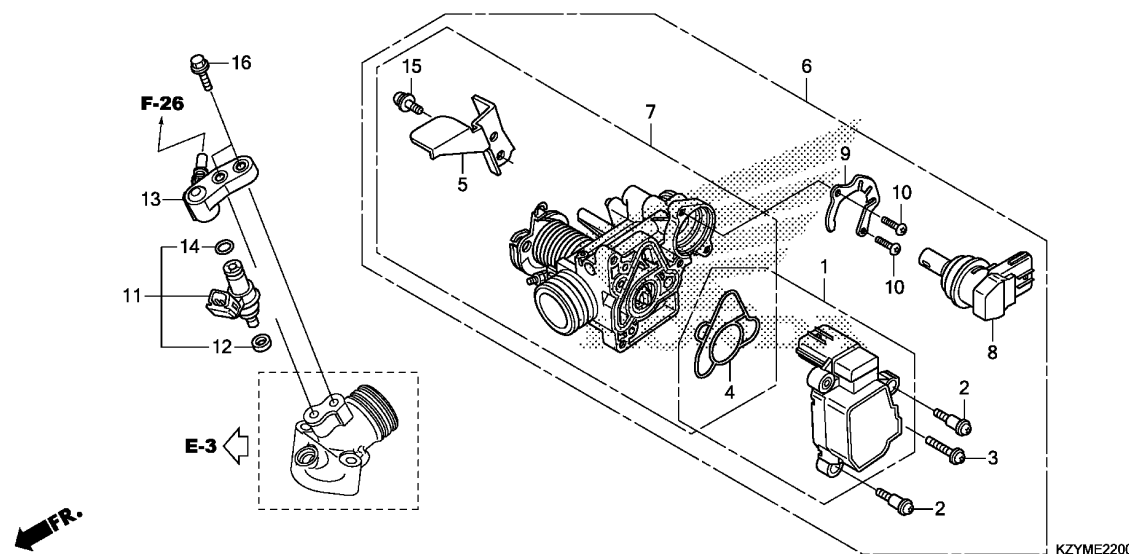


FR.

KZYME2000

Ref. No.	L.O.N.	(Relative ref. Number) Description	F.R.T.
1	1101B5	CRANKSHAFT ..... .INCLUDES: Engine removal and installation (2,4,5)	6.0
3	111103	PISTON RING AND/OR PISTON(ONE) .INCLUDES: Engine removal and installation	4.7

Ref. No.	Part No.	Description	Reqd. QTY WW150 D	Serial No.	Parts catalogue code
1	13000-KZY-701	CRANKSHAFT COMP. ....	1		
2	13011-KZY-700	RING SET, PISTON(STD.) (RIKEN)	1		
	13021-KZY-700	RING SET, PISTON(0.25) (RIKEN)	(1)		
	13031-KZY-700	RING SET, PISTON(0.50) (RIKEN)	(1)		
3	13101-KZY-700	PISTON .....	1		
	13102-KZY-700	PISTON(0.25) .....	(1)		
	13103-KZY-700	PISTON(0.50) .....	(1)		
4	13111-KGF-910	PIN, PISTON .....	1		
5	13115-KZY-700	CLIP, PISTON PIN, 14MM .....	2		
6	90741-003-010	KEY, WOODRUFF, 4MM .....	1		



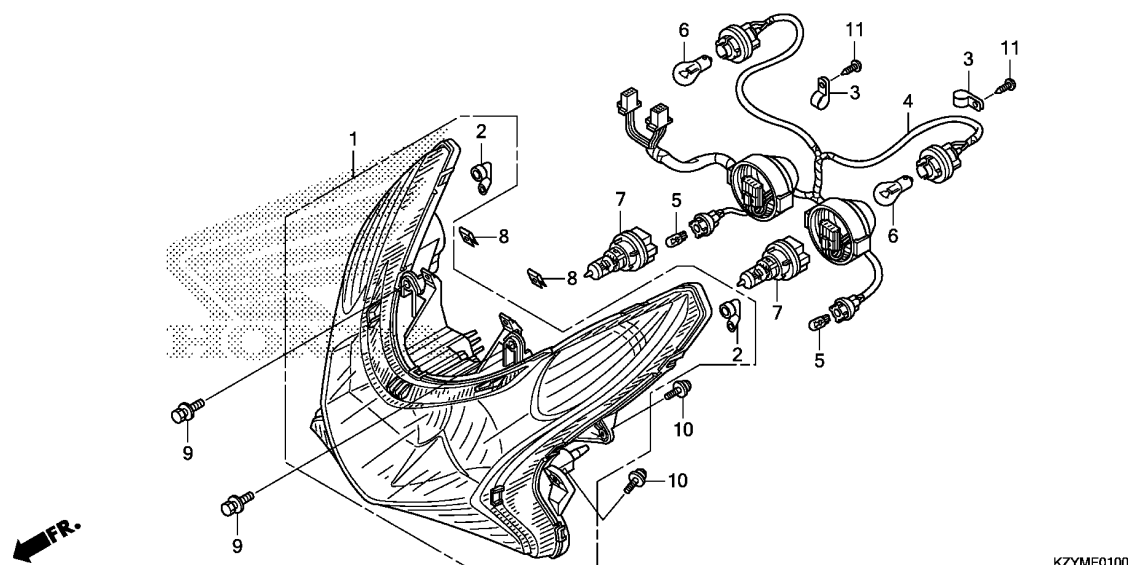
Ref. No.	L.O.N.	(Relative ref. Number) Description	F.R.T.
1	617115	(4) SENSOR, THROTTLE .....	1.2
6	311132	BODY ASSY., THROTTLE .....	1.2
7	311130	BODY, THROTTLE .....	1.3
8	3111N5	VALVE, IDLE AIR CONTROL .....	0.5
11	311145	(12,13,14) INJECTOR, FUEL .....	1.0

Ref. No.	Part No.	Description	Reqd. QTY WW150 D	Serial No.	Parts catalogue code
1	16060-GFZ-003	SENSOR SET .....	1		
2	16081-KPH-701	SCREW, TORX, 5X8.7 .....	2		
3	16082-KPH-701	SCREW, TORX, 5X17 .....	1		
4	16083-KTR-941	O-RING, THROTTLE BODY .....	1		
5	16169-GFM-901	PLATE, STAY .....	1		
6	16400-KZY-701	THROTTLE BODY ASSY. (GQMHA A) .....	1		
7	16410-KZY-701	BODY SET .....	1		
8	16430-GFM-902	VALVE ASSY., IDLE AIR CONTROL .....	1		
9	16432-GFM-901	PLATE, IDLE AIR CONTROL VALVE .....	1		
10	16433-HN8-A61	SCREW, TORX .....	2		
11	16450-KZY-701	INJECTOR ASSY., FUEL .....	1		
12	16472-KPC-D50	RING, SEAL .....	1		
13	17565-KWN-710	JOINT COMP., INJECTOR .....	1		
14	91301-GGL-J01	O-RING, 6.3X2.2 .....	1		
15	93892-05012-18	SCREW-WASHER, 5X12 .....	1		
16	95701-06022-00	BOLT, FLANGE, 6X22 .....	2		

F-1

## HEADLIGHT

F 1

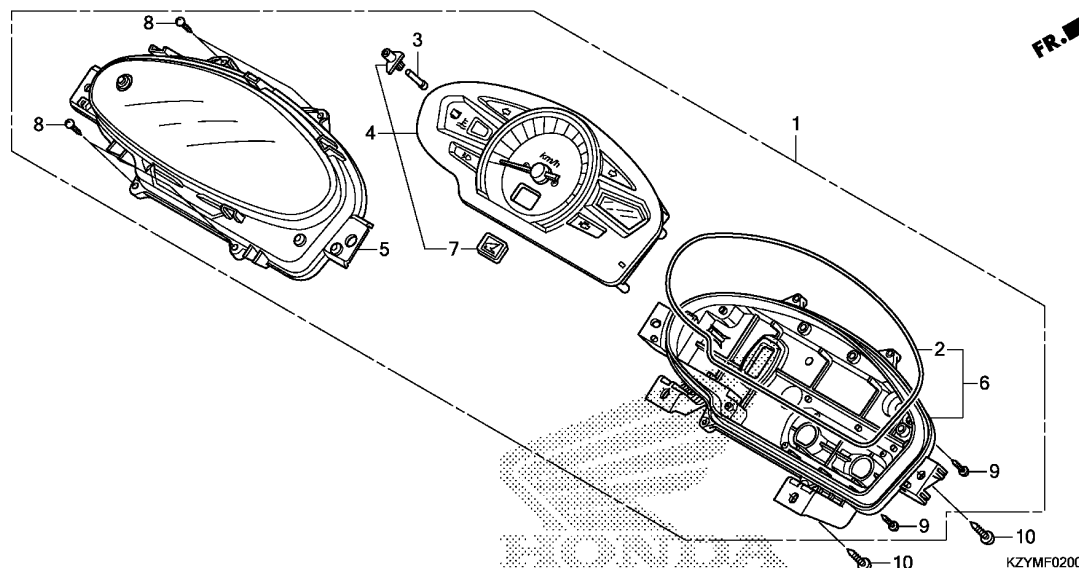


KZYMF0100

Ref. No.	L.O.N.	(Relative ref. Number) Description	F.R.T.
1	6161A7	HEADLIGHT UNIT .....	1.6
4	6111A2	SUB CORD, HEADLIGHT & WINKER ..	1.7
5	616182	BULB, POSITION LIGHT .....	0.1
		.NOTE: Same time for two units	
6	616133	BULB, WINKER :FRONT .....	0.3
		.NOTE: Same time for two units	
	6161G0	BULB, WINKER :FOR 1 VEHICLE ..	0.4
7	6161F7	BULB, HEADLIGHT :LEFT .....	0.1
	6161F8	BULB, HEADLIGHT :RIGHT .....	0.1
	6161H4	BULB, HEADLIGHT :BOTH .....	0.1

3

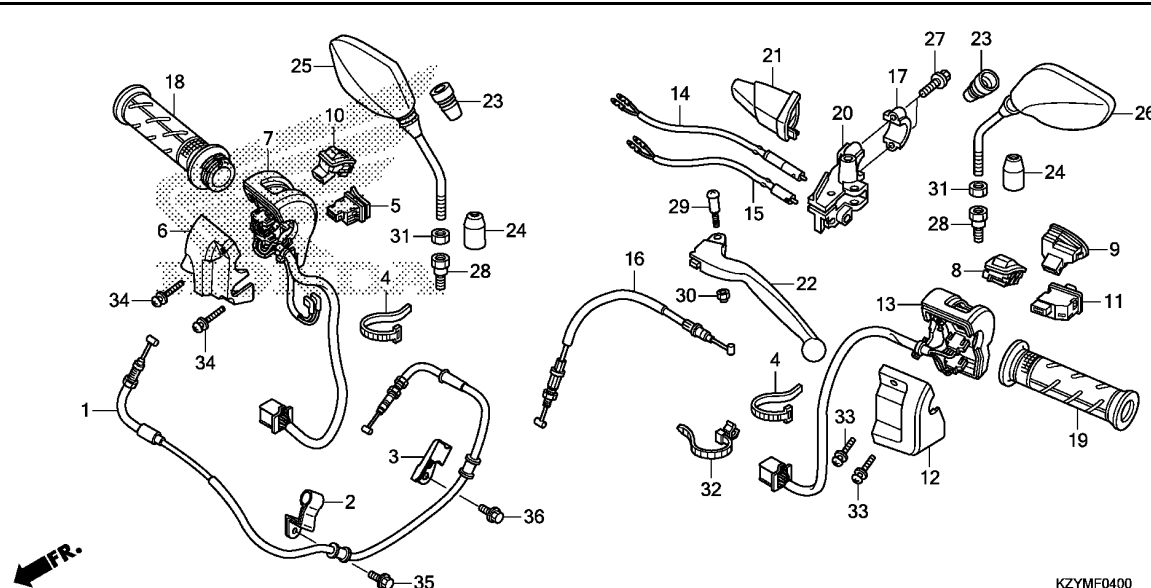
Ref. No.	Part No.	Description	Reqd. QTY WW150 D	Serial No.	Parts catalogue code
1	33110-KWN-701	HEADLIGHT UNIT .....	1		
2	33113-KVB-T01	PIPE, CP .....	2		
3	33116-KWN-900	CORD, CLAMP .....	2		
4	33150-KWN-701	SOCKET ASSY., HEADLIGHT .....	1		
5	33301-K07-901	BULB, POSITION(12V 5W) (STANLEY)	2		
6	33303-KWN-711	BULB, WINKER(12V 21W)(STANLEY) (AMBER)	2		
7	34901-GFM-971	BULB, HEADLIGHT(12V 35/30W) (HS5)(STANLEY)	2		
	34901-GGE-901	BULB, HEADLIGHT(HS5) (12V 35/30W)	2		
8	90302-SA4-003	NUT, SPRING, 4MM .....	2		
9	93404-06012-00	BOLT-WASHER, 6X12 .....	2		
10	93894-05014-00	SCREW-WASHER, 5X14 .....	4		
11	93911-24310	SCREW, TAPPING, 4X12(P0) ....	2		



Ref. No.	L.O.N.	(Relative ref. Number) Description	F.R.T.
1	8121A1	METER ASSY., COMBINATION .....	0.9
4	8121A2	METER, COMBINATION .....	1.0
5		(2,3)	
	8121B7	LENS, METER .....	1.0
6	8121B3	CASE, METER .....	1.0

Ref. No.	Part No.	Description	Reqd. QTY WW150 D	Serial No.	Parts catalogue code
1	37200-KZY-953	METER ASSY., COMBINATION(KPH)	1		
2	37202-KWN-901	PACKING .....	1		
3	37203-KWN-901	SHAFT, SWITCH .....	1		
4	37210-KZY-953	METER COMP., COMBINATION(KPH)	1		
5	37211-KWN-901	LENS ASSY. ....	1		
6	37212-KWN-901	CASE ASSY. ....	1		
7	86150-KPG-901	EMBLEM, PRODUCT(MARUI) .....	1		
	86150-KPG-902	EMBLEM, PRODUCT(UEHARA) .....	1		
	86150-KTJ-C60	EMBLEM, PRODUCT(SHINKO) .....	1		
8	90106-KWN-901	SCREW, BIND, 3X12 .....	4		
9	93903-22480	SCREW, TAPPING, 3X16 .....	4		
10	93903-25310	SCREW, TAPPING, 5X16 .....	4		

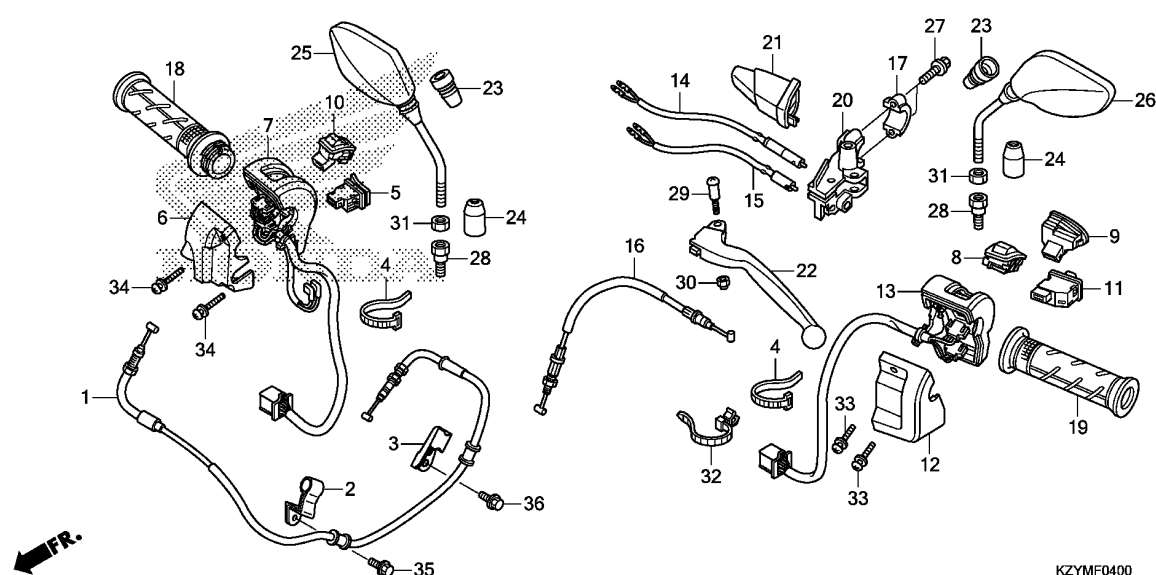




Ref. No.	L.O.N.	(Relative ref. Number) Description	F.R.T.
1	811100	CABLE, THROTTLE .....	1.1
5	615116	SWITCH, STARTER .....	0.3
7	8101K8	HOUSING, STARTER SWITCH .....	1.0
8	615117	SWITCH, DIMMER .....	0.3
9	6151A3	SWITCH, HORN .....	0.3
10	6151C4	SWITCH, IDLE .....	0.3
11	615118	SWITCH, WINKER .....	0.3
13	8101K9	HOUSING, WINKER SWITCH .....	1.0
14	6151C6	SWITCH, LEFT START .....	0.9
15	6151B3	SWITCH, REAR STOP :LEVER SIDE .....	0.9
	6151B6	SWITCH, STOP :BOTH .....	1.0
16	8111E1	CABLE, REAR BRAKE FIRST .....	0.5
18	810150	GRIP, THROTTLE .....	0.2
19	8101C0	GRIP, HANDLE :LEFT .....	0.1
20	8101C8	BRACKET, HANDLE LEVER :LEFT ..	1.0
22	8101C6	LEVER, HANDLE :LEFT .....	0.1
	8101F5	LEVER, HANDLE :BOTH .....	0.2

KZYMF0400

Ref. No.	Part No.	Description	Reqd. QTY WW150 D	Serial No.	Parts catalogue code
1	17910-KWN-711	CABLE COMP., THROTTLE .....	1		
2	17912-KWN-710	CLAMPER A, THROTTLE CABLE ...	1		
3	17923-KZR-600	CLAMP B, THROTTLE CABLE .....	1		
4	32161-404-000	BAND B1, WIRE .....	2		
5	35160-KYZ-901	SWITCH UNIT, STARTER .....	1		
6	35162-KWN-901	HOUSING, STARTER SWITCH RR. -	1		
7	35165-KWN-711	HOUSING COMP., STARTER SWITCH	1		
8	35170-KYZ-901	SWITCH UNIT, DIMMER .....	1		
9	35180-KYZ-901	SWITCH UNIT, HORN .....	1		
10	35190-KWN-901	SWITCH UNIT, IDLE .....	1		
11	35200-KYZ-901	SWITCH UNIT, WINKER .....	1		
12	35202-KWN-901	HOUSING, WINKER SWITCH RR. ..	1		
13	35205-KWN-711	HOUSING COMP., WINKER SWITCH	1		
14	35340-KWN-711	SWITCH ASSY., L. STARTER ....	1		
15	35345-KWN-711	SWITCH ASSY., RR. STOP .....	1		
16	43440-KWN-711	CABLE COMP., RR. BRAKE FIRST	1		
17	45517-166-006	HOLDER, MASTER CYLINDER .....	1		
18	53140-KWN-900	GRIP COMP., THROTTLE .....	1		
19	53166-KWN-900	GRIP, L. HANDLE .....	1		
20	53172-KWN-930	BRACKET, L. HANDLE LEVER ....	1		
21	53177-KWN-900	BOOT, L. LEVER .....	1		
22	53178-KWN-930	LEVER, L. STEERING HANDLE ...	1		
23	88114-KWN-900	BOOT, MIRROR .....	2		
24	88115-KWN-900	CAP, LOCK NUT .....	2		
25	88210-KWN-900	MIRROR COMP., R. ....	1		

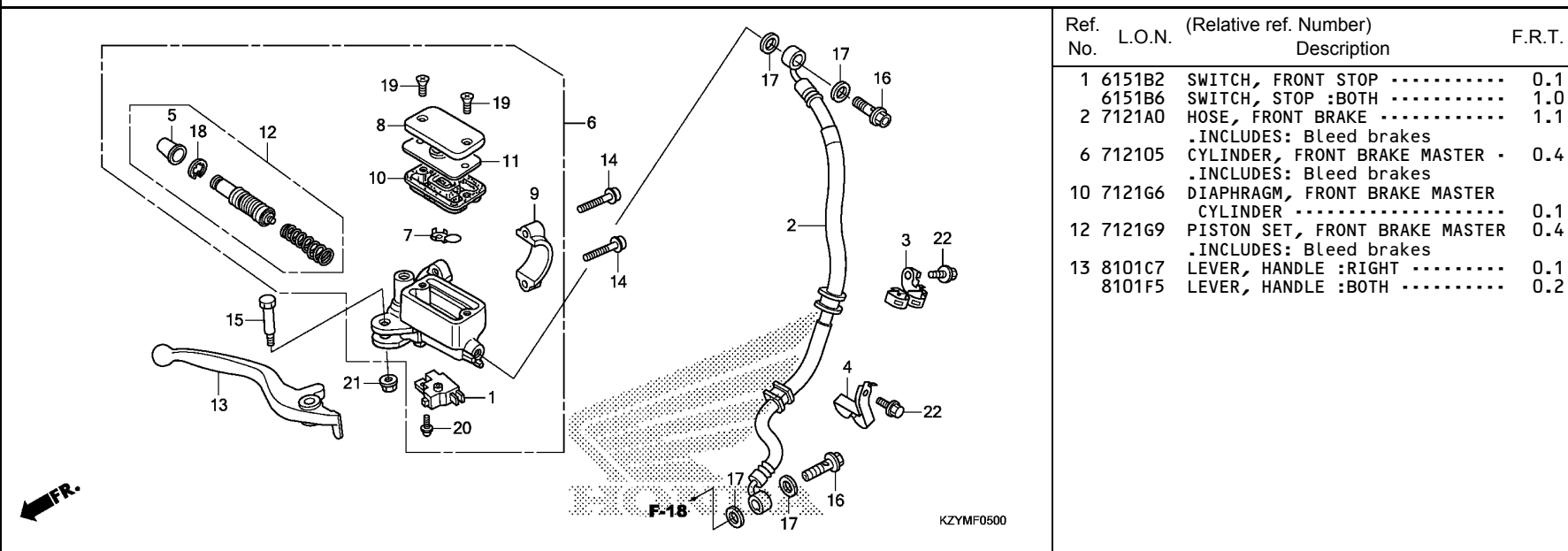


Ref. No.	Part No.	Description	Reqd. QTY WW150 D	Serial No.	Parts catalogue code
26	88220-KWN-900	MIRROR COMP., L. ....	1		
27	90101-KWN-900	BOLT, FLANGE SOCKET, 6X22 ...	2		
28	90103-KZR-701	BOLT B, ADAPTER, 10MM .....	2		
29	90115-KWN-700	BOLT, HANDLE LEVER PIVOT ....	1		
30	90302-435-761	NUT, HEX., 5MM .....	1		
31	90302-KZR-701	NUT, HEX., 10MM (LEFT HAND THREAD)	2		
32	90672-SAO-003	STRAP, CABLE, 118MM(BLACK) ..	1		
33	93892-05020-07	SCREW-WASHER, 5X20 .....	2		
34	93892-05025-07	SCREW-WASHER, 5X25 .....	2		
35	95701-06012-00	BOLT, FLANGE, 6X12 .....	1		
36	95701-06016-00	BOLT, FLANGE, 6X16 .....	1		

## F-5

## FRONT BRAKE MASTER CYLINDER

## F 5



Ref. No.	L.O.N.	(Relative ref. Number) Description	F.R.T.
1	6151B2	SWITCH, FRONT STOP .....	0.1
	6151B6	SWITCH, STOP :BOTH .....	1.0
2	7121A0	HOSE, FRONT BRAKE .....	1.1
		.INCLUDES: Bleed brakes	
6	712105	CYLINDER, FRONT BRAKE MASTER .	0.4
		.INCLUDES: Bleed brakes	
10	7121G6	DIAPHRAGM, FRONT BRAKE MASTER	
		CYLINDER .....	0.1
12	7121G9	PISTON SET, FRONT BRAKE MASTER	0.4
		.INCLUDES: Bleed brakes	
13	8101C7	LEVER, HANDLE :RIGHT .....	0.1
	8101F5	LEVER, HANDLE :BOTH .....	0.2

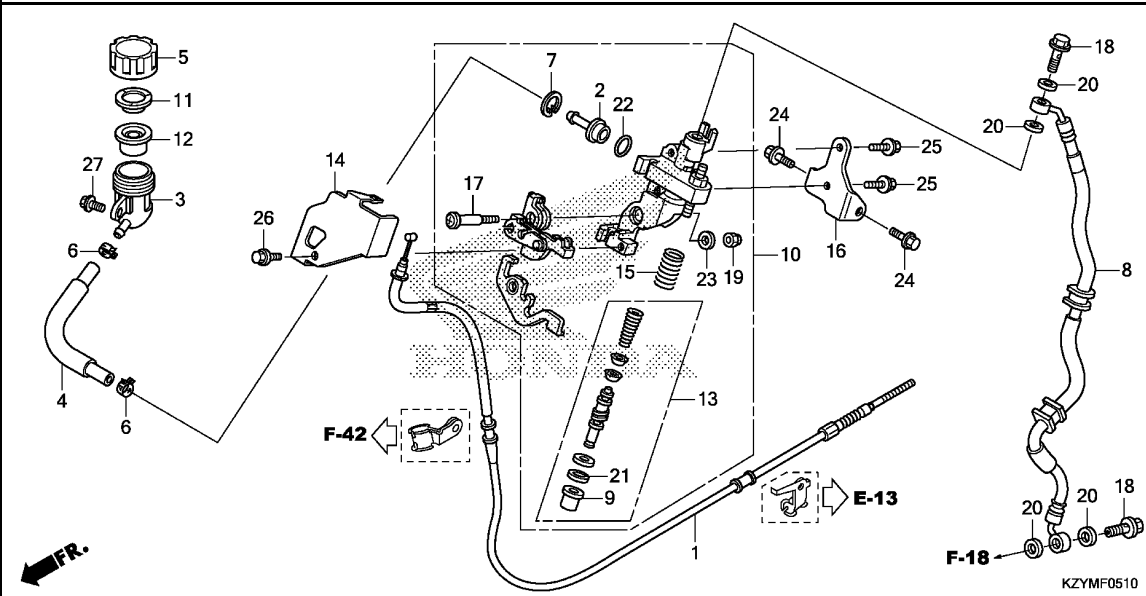
3

Ref. No.	Part No.	Description	Reqd. QTY	Serial No.	Parts catalogue code
			WW150 D		
1	35340-MM5-600	SWITCH ASSY., FR. STOP .....	1		
2	45126-KWN-711	HOSE COMP., FR. BRAKE .....	1		
3	45155-KWN-710	CLAMPER A, BRAKE HOSE .....	1		
4	45157-KWN-930	CLAMPER B, BRAKE HOSE .....	1		
5	45504-410-003	BOOT COMP. ....	1		
6	45510-KWN-781	CYLINDER SUB ASSY., FR. BRAKE MASTER	1		
7	45512-MA6-006	PROTECTOR .....	1		
8	45513-HA2-006	CAP, MASTER CYLINDER .....	1		
9	45517-166-006	HOLDER, MASTER CYLINDER .....	1		
10	45520-MG7-006	DIAPHRAGM .....	1		
11	45521-HA2-006	PLATE, DIAPHRAGM .....	1		
12	45530-471-831	CYLINDER SET, MASTER .....	1		
13	53175-KWN-900	LEVER, R. STEERING HANDLE ...	1		
14	90101-KWN-900	BOLT, FLANGE SOCKET, 6X22 ...	2		
15	90114-KGH-900	BOLT, HANDLE LEVER PIVOT ...	1		
16	90145-MS9-612	BOLT, OIL, 10X22 .....	2		
17	90545-300-000	WASHER, OIL BOLT .....	4		
18	90651-MA5-671	CIRCLIP .....	1		
19	93600-04012-1G	SCREW, FLAT, 4X12 .....	2		
20	93893-04012-17	SCREW-WASHER, 4X12 .....	1		
21	94050-06000	NUT, FLANGE, 6MM .....	1		
22	95701-06012-00	BOLT, FLANGE, 6X12 .....	2		

# F-5-10

# BRAKE MASTER CYLINDER

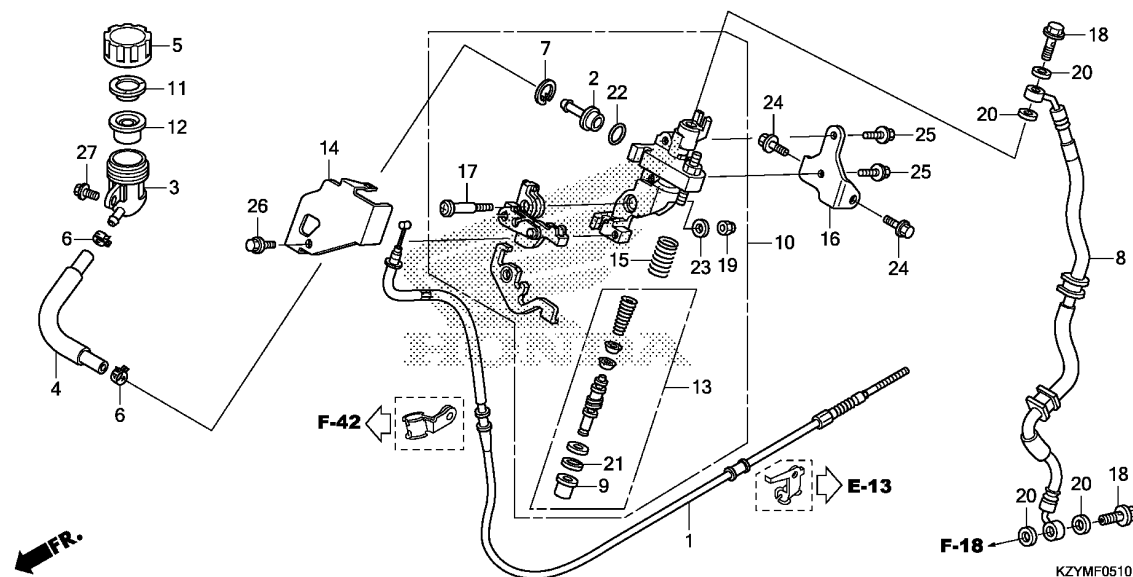
F 6



Ref. No.	L.O.N.	(Relative ref. Number) Description	F.R.T.
1	8111A6	CABLE, REAR BRAKE SECOND .....	1.2
3	7121S4	CUP, CBS MASTER CYLINDER OIL .	0.4
		.INCLUDES: Bleed brakes	
4	7121S5	HOSE, CBS MASTER CYLINDER OIL CUP .....	0.5
		.INCLUDES: Bleed brakes	
8	7121S3	HOSE, COMBI BRAKE .....	1.1
		.INCLUDES: Bleed brakes	
10	7111Q4	CYLINDER, CBS MASTER .....	1.3
		.INCLUDES: Bleed brakes	
12	7121S6	DIAPHRAGM, CBS BRAKE MASTER CYLINDER .....	0.3
13	7121S2	PISTON SET, CBS MASTER .....	1.5
		.INCLUDES: Bleed brakes	
14	7111Q5	COVER, CBS MASTER CYLINDER ...	0.2

Ref. No.	Part No.	Description	Reqd. QTY	Serial No.	Parts catalogue code
			WW150 D		
1	43450-KWN-711	CABLE COMP., RR. BRAKE SECOND	1		
2	43503-KZ3-B01	CONNECTOR .....	1		
3	43511-KS6-702	CUP COMP., MASTER CYLINDER OIL	1		
4	43512-MW0-006	HOSE, MASTER CYLINDER .....	1		
5	43513-KWN-931	CAP, MASTER CYLINDER .....	1		
6	43514-KS6-701	CLAMP, MASTER CYLINDER OIL			
		HOSE	2		
7	43517-KS6-701	CIRCLIP, RR. MASTER CYLINDER	1		
8	45127-KWN-711	HOSE COMP., CBS .....	1		
9	45504-410-003	BOOT COMP. ....	1		
10	45510-KWN-305	CYLINDER SUB ASSY., MASTER ..	1		
11	45518-GM9-711	PLATE, DIAPHRAGM .....	1		
12	45520-GM9-711	DIAPHRAGM .....	1		
13	45530-KVY-911	CYLINDER SET, MASTER .....	1		
14	47602-KWN-931	COVER, MASTER CYLINDER .....	1		
15	47604-KWN-931	SPRING, DELAY .....	1		
16	50320-KWN-931	STAY, MASTER CYLINDER .....	1		
17	90114-GEV-712	BOLT, PIVOT .....	1		
18	90145-MS9-612	BOLT, OIL, 10X22 .....	2		
19	90301-GEV-711	NUT, U, 6MM .....	1		
20	90545-300-000	WASHER, OIL BOLT .....	4		
21	90651-MA5-671	CIRCLIP .....	1		
22	91212-422-006	O-RING, 14.8X2.4 .....	1		
23	94101-06000	WASHER, PLAIN, 6MM .....	1		
24	95701-06016-00	BOLT, FLANGE, 6X16 .....	2		

3

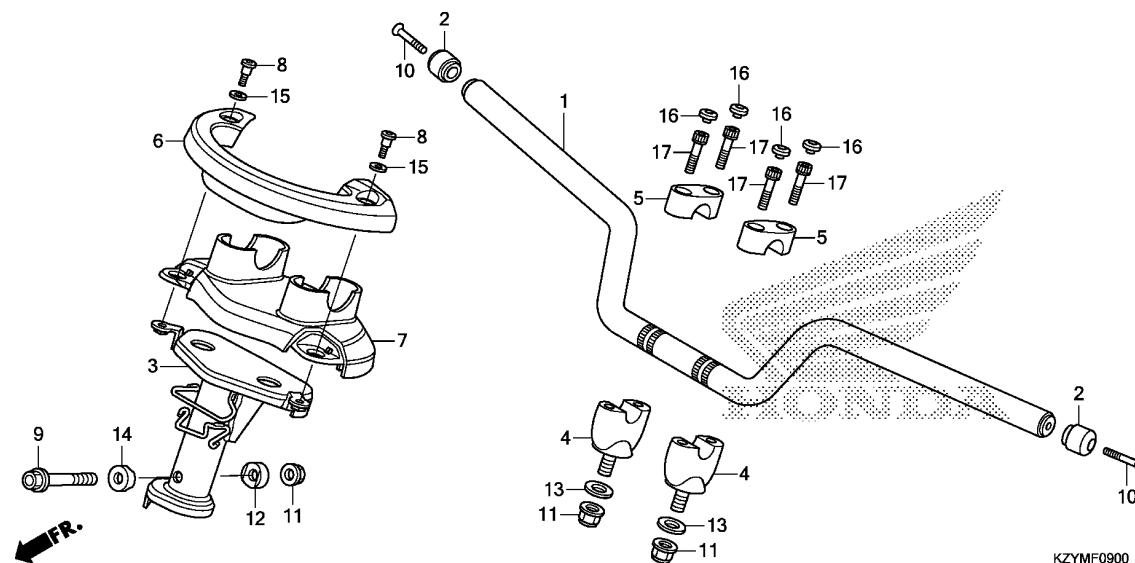


Ref. No.	Part No.	Description	Reqd. QTY	Serial No.	Parts catalogue code
			WW150 D		
25	95701-06016-08	BOLT, FLANGE, 6X16 .....	2		
26	96001-06012-00	BOLT, FLANGE, 6X12 .....	1		
27	96001-06014-00	BOLT, FLANGE, 6X14 .....	1		

F-9

## HANDLE PIPE/HANDLE COVER

F 8

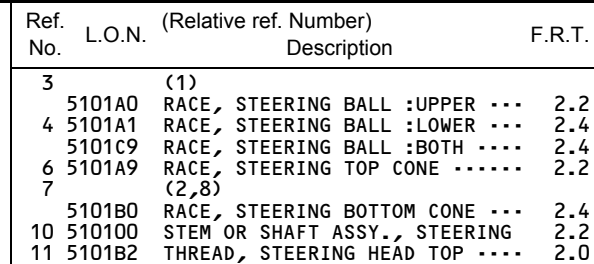


Ref. No.	L.O.N.	(Relative ref. Number) Description	F.R.T.
1	810100	PIPE, STEERING HANDLE .....	0.4
2	8101B3	WEIGHT, HANDLE :LEFT .....	0.1
	8101B4	WEIGHT, HANDLE :RIGHT .....	0.1
	8101B5	WEIGHT, HANDLE :BOTH .....	0.1
3	5101C8	POST, HANDLE .....	1.3
4	8101B9	HOLDER, HANDLE :LOWER .....	0.2
	8101B9A	.Replace 1 handle holder add ..	0.1
6	4131B5	COVER, HANDLE :FRONT .....	0.1
7	4131B6	COVER, HANDLE :REAR .....	0.2
	4131U1	COVER, HANDLE :BOTH .....	0.2

Ref. No.	Part No.	Description	Reqd. QTY WW150 D	Serial No.	Parts catalogue code
1	53100-KWN-710	PIPE COMP., STEERING HANDLE ..	1		
2	53102-KWN-710	WEIGHT A, HANDLE .....	2		
3	53110-KWN-710	POST COMP., HANDLE .....	1		
4	53130-KWN-900	HOLDER, HANDLE UNDER .....	2		
5	53131-KR8-000	HOLDER, HANDLE PIPE UPPER ...	2		
6	53205-KWN-900	COVER, FR. HANDLE .....	1		
7	53206-KWN-900	COVER, RR. HANDLE .....	1		
8	90107-MM5-000	SCREW, PAN, 6X17 .....	2		
9	90120-HC4-000	BOLT, FLANGE, 10X50 .....	1		
10	90191-KWB-600	SCREW, OVAL, 6X45 .....	2		
11	90304-KGH-901	NUT, U, 10MM .....	3		
12	90501-KPH-880	COLLAR A, HANDLE SETTING ....	1		
13	90502-KWN-670	WASHER, 10MM .....	2		
14	90505-KPH-880	COLLAR B, HANDLE SETTING ....	1		
15	90507-921-000	WASHER, NYLON, 8MM .....	2		
16	91455-KEA-000	CAP, SOCKET BOLT, 8MM .....	4		
17	96600-08032-00	BOLT, SOCKET, 8X32 .....	4		

3

## F 9

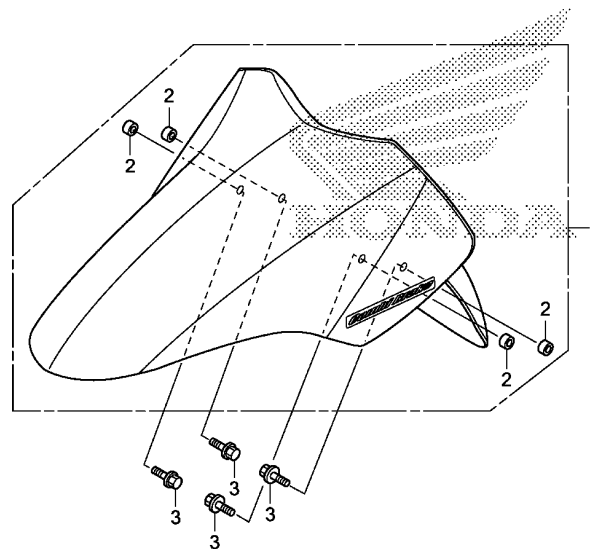


# 3

F-11

## FRONT FENDER

F10



KZYMF1100

Ref. No.	L.O.N.	(Relative ref. Number) Description	F.R.T.
1	4131B7	FENDER, FRONT .....	0.2

Ref. No.	Part No.	Description	Reqd. QTY WW150 D	Serial No.	Parts catalogue code
1	61110-KWN-930YA	FENDER SET, FR.(WL)	1	-----	2MA
	61110-KWN-930YB	*NHB45M*RADIATE GRAY METALLIC	1	-----	2MA
		*NHA69P*	1	-----	MA
	61110-KWN-930ZJ	PEARL MAGELLANIC BLACK	1	-----	MA
2	61112-KVG-900	*NHA96P*PEARL METALLOID WHITE	4	-----	
3	95701-06016-00	COLLAR, FR. FENDER .....	4	-----	
		BOLT, FLANGE, 6X16 .....	4	-----	

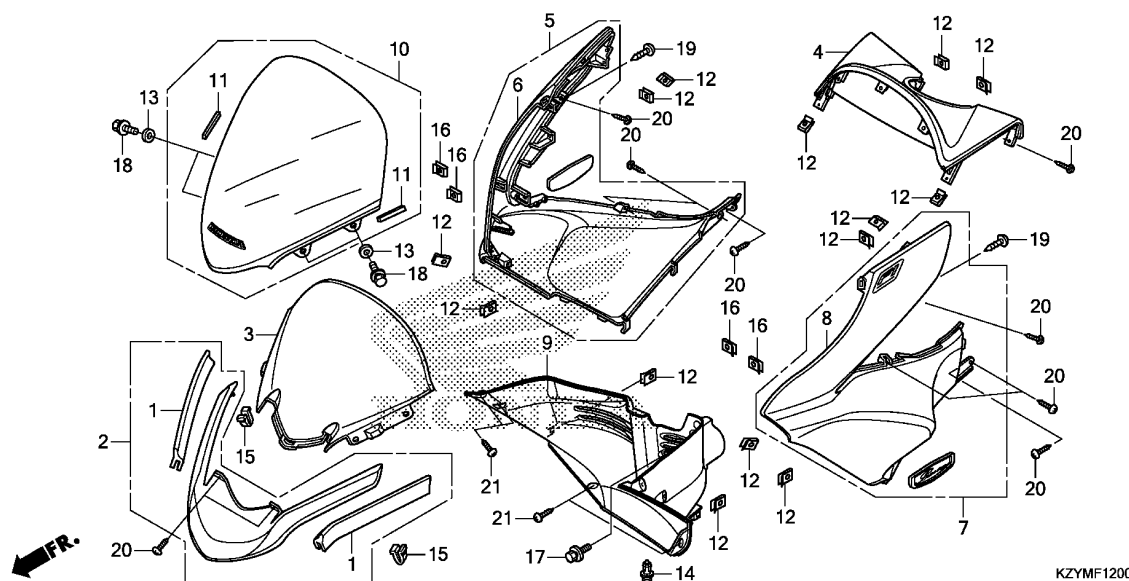
3



# F-12

# FRONT COVER

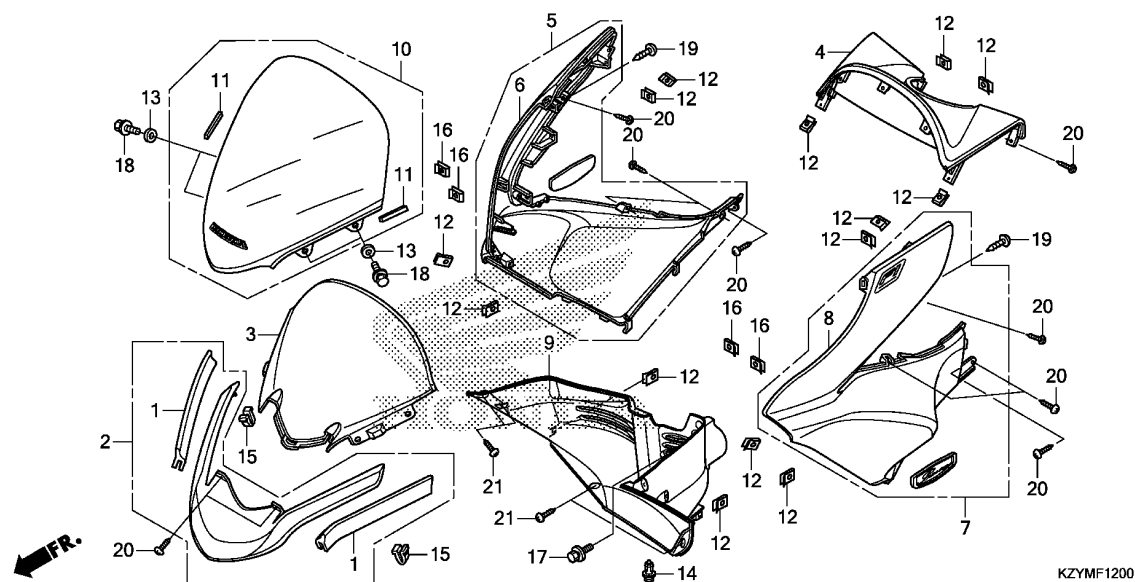
# F11



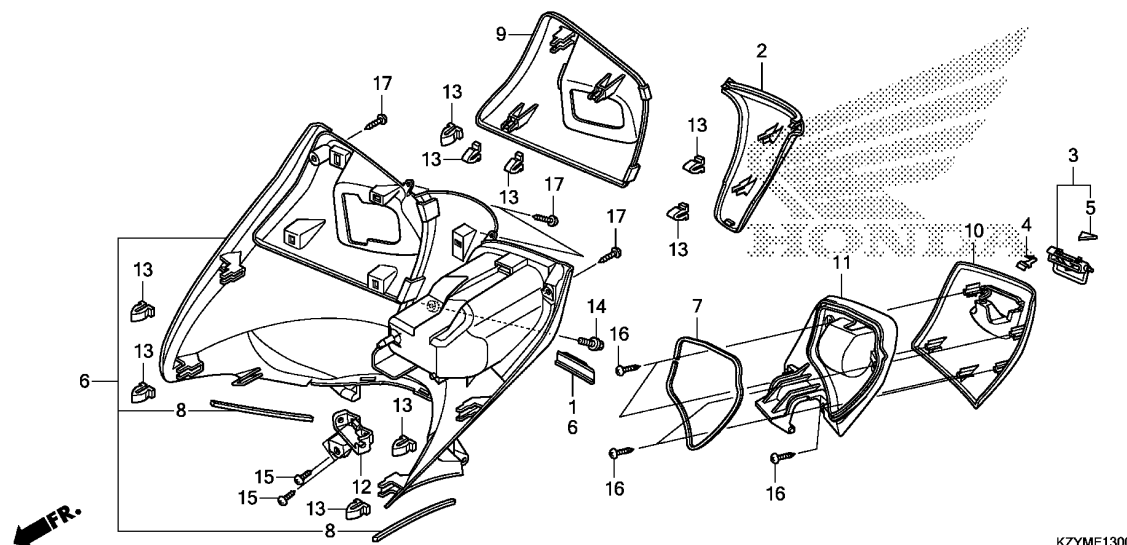
Ref. No.	L.O.N.	(Relative ref. Number) Description	F.R.T.
2	4111M3	GARNISH, WINDSCREEN .....	0.1
3	812140	PANEL, METER .....	0.2
4	8121B9	PANEL, METER :REAR .....	0.9
5	(6)		
7	4111U8	COVER, FRONT :RIGHT .....	1.2
7	(8)		
	4111U7	COVER, FRONT :LEFT .....	1.2
	4111U9	COVER, FRONT :BOTH .....	1.4
9	413130	COVER, FRONT LOWER .....	1.5
10	812102	VISOR, METER .....	0.2

KZYM1200

Ref. No.	Part No.	Description	Reqd. QTY	Serial No.	Parts catalogue code
			WW150 D		
1	64105-KWN-640	MOLDING, WINDSCREEN .....	2		
2	64300-KWN-640ZN	GRILL ASSY., FR.			
		*NHB45M*RADIATE GRAY METALLIC	1	-----	2MA
	64300-KWN-640ZQ	*NHA69P*			
		PEARL MAGELLANIC BLACK	1	-----	2MA
	64300-KWN-640ZP	*NHA96P*PEARL METALLOID WHITE	1	-----	MA
3	64336-KWN-900ZA	PANEL, FR. METER			
		*NH1*.....BLACK	1		
4	64337-KWN-710ZU	PANEL, RR. METER			
		*NHB45M*RADIATE GRAY METALLIC	1	-----	2MA
	64337-KWN-710ZW	*NHA69P*			
		PEARL MAGELLANIC BLACK	1	-----	2MA
	64337-KWN-710ZV	*NHA96P*PEARL METALLOID WHITE	1	-----	MA
5	64500-KZY-701ZJ	COVER SET, R. FR.(WL)			
		*NHA96P*PEARL METALLOID WHITE	1	-----	MA
6	64501-KWN-902ZW	COVER, R. FR.			
		*NHB45M*RADIATE GRAY METALLIC	1	-----	2MA
	64501-KWN-902ZX	*NHA69P*			
		PEARL MAGELLANIC BLACK	1	-----	2MA
7	64510-KZY-701ZN	COVER SET, L. FR.(WL)			
		*NHA96P*PEARL METALLOID WHITE	1	-----	MA
8	64510-KZY-960ZD	COVER SET, L. FR.(WL)			
		*NHB45M*RADIATE GRAY METALLIC	1	-----	2MA
	64510-KZY-960ZE	*NHA69P*			
		PEARL MAGELLANIC BLACK	1	-----	2MA
9	64520-KWN-710ZB	COVER, FR. LOWER			
		*NH1*.....BLACK	1		

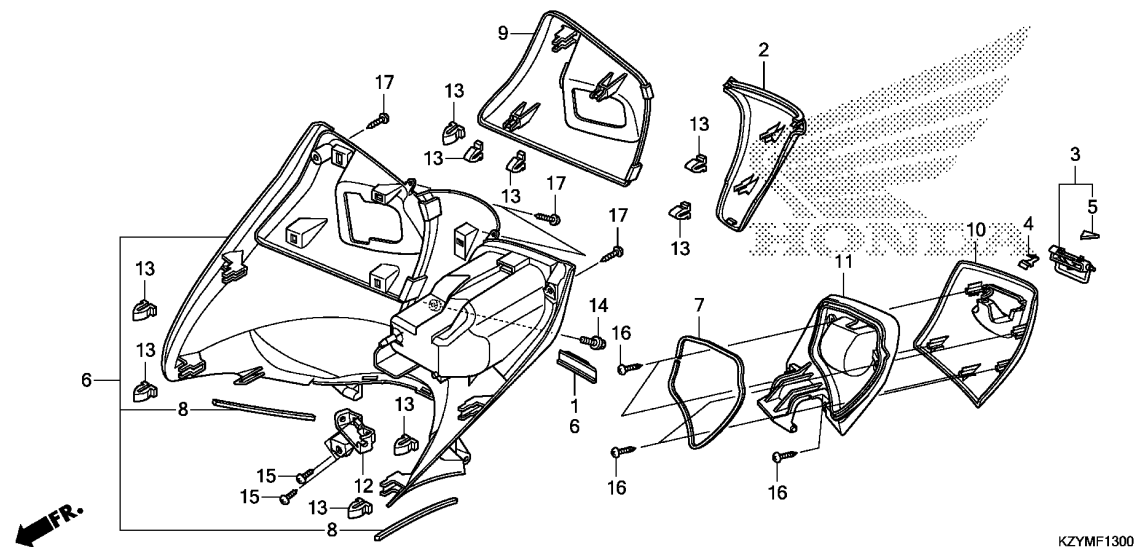


Ref. No.	Part No.	Description	Reqd. QTY WW150 D	Serial No.	Parts catalogue code
10	67100-KWN-640ZA	VISOR SET, METER(WL) *TYPE1*	1		
11	80109-KWN-700	SPONGE, RUBBER	2		
12	90302-SA4-003	NUT, SPRING, 4MM	14		
13	90504-KWN-900	WASHER, 9.5X18	4		
14	90653-HW3-671	RIVET, PUSH(D8)	1		
15	90666-SDA-A01	CLIP, SNAP FITTING(PO) (NATURAL)	2		
16	90677-KAN-T00	NUT, CLIP, 5MM	4		
17	93404-06012-07	BOLT-WASHER, 6X12	1		
18	93414-06012-07	BOLT-WASHER, 6X12	4		
19	93903-25320	SCREW, TAPPING, 5X16	2		
20	93903-34420	SCREW, TAPPING, 4X16	12		
21	93903-34480	SCREW, TAPPING, 4X16	6		



Ref. No.	L.O.N.	(Relative ref. Number) Description	F.R.T.
2	4111V2	PANEL, INNER COVER .....	0.1
6	4111S0	PANEL, INNER .....	0.7
9	4111Y6	LID, INNER MAINTENANCE .....	0.2
11		(3,10)	
	4101R5	LID, INNER BOX .....	0.7

Ref. No.	Part No.	Description	Reqd. QTY WW150 D	Serial No.	Parts catalogue code
1	64255-KWN-900	STOPPER, L. POCKET .....	1		
2	64338-KWN-710ZU	COVER, METER PANEL *NHB45M*RADIATE GRAY METALLIC	1	-----	2MA
	64338-KWN-710ZW	*NHA69P*			
		PEARL MAGELLANIC BLACK	1	-----	2MA
	64338-KWN-710ZV	*NHA96P*PEARL METALLOID WHITE	1	-----	MA
3	77500-KWN-900ZB	LOCK SET, DOCUMENT *NH1*.....BLACK	1	-----	2MA
	77500-KWN-900ZC	*R349R*.....MAPLE LEAF RED R	1	-----	MA
4	77504-SJ6-013	SPRING, GLOVE BOX .....	1		
5	77505-KWN-900	RUBBER, DOCUMENT LOCK .....	1		
6	81130-KWN-710ZC	COVER SET, INNER *NH1*.....BLACK	1	-----	2MA
	81130-KWN-710ZB	*R349R*.....MAPLE LEAF RED R	1	-----	MA
7	81132-KWN-900	SEAL, POCKET LID .....	1		
8	81133-KWN-710	SEAL, INNER COVER .....	2		
9	81138-KWN-710ZC	LID, R. INNER MAINTENANCE *NH1*.....BLACK	1	-----	2MA
	81138-KWN-710ZB	*R349R*.....MAPLE LEAF RED R	1	-----	MA
10	81141-KWN-900ZB	LID, L. INNER POCKET *NH1*.....BLACK	1	-----	2MA
	81141-KWN-900ZC	*R349R*.....MAPLE LEAF RED R	1	-----	MA
11	81143-KWN-900	HINGE, INNER POCKET .....	1		
12	81145-KWN-900	BASE, L. INNER LID .....	1		
13	90666-SDA-A01	CLIP, SNAP FITTING(PO) (NATURAL)	9		
14	93404-06012-00	BOLT-WASHER, 6X12 .....	1		

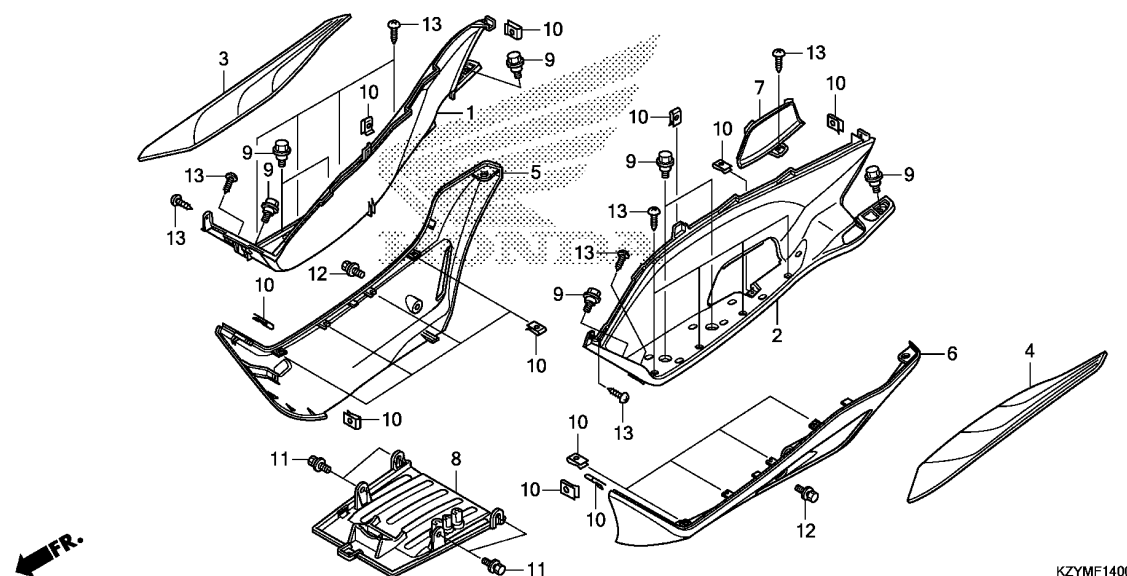


Ref. No.	Part No.	Description	Reqd. QTY WW150 D	Serial No.	Parts catalogue code
15	93903-34320	SCREW, TAPPING, 4X12 .....	3		
16	93903-34380	SCREW, TAPPING, 4X12 .....	5		
17	93903-34420	SCREW, TAPPING, 4X16 .....	4		

## F-14

## FLOOR STEP

## F15



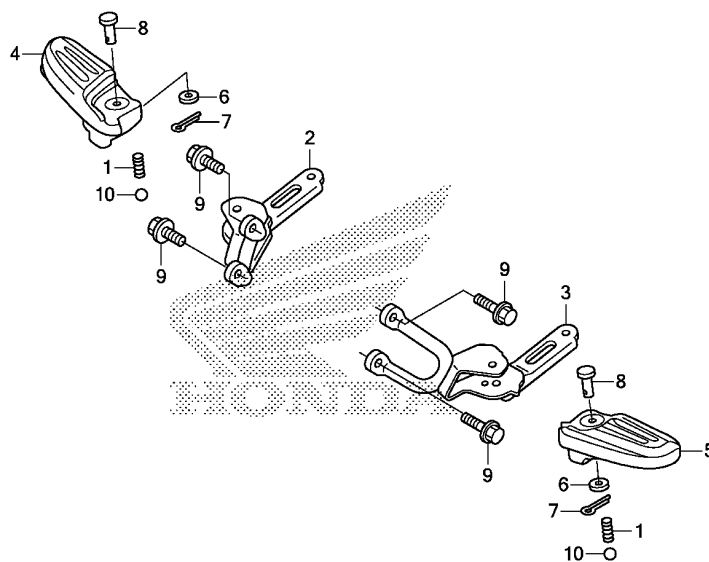
Ref. No.	L.O.N.	(Relative ref. Number) Description	F.R.T.
1	4131V3	STEP, FLOOR :RIGHT .....	1.5
2	4131V2	STEP, FLOOR :LEFT .....	1.5
	4131V4	STEP, FLOOR :BOTH .....	2.0
3	4151A1	MAT, FLOOR :RIGHT .....	0.1
4	4151A0	MAT, FLOOR :LEFT .....	0.1
	4151B7	MAT, FLOOR :BOTH .....	0.1
5	4111A6	SKIRT, FLOOR :RIGHT .....	0.2
6	4111A5	SKIRT, FLOOR :LEFT .....	0.2
	4111N5	SKIRT, FLOOR :BOTH .....	0.4
7	413185	COVER, MAINTENANCE .....	0.1
8	4131B4	COVER, UNDER .....	0.4

Ref. No.	Part No.	Description	Reqd. QTY	Serial No.	Parts catalogue code
			WW150 D		
1	64311-KWN-710ZC	STEP, R. FLOOR			
		*NH1*.....BLACK	1	-----	2MA
	64311-KWN-710ZB	*R349R*.....MAPLE LEAF RED R	1	-----	MA
2	64321-KWN-710ZC	STEP, L. FLOOR			
		*NH1*.....BLACK	1	-----	2MA
	64321-KWN-710ZB	*R349R*.....MAPLE LEAF RED R	1	-----	MA
3	64325-KWN-900	MAT, R. FLOOR .....	1		
4	64326-KWN-900	MAT, L. FLOOR .....	1		
5	64431-KWN-900ZW	COVER, R. SIDE			
		*NHB45M*RADIATE GRAY METALLIC	1	-----	2MA
	64431-KWN-900ZX	*NHA69P*			
		PEARL MAGELLANIC BLACK	1	-----	2MA
	64431-KWN-900ZF	*NHA96P*PEARL METALLOID WHITE	1	-----	MA
6	64432-KWN-900ZW	COVER, L. SIDE			
		*NHB45M*RADIATE GRAY METALLIC	1	-----	2MA
	64432-KWN-900ZX	*NHA69P*			
		PEARL MAGELLANIC BLACK	1	-----	2MA
	64432-KWN-900ZF	*NHA96P*PEARL METALLOID WHITE	1	-----	MA
7	64434-KWN-710ZC	LID, PLUG MAINTENANCE			
		*NH1*.....BLACK	1	-----	2MA
	64434-KWN-710ZB	*R349R*.....MAPLE LEAF RED R	1	-----	MA
8	64530-KWN-710	COVER, UNDER .....	1		
9	90116-KVB-900	BOLT, FLANGE, 6MM .....	8		
10	90302-SA4-003	NUT, SPRING, 4MM .....	17		
11	93404-06012-00	BOLT-WASHER, 6X12 .....	4		
12	93404-06012-07	BOLT-WASHER, 6X12 .....	2		
13	93903-34420	SCREW, TAPPING, 4X16 .....	13		

# F-14-10

# PILLION STEP

F16



KZYM1410

Ref. No.	L.O.N.	(Relative ref. Number) Description	F.R.T.
2	4101D0	BRACKET, PILLION STEP :RIGHT -	1.6
3	4101C9	BRACKET, PILLION STEP :LEFT ..	1.6
	4101K4	BRACKET, PILLION STEP :BOTH ..	2.2
4		(1,8,10)	
	4101C8	BAR, PILLION STEP :RIGHT .....	1.6
5		(1,8,10)	
	4101C7	BAR, PILLION STEP :LEFT .....	1.6
	4101P4	BAR, PILLION STEP :BOTH .....	2.2

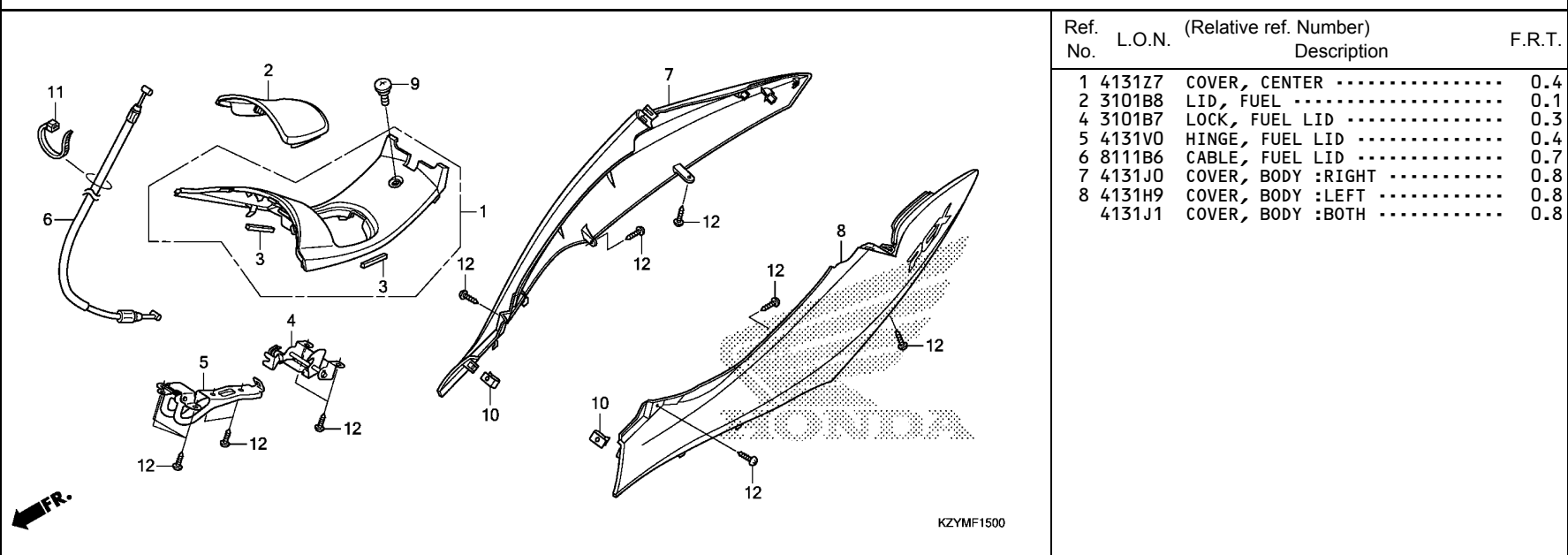
Ref. No.	Part No.	Description	Reqd. QTY WW150 D	Serial No.	Parts catalogue code
1	28333-300-000	SPRING, KICK STARTER STOPPER	2		
2	50715-KWN-710	BRACKET COMP., R. PILLION STEP	1		
3	50716-KWN-710	BRACKET COMP., L. PILLION STEP	1		
4	50720-KWN-900	ARM, R. PILLION STEP .....	1		
5	50730-KWN-900	ARM, L. PILLION STEP .....	1		
6	94101-06000	WASHER, PLAIN, 6MM .....	2		
7	94201-16120	PIN, SPLIT, 1.6X12 .....	2		
8	95015-81000	PIN A, PILLION STEP .....	2		
9	95801-08020-00	BOLT, FLANGE, 8X20 .....	4		
10	96211-08000	BALL, STEEL, #8(1/4) .....	2		

3

# F-15

# BODY COVER

G 1



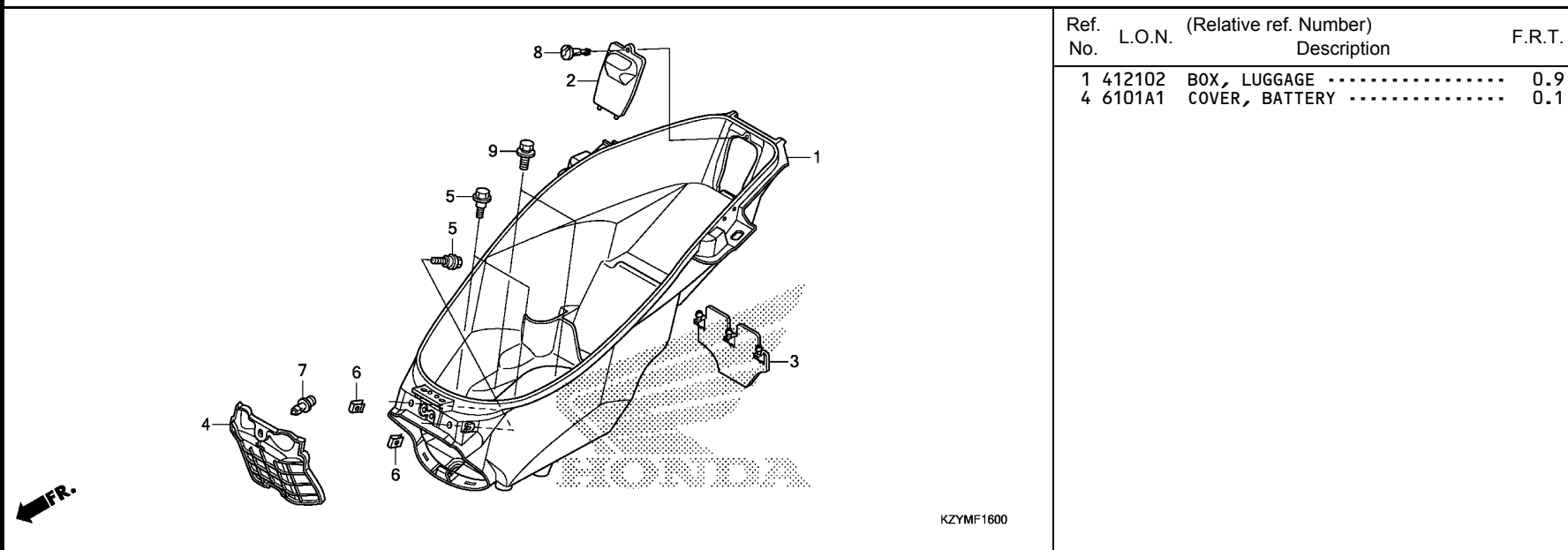
Ref. No.	L.O.N.	(Relative ref. Number) Description	F.R.T.
1	4131Z7	COVER, CENTER .....	0.4
2	3101B8	LID, FUEL .....	0.1
4	3101B7	LOCK, FUEL LID .....	0.3
5	4131V0	HINGE, FUEL LID .....	0.4
6	8111B6	CABLE, FUEL LID .....	0.7
7	4131J0	COVER, BODY :RIGHT .....	0.8
8	4131H9	COVER, BODY :LEFT .....	0.8
	4131J1	COVER, BODY :BOTH .....	0.8

Ref. No.	Part No.	Description	Reqd. QTY WW150 D	Serial No.	Parts catalogue code
1	64400-KWN-710ZC	COVER SET, CENTER			
		*NH1*.....BLACK	1	-----	2MA
	64400-KWN-710ZB	*R349R*.....MAPLE LEAF RED R	1	-----	MA
2	64405-KWN-710ZC	LID, FUEL			
		*NH1*.....BLACK	1	-----	2MA
	64405-KWN-710ZB	*R349R*.....MAPLE LEAF RED R	1	-----	MA
3	64412-KWN-900	SEAL B, CENTER COVER .....	2		
4	64440-KWN-710	LOCK ASSY., FUEL LID .....	1		
5	64450-KWN-710	HINGE ASSY., FUEL LID .....	1		
6	64455-KWN-711	CABLE, FUEL LID .....	1		
7	83550-KWN-902ZW	COVER SET, R. BODY(WL)			
		*NHB45M*RADIATE GRAY METALLIC	1	-----	2MA
	83550-KWN-902ZX	*NHA69P*			
		PEARL MAGELLANIC BLACK	1	-----	2MA
	83550-KWN-902ZH	*NHA96P*PEARL METALLOID WHITE	1	-----	MA
8	83650-KWN-902ZU	COVER SET, L. BODY(WL)			
		*NHB45M*RADIATE GRAY METALLIC	1	-----	2MA
	83650-KWN-902ZV	*NHA69P*			
		PEARL MAGELLANIC BLACK	1	-----	2MA
	83650-KWN-902ZH	*NHA96P*PEARL METALLOID WHITE	1	-----	MA
9	90104-KZ3-B00	SCREW, SPECIAL, 5MM .....	1		
10	90302-SA4-003	NUT, SPRING, 4MM .....	2		
11	90650-KW3-000	BAND, WIRE .....	1		
12	93903-34420	SCREW, TAPPING, 4X16 .....	13		

F-16

## LUGGAGE BOX

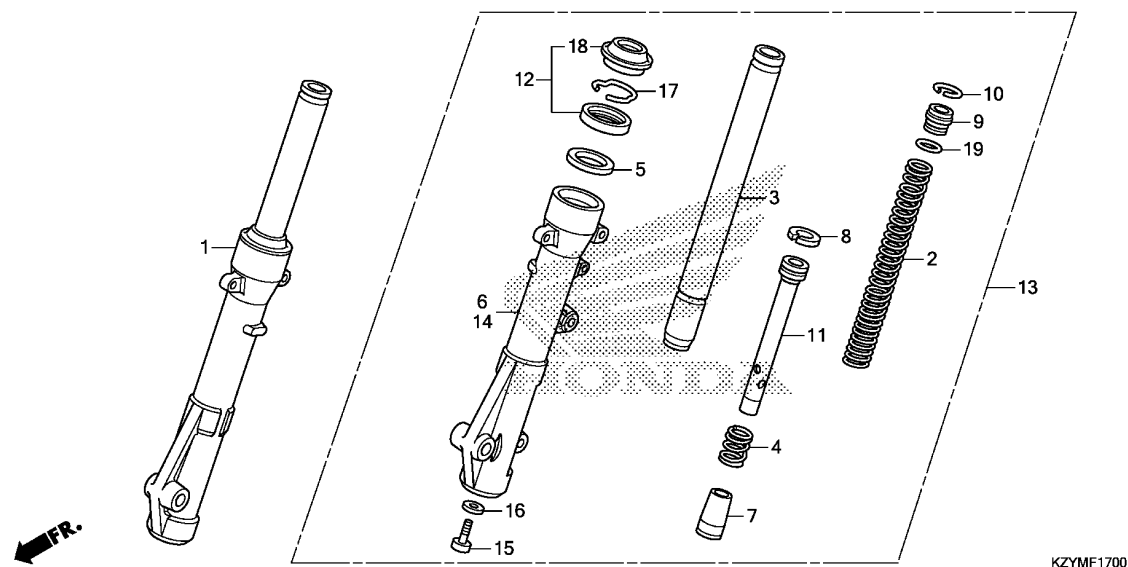
G 2



Ref. No.	Part No.	Description	Reqd. QTY	Serial No.	Parts catalogue code
			WW150 D		
1	81250-KWN-711	BOX, LUGGAGE .....	1		
2	81253-KWN-900	LID, LUGGAGE BOX .....	1		
3	81265-KWN-900	GUARD, RR. SPLASH .....	1		
4	81290-KWN-900	COVER, BATTERY .....	1		
5	90111-187-000	BOLT, FLANGE, 6MM .....	4		
6	90302-SA4-003	NUT, SPRING, 4MM .....	2		
7	90653-HW3-671	RIVET, PUSH(D8) .....	1		
8	90683-GAZ-003	CLIP, TRIM .....	1		
9	93404-06012-00	BOLT-WASHER, 6X12 .....	2		

3





Ref. No.	L.O.N.	(Relative ref. Number) Description	F.R.T.
1	5111C3	FORK ASSY., FRONT :RIGHT .....	0.4
2	5111C5	SPRING, FRONT FORK :LEFT .....	0.6
	5111C6	SPRING, FRONT FORK :RIGHT .....	0.6
	5111C7	SPRING, FRONT FORK :BOTH .....	0.9
3		(4,7,8,11)	
	5111G2	PIPE, FRONT FORK :LEFT .....	0.7
	5111G3	PIPE, FRONT FORK :RIGHT .....	0.7
	5111G4	PIPE, FRONT FORK :BOTH .....	1.1
6		(5)	
	5111D2	CASE, BOTTOM :RIGHT .....	0.8
12	5111E7	SEAL SET, FRONT FORK :LEFT ...	0.8
	5111E8	SEAL SET, FRONT FORK :RIGHT ..	0.8
	5111E9	SEAL SET, FRONT FORK :BOTH ...	1.3
13	5111C2	FORK ASSY., FRONT :LEFT .....	0.4
	5111C4	FORK ASSY., FRONT :BOTH .....	0.5
14		(5)	
	5111D1	CASE, BOTTOM :LEFT .....	0.8
	5111D3	CASE, BOTTOM :BOTH .....	1.3

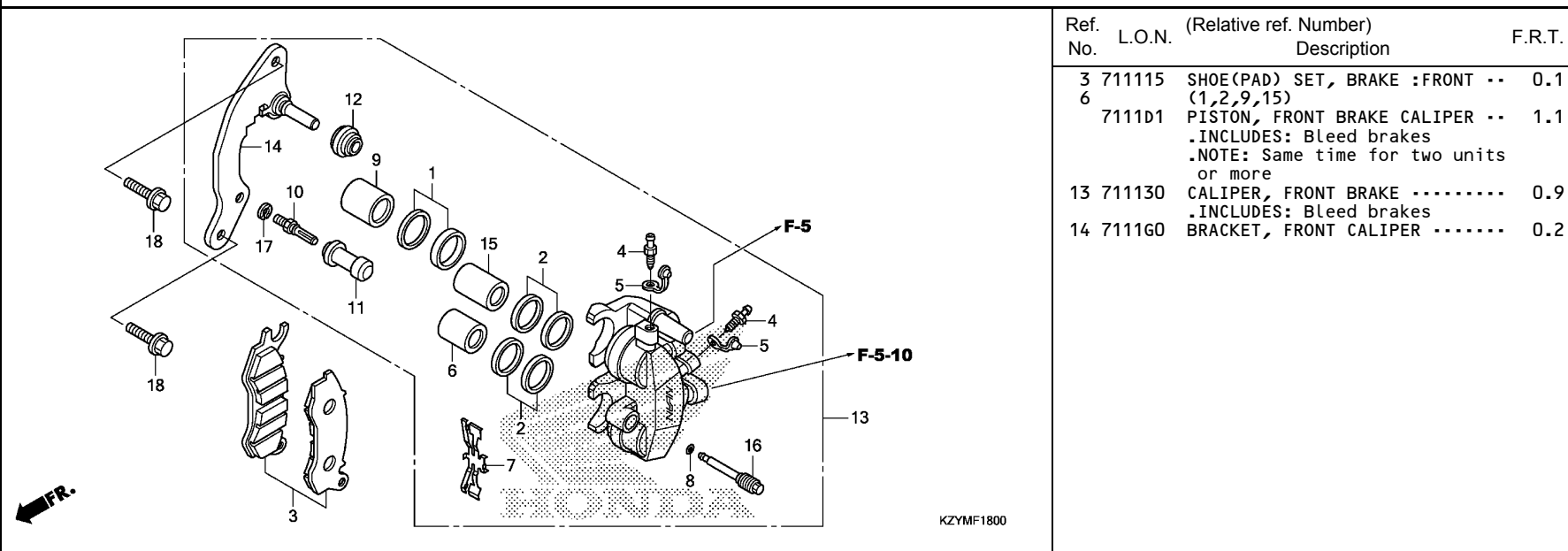
KZYMF1700

Ref. No.	Part No.	Description	Reqd. QTY WW150 D	Serial No.	Parts catalogue code
1	51400-KWN-711	FORK ASSY., R. FR.(SHOWA) ...	1		
2	51401-KWN-711	SPRING, FR. FORK .....	2		
3	51410-KWN-711	PIPE COMP., FR. FORK .....	2		
4	51412-GC4-003	SPRING, FR. CUSHION REBOUND -	2		
5	51412-KK4-003	RING, BACK UP .....	2		
6	51420-KWN-711	CASE COMP., R. FR. BOTTOM (SHOWA)	1		
7	51432-KM7-910	PIECE, OIL LOCK .....	2		
8	51437-GS3-003	RING, PISTON .....	2		
9	51454-KWN-711	SEAT, SPRING UPPER .....	2		
10	51456-355-003	RING, SUPPORT(SHOWA) .....	2		
11	51470-KWN-901	PIPE, SEAT .....	2		
12	51490-KRM-852	SEAL SET, FR. FORK .....	2		
13	51500-KWN-711	FORK ASSY., L. FR.(SHOWA) ...	1		
14	51520-KWN-711	CASE COMP., L. FR. BOTTOM (SHOWA)	1		
15	90116-383-721	BOLT, SOCKET, 8X27 .....	2		
16	90544-283-000	WASHER, SPECIAL, 8MM(SHOWA) -	2		
17	90601-354-000	RING, OIL SEAL STOP .....	2		
18	91254-GAA-003	SEAL, DUST .....	2		
19	91356-GBB-003	O-RING .....	2		

F-18

## FRONT BRAKE CALIPER

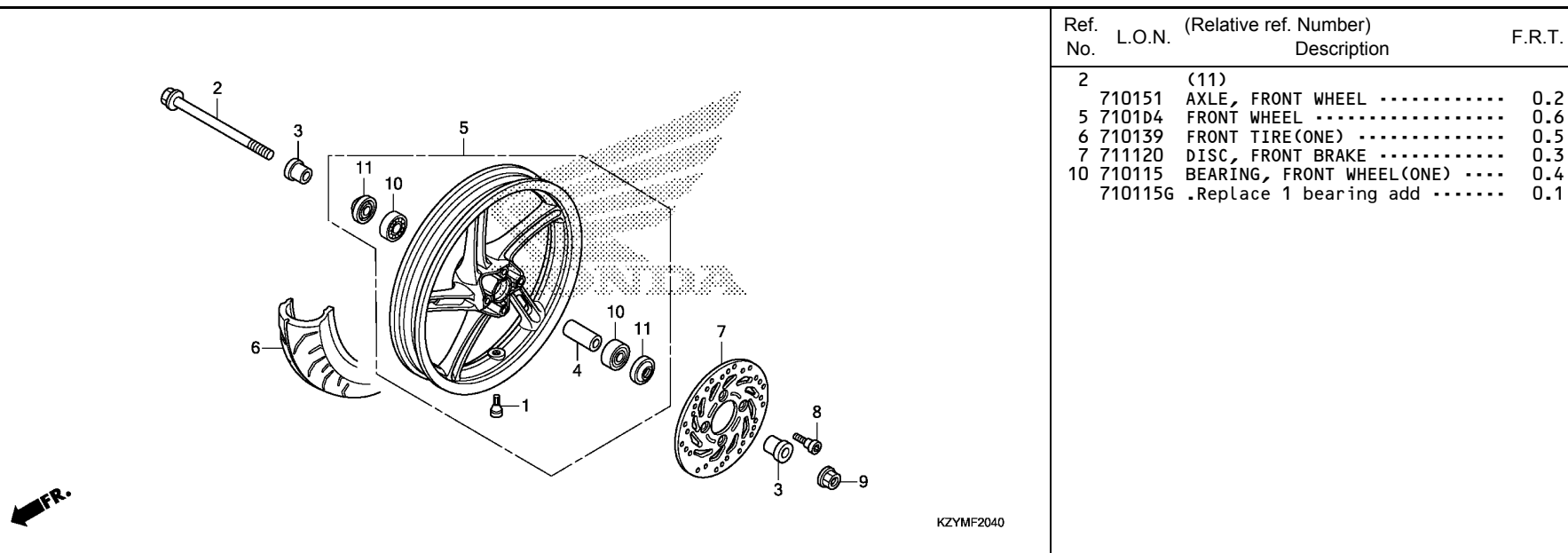
G 4



Ref. No.	L.O.N.	(Relative ref. Number) Description	F.R.T.
3	711115	SHOE(PAD) SET, BRAKE :FRONT .. (1,2,9,15)	0.1
6	7111D1	PISTON, FRONT BRAKE CALIPER .. .INCLUDES: Bleed brakes .NOTE: Same time for two units or more	1.1
13	711130	CALIPER, FRONT BRAKE .....	0.9
14	7111G0	BRACKET, FRONT CALIPER .....	0.2

Ref. No.	Part No.	Description	Reqd. QTY WW150 D	Serial No.	Parts catalogue code
1	06451-GE2-405	SEAL SET, PISTON .....	1		
2	06451-MZ2-405	SEAL SET, PISTON .....	2		
3	06455-KZL-861	PAD SET, FR. ....	1		
4	43352-568-003	SCREW, BLEEDER(NISSIN) .....	2		
5	43353-461-771	CAP, BLEEDER .....	2		
6	45107-MAJ-G41	PISTON A, 22X27 .....	1		
7	45108-KWN-931	SPRING, PAD .....	1		
8	45111-MAJ-G41	RING, STOPPER .....	1		
9	45117-MAJ-G41	PISTON A, 25X27 .....	1		
10	45131-GZ0-006	BOLT, PIN .....	1		
11	45132-166-016	BOOT, PIN BUSH(NISSIN) .....	1		
12	45133-MA3-006	BOOT B .....	1		
13	45150-KWN-641	CALIPER SUB ASSY., L. FR. (NISSIN) .....	1		
14	45190-KWN-931	BRACKET SUB ASSY., L. FR. ...	1		
15	45207-MAJ-G41	PISTON B, 22X35 .....	1		
16	45215-KPH-951	PIN, HANGER .....	1		
17	45216-166-006	WASHER, WAVE .....	1		
18	90131-KWN-900	BOLT, FLANGE, 8X28 .....	2		

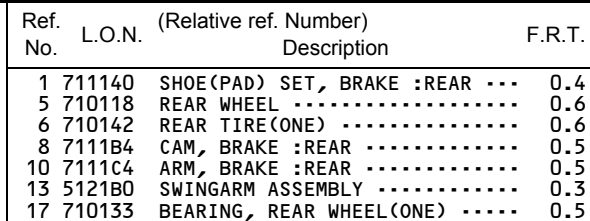
3



Ref. No.	L.O.N.	(Relative ref. Number) Description	F.R.T.
2		(11)	
710151		AXLE, FRONT WHEEL .....	0.2
5 710104		FRONT WHEEL .....	0.6
6 710139		FRONT TIRE(ONE) .....	0.5
7 711120		DISC, FRONT BRAKE .....	0.3
10 710115		BEARING, FRONT WHEEL(ONE) ....	0.4
710115G		.Replace 1 bearing add .....	0.1

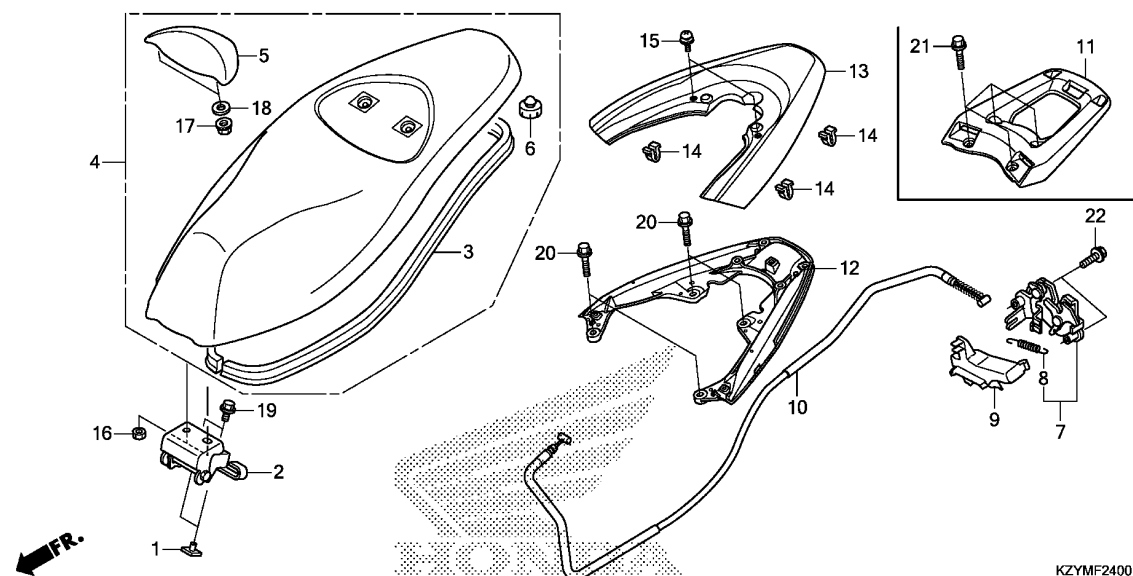
Ref. No.	Part No.	Description	Reqd. QTY WW150 D	Serial No.	Parts catalogue code
1	42753-GM9-743	VALVE, RIM(IRC) .....	1		
	42753-KWF-901	VALVE, RIM(TRITON) .....	1		
2	44301-KWW-640	AXLE, FR. WHEEL .....	1		
3	44311-KWN-700	COLLAR, FR. WHEEL SIDE .....	2		
4	44620-KPH-950	COLLAR, FR. AXLE DISTANCE ...	1		
5	44650-KWN-710ZB	WHEEL SUB ASSY., FR. *NH303M*			
		MAT AXIS GRAY METALLIC	1		
6	44711-KWN-711	TIRE, FR.(DUNLOP) (90/90-14 M/C 46P)	1		
	44711-KWN-901	TIRE, FR.(IRC) (90/90-14 M/C 46P)	1		
7	45351-KVG-901	DISK, FR. BRAKE(SUNSTAR) ....	1		
	45351-KVG-902	DISK, FR. BRAKE(NHK PRECISION)	1		
	45351-KVG-951	DISK, FR. BRAKE(NISSIN) .....	1		
8	90105-KGH-900	BOLT, BRAKE DISK, 8X24 .....	4		
9	90306-KWN-701	NUT, U, 12MM .....	1		
10	91052-KVB-901	BEARING, RADIAL BALL, 6201(U) (FUJIKOSHI)	2		
	91052-KVB-902	BEARING, RADIAL BALL, 6201(U) (NTN)	2		
	91052-KVB-S51	BEARING, RADIAL BALL, 6201U (NSK)	2		
11	91251-KPH-901	DUST SEAL, 21X37X7(ARAI) ....	2		

**G 6**

3

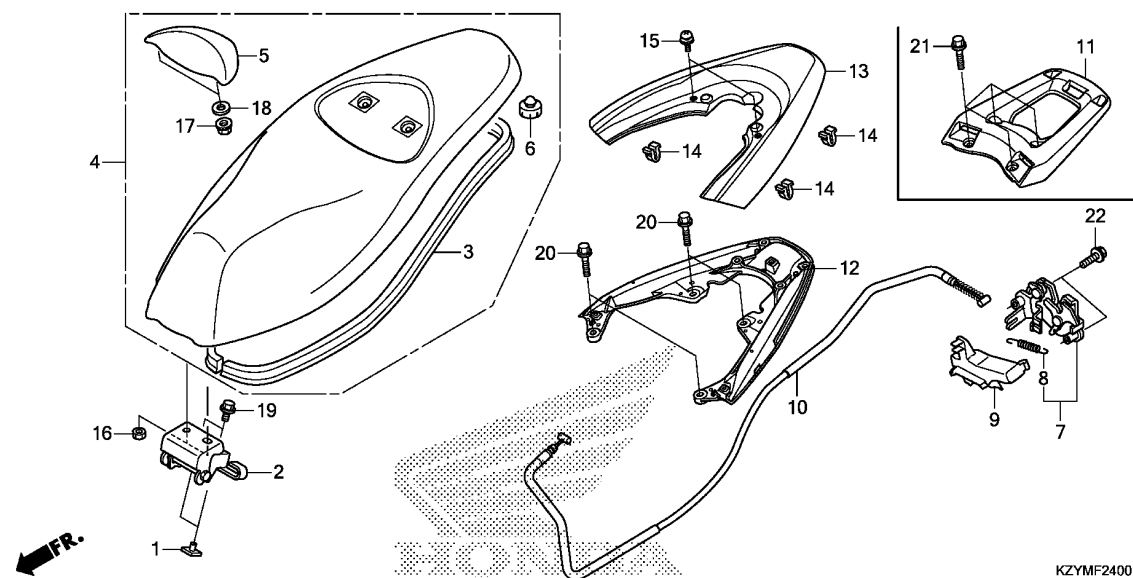
**G 7**

KZYMF2230



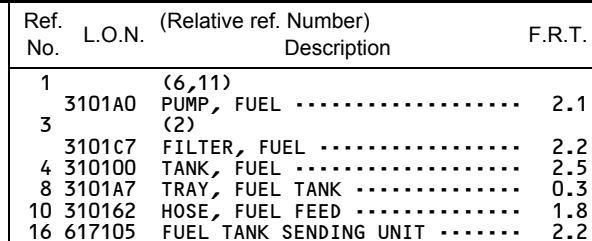
Ref. No.	L.O.N.	(Relative ref. Number) Description	F.R.T.
2	4131P0	HINGE, SEAT .....	0.2
4	4131E4	SEAT :DOUBLE .....	0.1
5	4121A0	BACKREST .....	0.1
7	4131E8	CATCH, SEAT :REAR SIDE .....	0.9
10	811175	CABLE, SEAT LOCK .....	1.6
12	4131F6	RAIL, GRAB :REAR .....	0.2
13	4131Y3	COVER, REAR GRIP .....	0.1

Ref. No.	Part No.	Description	Reqd. QTY WW150 D	Serial No.	Parts catalogue code
1	61304-958-003	NUT, SPECIAL, 6X7 .....	2		
2	77110-KWN-670	HINGE ASSY., SEAT .....	1		
3	77115-KWN-900	RUBBER, SEAL .....	1		
4	77200-KWN-711ZD	SEAT COMP., DOUBLE			
		*TYPE1*.....	1	-----	2MA
	77200-KWN-711ZC	*TYPE2*.....	1	-----	MA
5	77210-KWN-711ZD	BACKREST ASSY.			
		*TYPE1*.....	1	-----	2MA
	77210-KWN-711ZC	*TYPE2*.....	1	-----	MA
6	77215-KW7-900	RUBBER C, SEAT SETTING .....	2		
7	77230-KWN-900	CATCH COMP., SEAT .....	1		
8	77234-GN2-000	SPRING, SEAT LOCK .....	1		
9	77237-KWN-900	COVER, SEAT CATCH .....	1		
10	77241-KWN-711	CABLE COMP., SEAT LOCK .....	1		
11	81200-KWN-780	BASE, RR. CARRIER .....	(1)		
12	84100-KWN-901	RAIL, RR. GRAB .....	1		
13	84155-KZY-710ZB	COVER SET, RR. GRAB RAIL(WL)			
		*TYPE2*.....	1	-----	2MA
	84155-KZY-710ZC	*TYPE1*.....	1	-----	2MA
	84155-KZY-710ZA	*TYPE3*.....	1	-----	MA
14	90666-SDA-A01	CLIP, SNAP FITTING(PO)			
		(NATURAL)	3		
15	93891-05008-07	SCREW-WASHER, 5X8 .....	2		
16	94001-06000-0S	NUT, HEX., 6MM .....	2		
17	94050-06000	NUT, FLANGE, 6MM .....	2		
18	94103-06000	WASHER, PLAIN, 6MM .....	2		



Ref. No.	Part No.	Description	Reqd. QTY	Serial No.	Parts catalogue code
			WW150 D		
19	95701-06012-08	BOLT, FLANGE, 6X12 .....	2		
20	95701-08028-00	BOLT, FLANGE, 8X28 .....	4		
21	95701-08040-07	BOLT, FLANGE, 8X40 .....	(4)		
22	95801-06022-08	BOLT, FLANGE, 6X22 .....	2		

**G10**

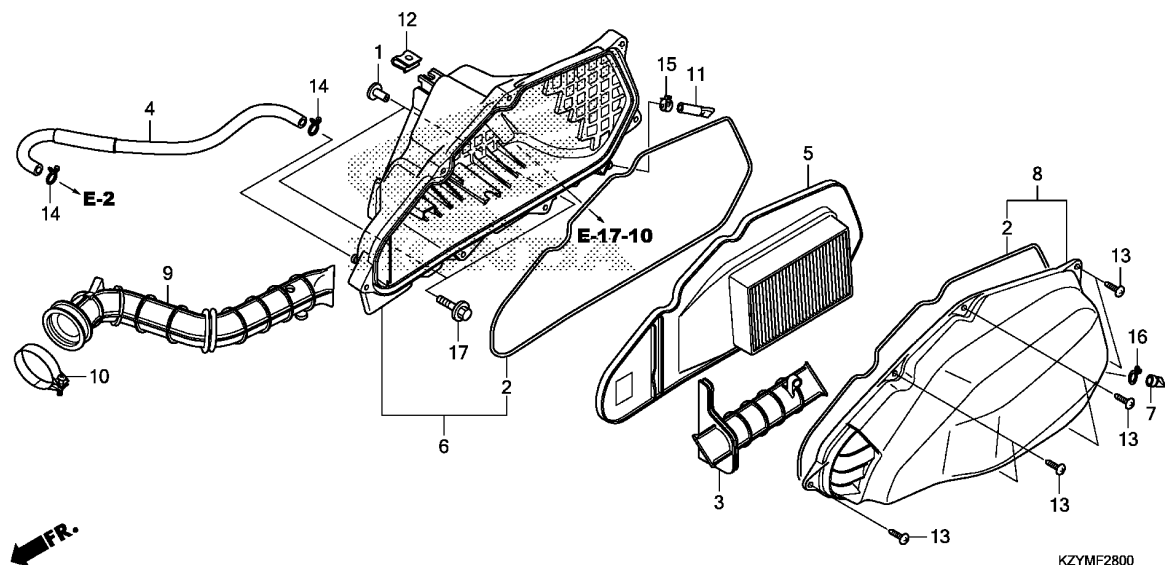
3



F-28

## AIR CLEANER

G11



Ref. No.	L.O.N.	(Relative ref. Number) Description	F.R.T.
5		(2)	
312105		ELEMENT, AIR CLEANER .....	0.1
6		3121A5 CASE, AIR CLEANER .....	1.0
8		(3)	
312102		COVER, AIR CLEANER CASE .....	0.2
9		3121B6 TUBE, AIR CLEANER CONNECTING -	1.0

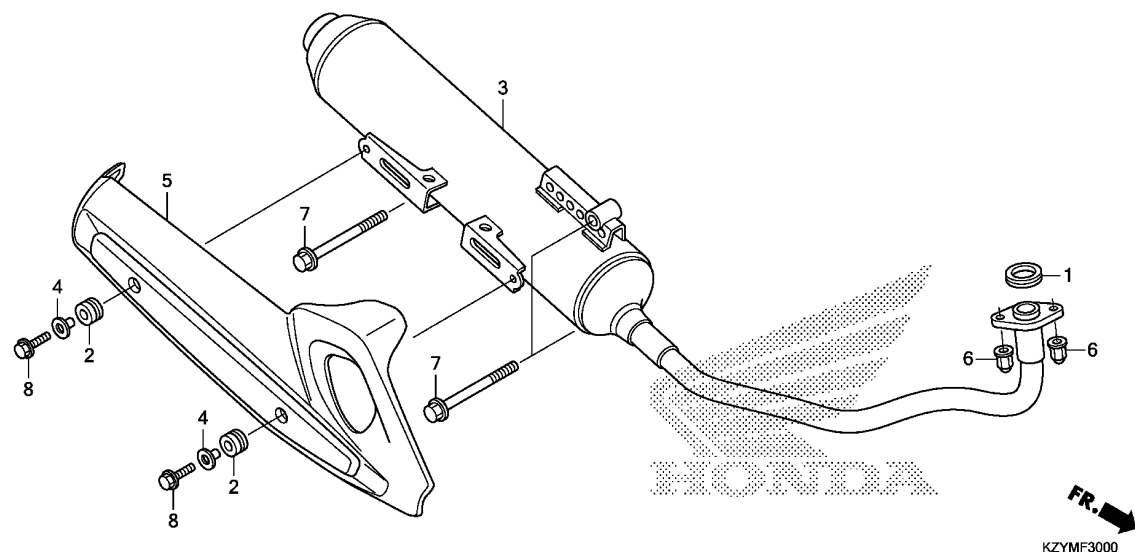
3

Ref. No.	Part No.	Description	Reqd. QTY WW150 D	Serial No.	Parts catalogue code
1	17208-GR1-010	COLLAR, AIR CLEANER SETTING -	2		
2	17213-KZR-600	SEAL, AIR CLEANER .....	2		
3	17215-KZR-600	DUCT, AIR CLEANER .....	1		
4	17218-KWN-710	TUBE, BREATHER .....	1		
5	17220-KZY-710	ELEMENT SET, AIR CLEANER(WL)	1		
6	17225-KZR-600	CASE SUB ASSY., AIR CLEANER -	1		
7	17236-KVB-900	PLUG, AIR CLEANER DRAIN .....	1		
8	17245-KZR-600	COVER SUB ASSY., AIR CLEANER	1		
9	17253-KZY-900	TUBE, AIR CLEANER CONNECTING	1		
10	17256-KWZ-900	BAND, AIR CLEANER CONNECTING TUBE(44)	1		
11	17261-KVB-T00	TUBE, DRAIN .....	1		
12	90305-GEE-710	NUT, CLIP, 6MM .....	1		
13	93903-25480	SCREW, TAPPING, 5X20 .....	7		
14	95002-02130	CLIP, TUBE(B12.5) .....	2		
15	95002-41200-08	CLAMP, TUBE(D12) .....	1		
16	95002-80000	CLIP, TUBE(C12) .....	1		
17	95701-06025-00	BOLT, FLANGE, 6X25 .....	2		

F-30

## EXHAUST MUFFLER

G12



Ref. No.	L.O.N.	(Relative ref. Number) Description	F.R.T.
1	3131B4	GASKET, EXHAUST PIPE .....	0.2
3	313120	MUFFLER .....	0.2
5	313121	PROTECTOR, MUFFLER .....	0.1

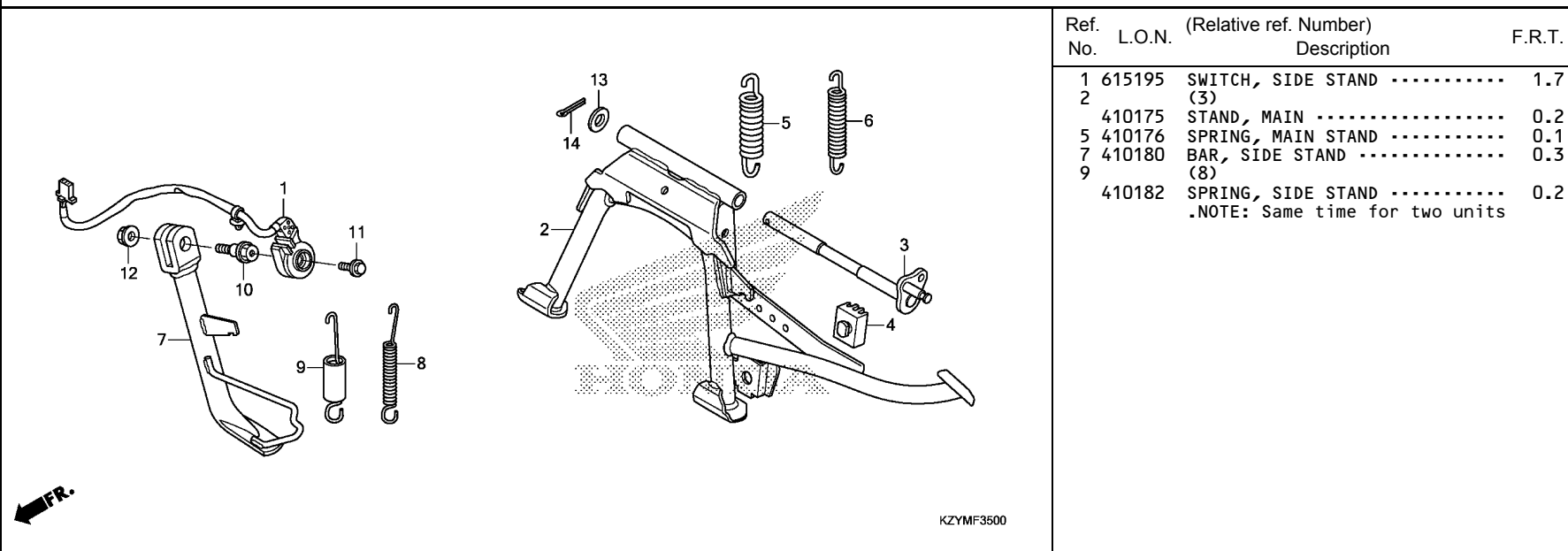
Ref. No.	Part No.	Description	Reqd. QTY WW150 D	Serial No.	Parts catalogue code
1	18291-GE2-921	GASKET, EX. PIPE .....	1		
2	18293-KSB-900	RUBBER, PROTECTOR PACKING ...	2		
3	18300-KZY-700	MUFFLER COMP., EX. ....	1		
4	18316-KVB-900	COLLAR, MUFFLER PROTECTOR ...	2		
5	18318-KWN-900	PROTECTOR, MUFFLER .....	1		
6	90304-MJO-920	NUT, CAP, 7MM .....	2		
7	95701-10065-07	BOLT, FLANGE, 10X65 .....	3		
8	95801-06016-02	BOLT, FLANGE, 6X16 .....	2		

3

F-35

## STAND

G13



Ref. No.	L.O.N.	(Relative ref. Number) Description	F.R.T.
1	615195	SWITCH, SIDE STAND .....	1.7
2		(3)	
5	410175	STAND, MAIN .....	0.2
7	410176	SPRING, MAIN STAND .....	0.1
9	410180	BAR, SIDE STAND .....	0.3
		(8)	
	410182	SPRING, SIDE STAND .....	0.2
.NOTE: Same time for two units			

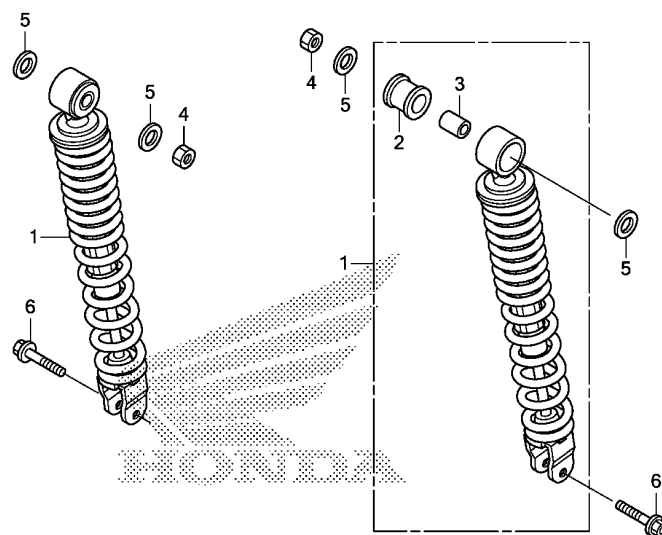
3

Ref. No.	Part No.	Description	Reqd. QTY WW150 D	Serial No.	Parts catalogue code
1	35700-KWN-781	SWITCH ASSY., SIDE STAND ....	1		
2	50500-KWN-710	STAND COMP., MAIN .....	1		
3	50503-KWN-900	SHAFT, MAIN STAND .....	1		
4	50505-GR1-710	RUBBER, STAND STOPPER .....	1		
5	50520-GW2-000	SPRING, MAIN STAND .....	1		
6	50521-GBY-910	SPRING, MAIN STAND .....	1		
7	50530-KWN-710	BAR COMP., SIDE STAND .....	1		
8	50542-KPH-970	SUB SPRING, SIDE STAND .....	1		
9	50543-KWN-710	SPRING ASSY., SIDE STAND ....	1		
10	90108-KZL-860	BOLT, SIDE STAND PIVOT .....	1		
11	90147-KVY-900	BOLT, SWITCH SETTING .....	1		
12	90203-KVB-900	NUT, SIDE STAND .....	1		
13	94101-10800	WASHER, PLAIN, 10MM .....	1		
14	94201-30200	PIN, SPLIT, 3.0X20 .....	1		

F-36

## REAR CUSHION

G14



KZYMF3600

Ref. No.	L.O.N.	(Relative ref. Number) Description	F.R.T.
1	5121B6	CUSHION ASSY., REAR :LEFT ....	0.9
	5121B7	CUSHION ASSY., REAR :RIGHT ...	0.9
	5121B8	CUSHION ASSY., REAR :BOTH ....	0.9

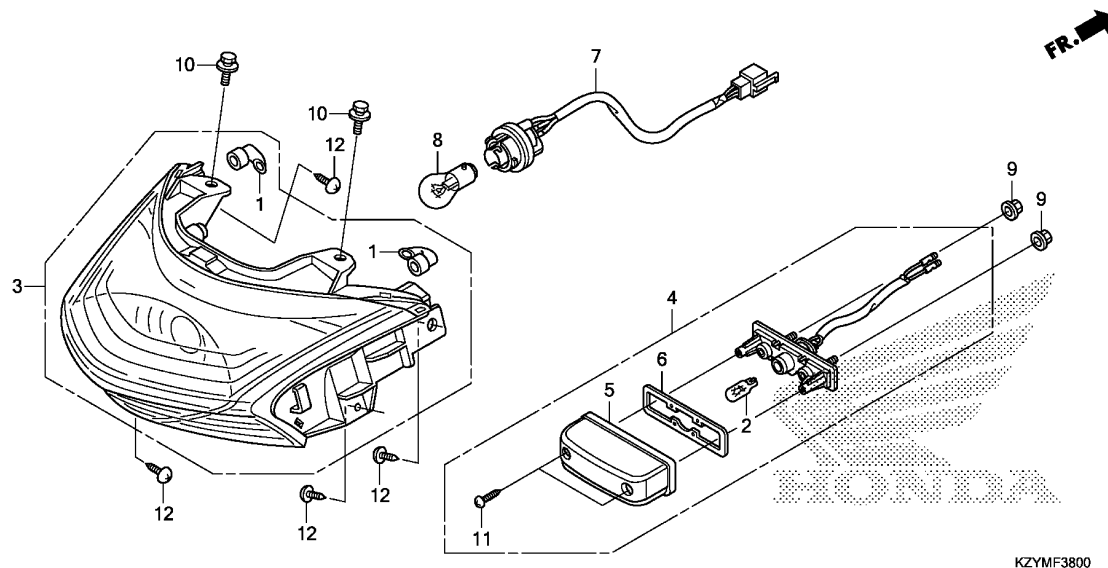
Ref. No.	Part No.	Description	Reqd. QTY WW150 D	Serial No.	Parts catalogue code
1	52400-KWN-711	CUSHION ASSY., RR.(SHOWA) ...	2		
2	52485-KVY-901	BUSH, RUBBER(SHOWA) .....	2		
3	52486-GA7-003	COLLAR, RUBBER BUSH(SHOWA) ..	2		
4	94001-10000-0S	NUT, HEX., 10MM .....	2		
5	94101-10000	WASHER, PLAIN, 10MM .....	4		
6	95801-08032-00	BOLT, FLANGE, 8X32 .....	2		

3

F-38

## TAILLIGHT

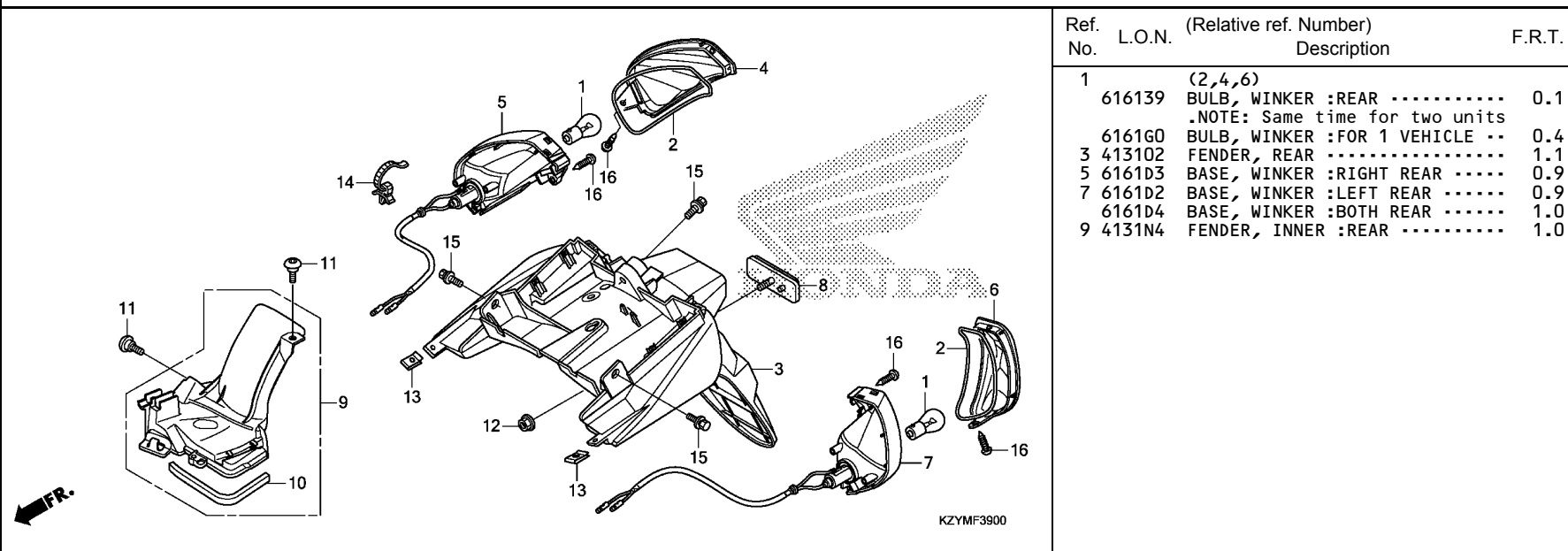
G15



Ref. No.	L.O.N.	(Relative ref. Number) Description	F.R.T.
2		(5)	
2	6161F3	BULB, LICENSE LIGHT .....	0.1
3	6161D5	TAILLIGHT UNIT .....	0.8
4	6161D8	LIGHT, LICENSE .....	0.9
7	6161E7	SOCKET, TAILLIGHT .....	0.7
8	6161G1	BULB, TAILLIGHT .....	0.2

3

Ref. No.	Part No.	Description	Reqd. QTY WW150 D	Serial No.	Parts catalogue code
1	33113-KVB-T01	PIPE, CP .....	2		
2	33301-K07-901	BULB, POSITION(12V 5W) (STANLEY)	1		
3	33710-KWN-901	TAILLIGHT COMP. ....	1		
4	33720-KWN-711	LIGHT ASSY., LICENSE(12V 5W)	1		
5	33722-KWN-901	COVER COMP., LICENSE .....	1		
6	33729-MCZ-003	PACKING, LENS .....	1		
7	33750-KWN-901	SOCKET COMP., TAILLIGHT .....	1		
8	34906-KWN-711	BULB, STOP & TAILLIGHT (12V 21/5W)	1		
9	90301-KWN-901	NUT, U, 5MM .....	2		
10	93404-06012-00	BOLT-WASHER, 6X12 .....	2		
11	93901-24480	SCREW, TAPPING, 4X16 .....	2		
12	93903-34320	SCREW, TAPPING, 4X12 .....	4		



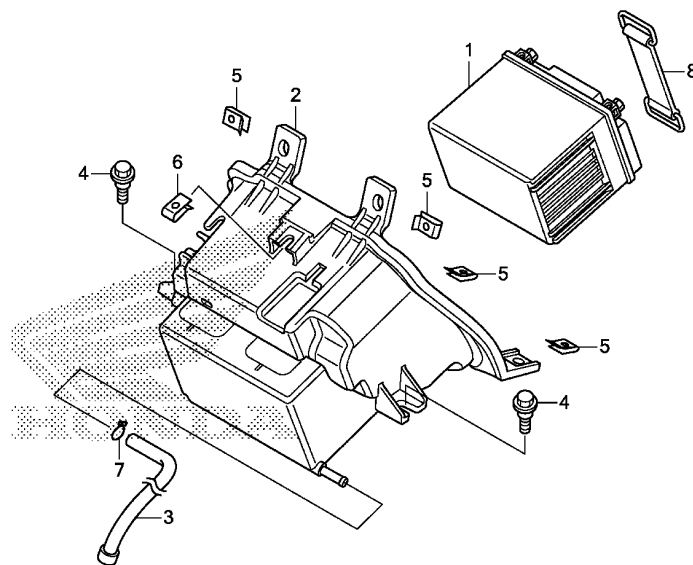
Ref. No.	L.O.N.	(Relative ref. Number) Description	F.R.T.
1		(2,4,6)	
616139		BULB, WINKER :REAR .....	0.1
		.NOTE: Same time for two units	
616160		BULB, WINKER :FOR 1 VEHICLE ..	0.4
3 413102		FENDER, REAR .....	1.1
5 6161D3		BASE, WINKER :RIGHT REAR .....	0.9
7 6161D2		BASE, WINKER :LEFT REAR .....	0.9
6161D4		BASE, WINKER :BOTH REAR .....	1.0
9 4131N4		FENDER, INNER :REAR .....	1.0

Ref. No.	Part No.	Description	Reqd. QTY WW150 D	Serial No.	Parts catalogue code
1	33303-KWN-711	BULB, WINKER(12V 21W)(STANLEY) (AMBER)	2		
2	33505-KWN-901	PACKING, LENS .....	2		
3	33601-KWN-701	BASE, RR. WINKER .....	1		
4	33602-KWN-901	LENS, R. RR. WINKER .....	1		
5	33607-KWN-901	REFLECTOR ASSY., R. RR. WINKER	1		
6	33652-KWN-901	LENS, L. RR. WINKER .....	1		
7	33657-KWN-901	REFLECTOR ASSY., L. RR. WINKER	1		
8	33741-KWN-901	REFLECTOR, REFLEX .....	1		
9	80106-KZR-601	FENDER ASSY., RR. INNER .....	1		
10	80108-KZR-600	SEAL, RR. INNER FENDER .....	1		
11	90001-KWR-000	BOLT, SOCKET, 6X18 .....	2		
12	90301-KWN-901	NUT, U, 5MM .....	1		
13	90302-SA4-003	NUT, SPRING, 4MM .....	2		
14	90672-SA0-003	STRAP, CABLE, 118MM(BLACK) ..	1		
15	93404-06012-00	BOLT-WASHER, 6X12 .....	3		
16	93903-34480	SCREW, TAPPING, 4X16 .....	4		

F-40

## BATTERY

H 1

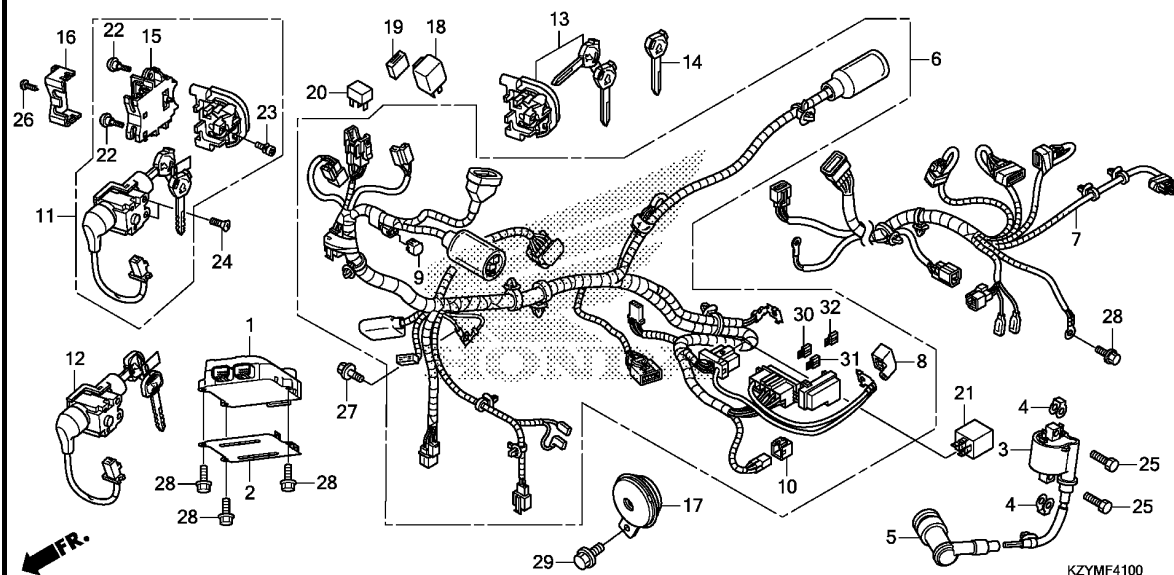


KZYMF4000

Ref. No.	L.O.N.	(Relative ref. Number) Description	F.R.T.
1	610100	BATTERY .....	0.2
2	410185	BOX, BATTERY .....	1.0

3

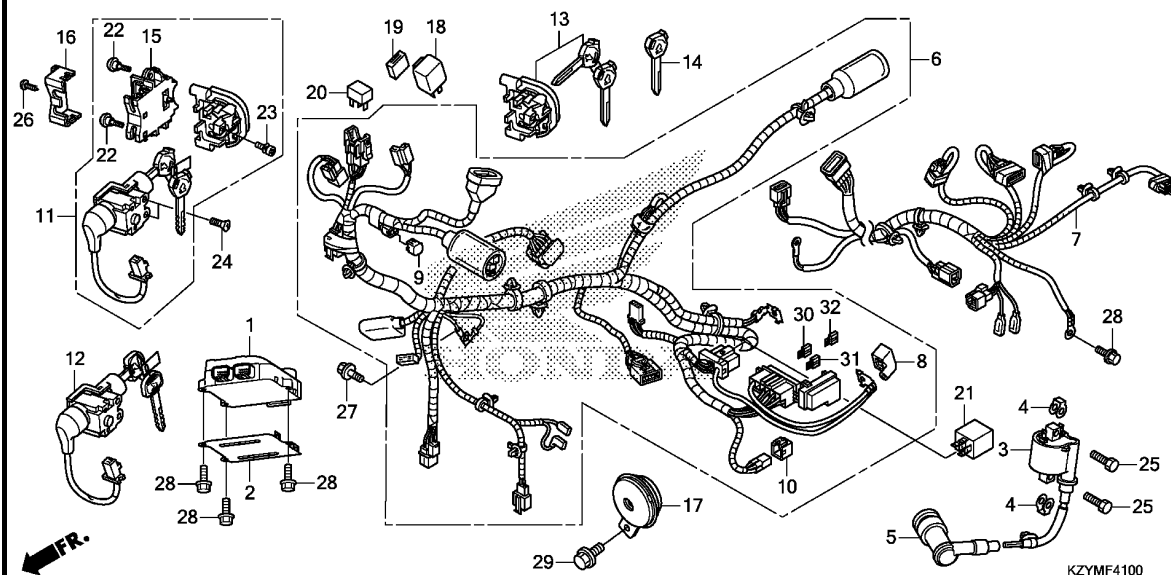
Ref. No.	Part No.	Description	Reqd. QTY WW150 D	Serial No.	Parts catalogue code
1	31500-KGB-901	BATTERY(YTZ7S)(GS YUASA) ....	1		
2	81320-KWN-711	BOX, BATTERY .....	1		
3	81321-KWN-710	TUBE, BATTERY DRAIN .....	1		
4	90116-KVB-900	BOLT, FLANGE, 6MM .....	2		
5	90305-GEE-710	NUT, CLIP, 6MM .....	4		
6	90677-KAN-T00	NUT, CLIP, 5MM .....	1		
7	95002-02080	CLIP, TUBE(B8) .....	1		
8	95012-12001	BAND B1, BATTERY .....	1		



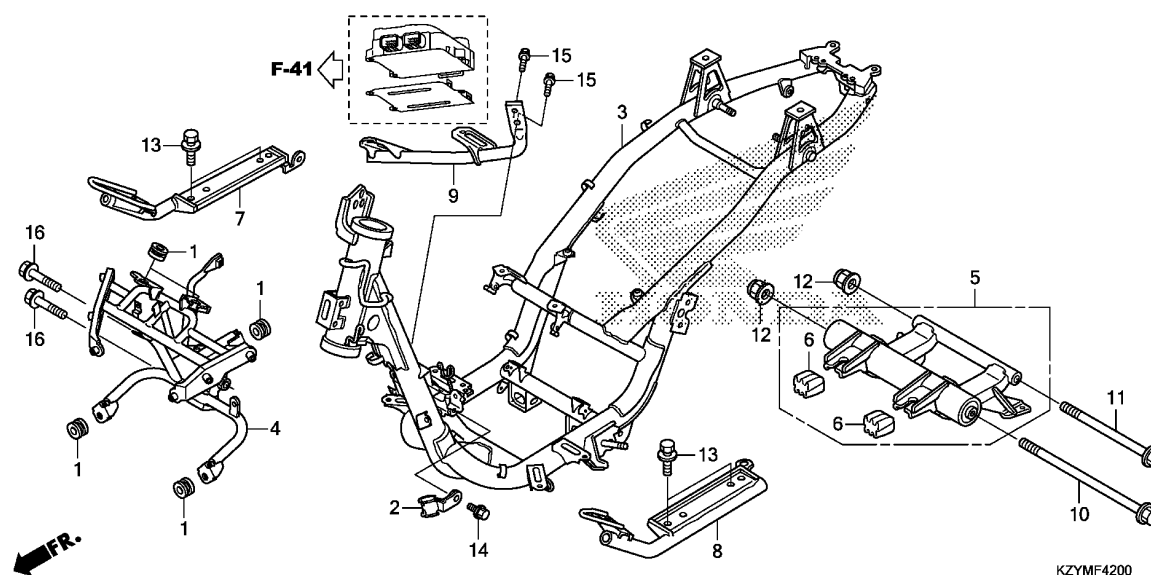
Ref. No.	L.O.N.	(Relative ref. Number) Description	F.R.T.
1	618135	ENGINE CONTROL MODULE(ECM) ...	1.4
3	614105	COIL, IGNITION .....	0.4
6	611100	HARNESS, WIRE .....	2.1
7	611142	SUB HARNESS, ENGINE .....	1.9
11	6151A1	KEY SET .....	2.3
12	615145	SWITCH, COMBINATION & LOCK ...	2.2
13	6151A2	KEY, SHUTTER .....	2.2
.EXCLUDES: Key cutting			
15	6151E8	SWITCH, SEAT AND BOX .....	0.8
17	616169	HORN .....	1.3
18	6111C3	RELAY, WINKER .....	0.3
20	611155	RELAY, MAIN .....	0.3
21	6111C5	RELAY, STARTER .....	0.2

Ref. No.	Part No.	Description	Reqd. QTY WW150 D	Serial No.	Parts catalogue code
1	30400-KZY-954	CONTROL UNIT, ENGINE .....	1		
2	30401-KWN-710	COVER, ENGINE CONTROL UNIT ..	1		
3	30510-KWN-711	COIL COMP., IGNITION .....	1		
4	30520-GFM-900	SPACER, IGNITION COIL .....	2		
5	30700-KWN-711	CAP ASSY., NOISE SUPPRESSOR ..	1		
6	32100-KWN-781	HARNESS, WIRE .....	1		
7	32104-KWN-711	SUB HARNESS, ENGINE .....	1		
8	32412-MV4-000	COVER, BATTERY TERMINAL .....	1		
9	32605-GEV-761	CAP, DUMMY(WPC 4P 090 M) (NATURAL)	1		
10	32606-GEV-761	CAP, DUMMY(4P) (RED) .....	1		
11	35010-KWN-710	KEY SET .....	1		
12	35101-KWN-711	SWITCH ASSY., COMBINATION & LOCK	1		
13	35110-KZR-601	SHUTTER, KEY .....	1		
14	35121-KVY-900	KEY, BLANK .....	(1)		
15	35190-KVG-901	SWITCH ASSY., FUEL LID & SEAT OPENER	1		
16	35191-KVG-901	COVER, CABLE .....	1		
17	38120-KWN-711	HORN COMP.(LOW) .....	1		
18	38301-GN0-603	RELAY COMP., WINKER(MITSUBA)	1		
19	38306-KK4-000	SUSPENSION, WINKER RELAY (MITSUBA)	1		
20	38501-KVZ-631	RELAY ASSY., POWER (MICRO ISO 4P)(MITSUBA)	1		





Ref. No.	Part No.	Description	Reqd. QTY	Serial No.	Parts catalogue code
			WW150 D		
20)	38501-KWN-901	RELAY COMP., POWER (MICRO ISO 4P) (OMRON)	1		
21	38502-KWN-701	RELAY COMP., POWER .....	1		
22	90101-MT4-000	SCREW, SCREEN SETTING .....	2		
23	90111-MR5-000	BOLT, SOCKET, 5X9 .....	1		
24	90164-KZL-A00	SCREW, U-LOCK FLAT, 6X12 ....	2		
25	92101-06020-4J	BOLT, HEX., 6X20 .....	2		
26	93901-24320	SCREW, TAPPING, 4X12 .....	1		
27	95701-06012-00	BOLT, FLANGE, 6X12 .....	1		
28	95701-06016-00	BOLT, FLANGE, 6X16 .....	4		
29	95701-08012-00	BOLT, FLANGE, 8X12 .....	1		
30	98200-41000	FUSE, MINI (10A) .....	5		
31	98200-41500	FUSE, MINI (15A) .....	2		
32	98200-43000	FUSE, MINI (30A) .....	2		



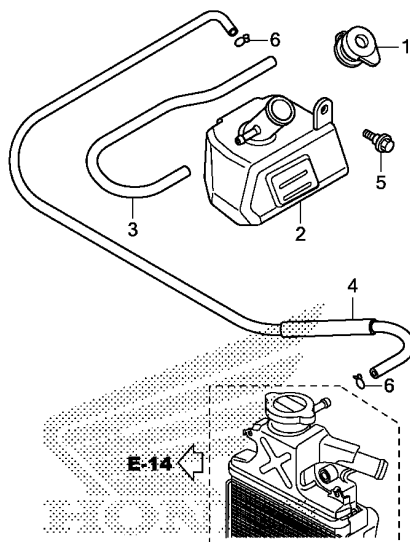
Ref. No.	L.O.N.	(Relative ref. Number) Description	F.R.T.
3	410100	BODY, FRAME ..... .INCLUDES: Engine removal and installation	5.8
4	411105	STAY, FRONT COVER .....	1.9
5	4101B5	LINK, ENGINE HANGER ..... .INCLUDES: Engine removal and installation	3.1
7	4101D2	STAY, FLOOR :RIGHT .....	1.5
8	4101D1	STAY, FLOOR :LEFT .....	1.5
	4101P3	STAY, FLOOR :BOTH .....	2.0

Ref. No.	Part No.	Description	Reqd. QTY WW150 D	Serial No.	Parts catalogue code
1	19051-KA4-000	RUBBER, RADIATOR MOUNTING ...	5		
2	43456-KWN-710	CLAMPER A, RR. BRAKE CABLE ..	1		
3	50100-KZY-700	BODY COMP., FRAME .....	1		
4	50310-KWN-710	STAY, FR. COVER .....	1		
5	50350-KWN-710	LINK ASSY., ENGINE HANGER ...	1		
6	50352-KWN-710	RUBBER, LINK STOPPER .....	2		
7	50620-KWN-710	STAY COMP., R. FLOOR .....	1		
8	50621-KWN-710	STAY COMP., L. FLOOR .....	1		
9	50622-KWN-710	STAY COMP., ELECTRONIC CONTROL UNIT	1		
10	90105-KVY-900	BOLT, FLANGE, 10X270 .....	1		
11	90106-GCC-C50	BOLT, FLANGE, 10X238 .....	1		
12	90304-KGH-901	NUT, U, 10MM .....	2		
13	93404-08016-00	BOLT-WASHER, 8X16 .....	4		
14	95701-06012-00	BOLT, FLANGE, 6X12 .....	1		
15	95701-06014-00	BOLT, FLANGE, 6X14 .....	2		
16	95801-08045-08	BOLT, FLANGE, 8X45 .....	2		

F-43

## RESERVE TANK

H 5



Ref. No.	L.O.N.	(Relative ref. Number) Description	F.R.T.
2	115110	TANK, RADIATOR RESERVE .....	0.9
4	1151E5	TUBE, RADIATOR RESERVE TANK ..	0.9

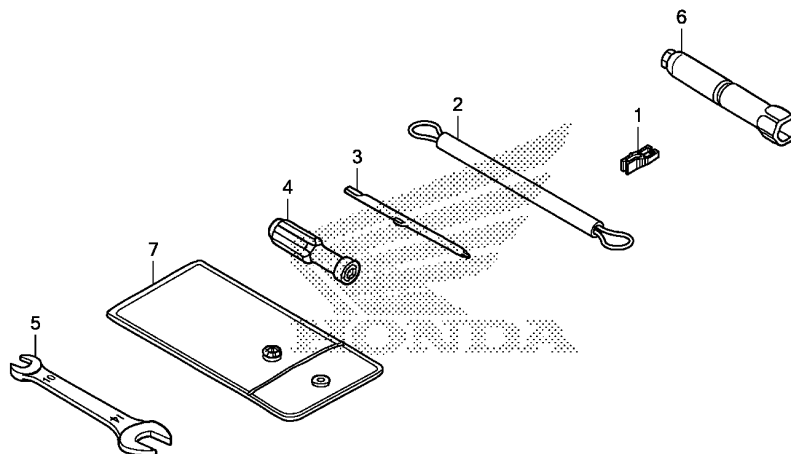
3

Ref. No.	Part No.	Description	Reqd. QTY WW150 D	Serial No.	Parts catalogue code
1	19109-KBP-900	CAP, RESERVE TANK .....	1		
2	19111-KWN-900	TANK, RESERVE .....	1		
3	19112-KWN-900	TUBE, DRAIN .....	1		
4	19118-KWN-710	HOSE, RESERVE TANK .....	1		
5	90116-KVB-900	BOLT, FLANGE, 6MM .....	1		
6	95002-02100	CLIP, TUBE(B10) .....	2		

F-46

## TOOLS

H 6



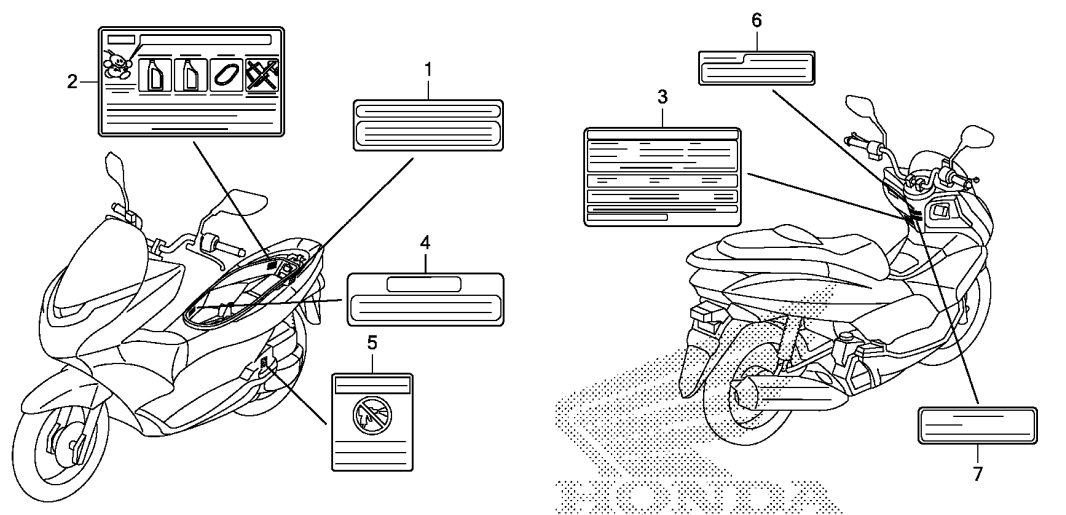
KZYMF4600

Ref. No.	L.O.N.	(Relative ref. Number) Description	F.R.T.
----------	--------	---------------------------------------	--------

NO INFORMATION .....

Ref. No.	Part No.	Description	Reqd. QTY WW150 D	Serial No.	Parts catalogue code
1	38235-S04-003	PULLER, MINI FUSE(SUMITOMO) -	1		
2	77236-KEA-000	WIRE, HELMET SETTING .....	1		
3	89102-538-000	DRIVER, SCREW(NO.2 + -) .....	1		
4	89103-538-000	GRIP .....	1		
5	89211-KWW-640	SPANNER, 10X14 .....	1		
6	89216-KPP-900	WRENCH, SPARK PLUG .....	1		
7	89219-KGH-900	BAG, TOOL, 160MM .....	1		

3

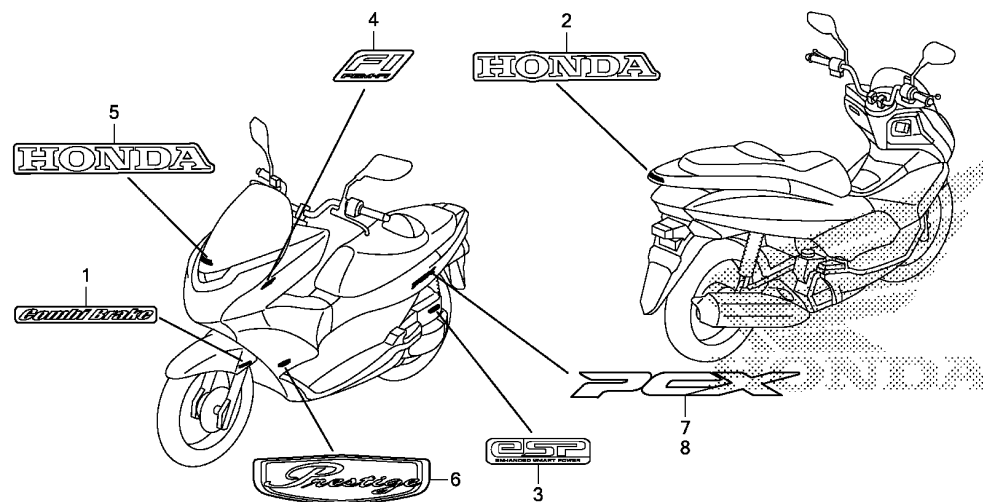


KZYM4700

Ref. No.	L.O.N.	(Relative ref. Number) Description	F.R.T.
----------	--------	---------------------------------------	--------

NO INFORMATION .....

Ref. No.	Part No.	Description	Reqd. QTY WW150 D	Serial No.	Parts catalogue code
1	87503-KVB-860	LABEL, COOLANT INFORMATION ..	1		
2	87504-KVB-860	LABEL, REPLACEMENT INFORMATION	1		
3	87505-KZY-710	LABEL, TIRE .....	1		
4	87506-KGH-970	MARK, BATTERY CAUTION .....	1		
5	87509-KWP-900	LABEL, AIR CLEANER ELEMENT NOTICE	1		
6	87560-KVB-860	LABEL, DRIVE CAUTION .....	1		
7	87701-KVB-860	LABEL, MAINTENANCE CAUTION ..	1		



KZYM4800

Ref. L.O.N. (Relative ref. Number)  
No. Description F.R.T.

NO INFORMATION .....

Ref. No.	Part No.	Description	Reqd. QTY	Serial No.	Parts catalogue code
			WW150 D		
1	61105-KVB-920ZA	MARK (COMBI BRAKE)	1		
		*TYPE1*	1		
2	86101-KZY-710ZB	MARK, HONDA (65MM)	1		
		*TYPE2*	1	-----	2MA
	86101-KZY-710ZC	*TYPE1*	1	-----	2MA
	86101-KZY-710ZA	*TYPE3*	1	-----	MA
3	86170-KZR-600	MARK, ENGINE	1		
4	86531-KYZ-710ZA	MARK (FI)	1		
		*TYPE1*	1		
5	87120-KWN-900ZA	MARK, HONDA (75MM)	1		
		*TYPE1*	1		
6	87125-KZY-700	EMBLEM, FR. COVER	2	-----	MA
7	87135-KWN-900	EMBLEM, R. BODY COVER	1		
8	87140-KWN-900	EMBLEM, L. BODY COVER	1		

# PART NO. INDEX

11

Part Number	Address	Page	Ref.	Part Number	Address	Page	Ref.	Part Number	Address	Page	Ref.	Part Number	Address	Page	Ref.	Part Number	Address	Page	Ref.
06000				14000				17220-KZY-710	G11	74	5	19642-KWN-710	D11	36	5	32000			
06430-KWN-900	G6	69	1	14100-KZR-600	D4	29	2	17225-KZR-600	G11	74	6	19645-KWN-900	D11	36	6	32100-KWN-781	H2	81	6
06451-GE2-405	G4	67	1	14321-KWN-900	D4	29	3	17236-KVB-900	G11	74	7	19649-KWN-710	D11	36	7	32104-KWN-711	H2	81	7
06451-MZ2-405	G4	67	2	14401-KSS-931	D6	31	1	17245-KZR-600	G11	74	8					32112-KZR-600	E3	44	9
06455-KZL-861	G4	67	3	14430-KZR-600	D4	29	4	17253-KZY-900	G11	74	9	21000				32113-KWN-900	E3	44	10
06530-GBG-B20	F9	56	1	14440-KZR-600	D4	29	5	17255-KWN-900	D2	27	10	21200-KWN-710	D16	41	3	32161-404-000	F3	50	4
06531-GBG-B20	F9	56	2	14451-KZR-600	D4	29	6	17256-KWZ-900	G11	74	10	21395-KZR-600	D16	41	4	32412-MV4-000	H2	81	8
				14510-KZR-600	D6	31	2	17261-KVB-T00	G11	74	11					32605-GEV-761	H2	81	9
11000				14520-KZR-601	D6	31	3	17510-KWN-710	G10	73	4	22000				32606-GEV-761	H2	81	10
11100-KZR-601	E1	42	1	14531-KZR-600	D6	31	4	17517-GGL-J00	G10	73	5	22011-KWN-900	D13	38	1	32961-KWN-900	E1	42	10
11103-KVB-901	E1	42	2	14560-KZR-600	D6	31	5	17518-GGL-J00	G10	73	6	22100-KWN-900	D14	39	1	32962-KZR-600	E1	42	11
	E3	44	1	14611-KWN-900	D6	31	6	17525-KBN-900	G10	73	7	22102-KZR-600	D13	38	2	33000			
11103-KVB-930	E1	42	2	14711-KZY-700	D4	29	7	17526-KWN-710	G10	73	8	22105-KWN-900	D13	38	3	33110-KWN-701	F1	48	1
	E3	44	1	14721-KZY-700	D4	29	8	17565-KWN-710	E6	47	13	22110-KZY-701	D13	38	4	33113-KVB-T01	F1	48	2
11114-KWN-900	E1	42	3	14751-KWN-900	D4	29	9	17570-KZY-701	G10	73	10	22123-KWN-900	D13	38	5		G15	78	1
11116-KZR-600	E1	42	4	14771-KWN-900	D4	29	10	17572-GGL-J00	G10	73	11	22131-KWN-900	D13	38	6	33116-KWN-900	F1	48	3
11117-KWN-901	E1	42	5	14775-KZR-600	D4	29	11	17577-KYZ-711	G10	73	12	22350-KVB-900	D14	39	2	33150-KWN-701	F1	48	4
11200-KZY-702	E3	44	2	14781-MA6-000	D4	29	12	17620-GCC-C51	G10	73	13	22361-KVB-900	D14	39	3	33301-K07-901	F1	48	5
11203-KVB-901	E3	44	3					17632-383-831	G10	73	14	22401-KGF-912	D14	39	4		G15	78	2
	G6	69	2	15000				17910-KWN-711	F3	50	1	22535-KWN-900	D14	39	5	33303-KWN-711	F1	48	6
11204-KGF-900	D16	41	1	15010-KWN-900	D10	35	1	17912-KWN-710	F3	50	2	22804-148-000	D14	39	6		G16	79	1
11205-GBC-300	E1	42	6	15133-KWN-900	D10	35	2	17923-KZR-600	F3	50	3	23000				33505-KWN-901	G16	79	2
	E3	44	4	15421-107-000	E3	44	7	18000				23100-KZY-701	D14	39	7	33601-KWN-701	G16	79	3
11211-KZR-600	D16	41	2	15421-KPL-900	E3	44	7	18291-GE2-921	G12	75	1	23205-KWN-640	D14	39	8	33602-KWN-901	G16	79	4
11341-KWN-780	D11	36	1	15426-KVB-900	E3	44	8	18293-KSB-900	G12	75	2	23224-KWN-640	D14	39	9	33607-KWN-901	G16	79	5
11343-KVG-900	E3	44	5	15651-KWN-900	E1	42	9	18300-KZY-700	G12	75	3	23225-KSY-900	D14	39	10	33652-KWN-901	G16	79	6
11361-KWN-901	E1	42	7					18316-KVB-900	G12	75	4	23226-KVB-900	D14	39	11	33657-KWN-901	G16	79	7
11363-KWN-900	E1	42	8	16000				18318-KWN-900	G12	75	5	23233-KWN-900	D14	39	12	33710-KWN-901	G15	78	3
11395-KZR-600	D11	36	2	16060-GFZ-003	E6	47	1	18357-KA4-710	G10	73	15	23237-KWN-900	D14	39	13	33720-KWN-711	G15	78	4
				16081-KPH-701	E6	47	2	19000				23238-KWN-900	D14	39	14	33722-KWN-901	G15	78	5
12000				16082-KPH-701	E6	47	3	19037-KVB-902	D12	37	3	23411-KZR-600	D16	41	5	33729-MCZ-003	G15	78	6
12010-KZY-700	D2	27	1	16083-KTR-941	E6	47	4	19046-KVB-902	D12	37	4	23421-KZR-600	D16	41	6	33741-KWN-901	G16	79	8
12100-KZY-700	D7	32	1	16169-GFM-901	E6	47	5	19051-KA4-000	H4	83	1	23430-KZR-600	D16	41	7	33750-KWN-901	G15	78	7
12191-KZR-600	D7	32	2	16222-MV4-300	D2	27	4	19100-KZY-701	D12	37	5	28000				34000			
12204-KWN-P00	D2	27	2	16400-KZY-701	E6	47	6	19109-GET-003	D12	37	6	28333-300-000	F16	63	1	34901-GFM-971	F1	48	7
12206-KZR-600	D12	37	1	16410-KZY-701	E6	47	7	19109-KBP-900	H5	84	1					34901-GGE-901	F1	48	7
12207-KWN-900	D12	37	2	16430-GFM-902	E6	47	8	19111-KWN-900	H5	84	2					34906-KWN-711	G15	78	8
12209-GB4-681	D4	29	1	16432-GFM-901	E6	47	9	19112-KWN-900	H5	84	3	30000				35010-KWN-710	H2	81	11
12209-GB4-682	D4	29	1	16433-HN8-A61	E6	47	10	19118-KWN-710	H5	84	4	30400-KZY-954	H2	81	1	35101-KWN-711	H2	81	12
12251-KZY-701	D2	27	3	16450-KZY-701	E6	47	11	19150-KWN-781	D12	37	7	30401-KWN-710	H2	81	2	35110-KZR-601	H2	81	13
12310-KZR-700	D1	26	1	16472-KPC-D50	E6	47	12	19200-KWN-901	D8	33	1	30510-KWN-711	H2	81	3	35121-KVY-900	H2	81	14
12361-035-000	E3	44	6	16700-KWN-711	G10	73	1	19220-KWN-901	D8	33	2	30515-KWN-710	D7	32	3	35160-KYZ-901	F3	50	5
12391-KZR-600	D1	26	2	16706-GGL-J01	G10	73	2	19226-KWN-900	D8	33	3	30520-GFM-900	H2	81	4	35162-KWN-901	F3	50	6
				16707-KWN-711	G10	73	3	19300-KWN-901	D8	33	4	30700-KWN-711	H2	81	5	35165-KWN-711	F3	50	7
13000				17000				19332-KWN-900	D12	37	8	31000				35170-KYZ-901	F3	50	8
13000-KZY-701	E5	46	1	17111-KZY-950	D2	27	5	19381-KWN-900	D8	33	5	31210-KZY-901	D9	34	1	35180-KYZ-901	F3	50	9
13011-KZY-700	E5	46	2	17112-KZY-700	D2	27	6	19416-KEY-900	D11	36	3	31220-KZY-901	D9	34	2	35190-KVG-901	H2	81	15
13021-KZY-700	E5	46	2	17119-KZY-700	D2	27	7		D12	37	9	31500-KGB-901	H1	80	1	35190-KWN-901	F3	50	10
13031-KZY-700	E5	46	2	17120-KWN-710	D2	27	8	19501-KZR-600	D12	37	10	31917-KPH-901	D2	27	11	35191-KVG-901	H2	81	16
13101-KZY-700	E5	46	3	17208-GR1-010	G11	74	1	19503-KWN-900	D12	37	11					35200-KYZ-901	F3	50	11
13102-KZY-700	E5	46	3	17213-KZR-600	G11	74	2	19504-KZR-600	D12	37	12					35202-KWN-901	F3	50	12
13103-KZY-700	E5	46	3	17215-KZR-600	G11	74	3	19510-KZY-700	D12	37	13								
13111-KGF-910	E5	46	4	17218-KWN-710	G11	74	4	19641-KWN-710	D11	36	4								
13115-KZY-700	E5	46	5	17219-KWN-710	D2	27	9												

# PART NO. INDEX

12

Part Number	Address	Page	Ref.	Part Number	Address	Page	Ref.	Part Number	Address	Page	Ref.	Part Number	Address	Page	Ref.	Part Number	Address	Page	Ref.
35205-KWN-711	F3	50	13	43472-KVB-900	G6	69	12	50000				53172-KWN-930	F3	50	20	64501-KWN-902ZW	F11	58	6
35340-KWN-711	F3	50	14	43503-KZ3-B01	F6	53	2					53175-KWN-900	F5	52	13	64501-KWN-902ZX	F11	58	6
35340-MM5-600	F5	52	1	43511-KS6-702	F6	53	3	50100-KZY-700	H4	83	3	53177-KWN-900	F3	50	21	64510-KZY-701ZN	F11	58	7
35345-KWN-711	F3	50	15	43512-MW0-006	F6	53	4	50301-GN5-901	F9	56	3	53178-KWN-930	F3	50	22	64510-KZY-960ZD	F11	58	8
35700-KWN-781	G13	76	1	43513-KWN-931	F6	53	5	50302-GN5-900	F9	56	4	53205-KWN-900	F8	55	6	64510-KZY-960ZE	F11	58	8
				43514-KS6-701	F6	53	6	50306-GN5-900	F9	56	5	53206-KWN-900	F8	55	7	64520-KWN-710ZB	F11	58	9
36000				43517-KS6-701	F6	53	7	50310-KWN-710	H4	83	4	53211-GN5-900	F9	56	6	64530-KWN-710	F15	62	8
								50320-KWN-931	F6	53	16	53212-GN5-900	F9	56	7				
36532-KZR-601	D2	27	12	44000				50350-KWN-710	H4	83	5	53214-GN5-900	F9	56	8	67000			
36533-KZR-601	D2	27	13					50352-KWN-710	H4	83	6	53215-GN5-900	F9	56	9				
				44301-KWW-640	G5	68	2	50500-KWN-710	G13	76	2	53219-KWN-710	F9	56	10	67100-KWN-640ZA	F12	59	10
37000				44311-KWN-700	G5	68	3	50503-KWN-900	G13	76	3	53220-GN5-850	F9	56	11				
				44620-KPH-950	G5	68	4	50505-GR1-710	G13	76	4					77000			
37200-KZY-953	F2	49	1	44650-KWN-710ZB	G5	68	5	50520-GW2-000	G13	76	5	61000							
37202-KWN-901	F2	49	2	44711-KWN-711	G5	68	6	50521-GBY-910	G13	76	6					77110-KWN-670	G8	71	2
37203-KWN-901	F2	49	3	44711-KWN-901	G5	68	6	50530-KWN-710	G13	76	7	61105-KVB-920ZA	H8	87	1	77115-KWN-900	G8	71	3
37210-KZY-953	F2	49	4					50542-KPH-970	G13	76	8	61110-KWN-930YA	F10	57	1	77200-KWN-711ZC	G8	71	4
37211-KWN-901	F2	49	5	45000				50543-KWN-710	G13	76	9	61110-KWN-930YB	F10	57	1	77200-KWN-711ZD	G8	71	4
37212-KWN-901	F2	49	6					50620-KWN-710	H4	83	7	61110-KWN-930ZJ	F10	57	1	77210-KWN-711ZC	G8	71	5
37700-HP5-601	E3	44	11	45107-MAJ-G41	G4	67	6	50621-KWN-710	H4	83	8	61112-KVG-900	F10	57	2	77210-KWN-711ZD	G8	71	5
37700-KZR-601	E3	44	11	45108-KWN-931	G4	67	7	50622-KWN-710	H4	83	9	61304-958-003	G8	71	1	77215-KW7-900	G8	71	6
37800-KWN-711	G10	73	16	45111-MAJ-G41	G4	67	8	50715-KWN-710	F16	63	2					77230-KWN-900	G8	71	7
37870-KZR-601	D2	27	14	45117-MAJ-G41	G4	67	9	50716-KWN-710	F16	63	3	64000				77234-GN2-000	G8	71	8
				45126-KWN-711	F5	52	2	50720-KWN-900	F16	63	4					77236-KEA-000	H6	85	2
38000				45127-KWN-711	F6	53	8	50730-KWN-900	F16	63	5	64105-KWN-640	F11	58	1	77237-KWN-900	G8	71	9
				45131-GZ0-006	G4	67	10					64255-KWN-900	F13	60	1	77241-KWN-711	G8	71	10
38119-MM8-000	G10	73	17	45132-166-016	G4	67	11	51000				64300-KWN-640ZN	F11	58	2	77500-KWN-900ZB	F13	60	3
38120-KWN-711	H2	81	17	45133-MA3-006	G4	67	12	51400-KWN-711	G3	66	1	64300-KWN-640ZP	F11	58	2	77500-KWN-900ZC	F13	60	3
38235-S04-003	H6	85	1	45150-KWN-641	G4	67	13	51401-KWN-711	G3	66	2	64300-KWN-640ZQ	F11	58	2	77504-SJ6-013	F13	60	4
38301-GN0-603	H2	81	18	45155-KWN-710	F5	52	3	51410-KWN-711	G3	66	3	64311-KWN-710ZB	F15	62	1	77505-KWN-900	F13	60	5
38306-KK4-000	H2	81	19	45157-KWN-930	F5	52	4	51412-KWN-711	G3	66	4	64311-KWN-710ZC	F15	62	1				
38501-KVZ-631	H2	81	20	45190-KWN-931	G4	67	14	51412-GC4-003	G3	66	5	64321-KWN-710ZB	F15	62	2	80000			
38501-KWN-901	H3	82	20	45207-MAJ-G41	G4	67	15	51412-KK4-003	G3	66	6	64321-KWN-710ZC	F15	62	2				
38502-KWN-701	H3	82	21	45215-KPH-951	G4	67	16	51420-KWN-711	G3	66	6	64325-KWN-900	F15	62	3	80106-KZR-601	G16	79	9
				45216-166-006	G4	67	17	51432-KM7-910	G3	66	7	64326-KWN-900	F15	62	4	80108-KZR-600	G16	79	10
42000				45351-KVG-901	G5	68	7	51437-GS3-003	G3	66	8	64336-KWN-900ZA	F11	58	3	80109-KWN-700	F12	59	11
				45351-KVG-902	G5	68	7	51454-KWN-711	G3	66	9	64337-KWN-710ZU	F11	58	4				
42311-KWN-900	G6	69	3	45351-KVG-951	G5	68	7	51456-355-003	G3	66	10	64337-KWN-710ZV	F11	58	4	81000			
42312-KWN-700	G6	69	4	45504-410-003	F5	52	5	51470-KWN-901	G3	66	11	64337-KWN-710ZW	F11	58	4				
42650-KWN-711ZB	G6	69	5					51490-KRM-852	G3	66	12	64338-KWN-710ZU	F13	60	2	81130-KWN-710ZB	F13	60	6
42711-KWN-781	G6	69	6	45510-KWN-305	F6	53	10	51500-KWN-711	G3	66	13	64338-KWN-710ZV	F13	60	2	81130-KWN-710ZC	F13	60	6
42711-KWN-901	G6	69	6	45510-KWN-781	F5	52	6	51520-KWN-711	G3	66	14	64338-KWN-710ZW	F13	60	2	81132-KWN-900	F13	60	7
42753-GM9-743	G5	68	1	45512-MA6-006	F5	52	7					64400-KWN-710ZB	G1	64	1	81133-KWN-710	F13	60	8
				45513-HA2-006	F5	52	8	52000				64400-KWN-710ZC	G1	64	1	81138-KWN-710ZB	F13	60	9
42753-KWF-901	G5	68	1	45517-166-006	F3	50	17					64405-KWN-710ZB	G1	64	2	81138-KWN-710ZC	F13	60	9
								52100-KWN-710	G6	69	13	64405-KWN-710ZC	G1	64	2	81141-KWN-900ZB	F13	60	10
				45518-GM9-711	F6	53	11	52400-KWN-711	G14	77	1	64412-KWN-900	G1	64	3	81141-KWN-900ZC	F13	60	10
43000				45520-GM9-711	F6	53	12	52485-KVY-901	G14	77	2	64431-KWN-900ZF	F15	62	5	81143-KWN-900	F13	60	11
				45520-MG7-006	F5	52	10	52486-GA7-003	G14	77	3	64431-KWN-900ZW	F15	62	5	81145-KWN-900	F13	60	12
43141-KWN-930	G6	69	8	45521-HA2-006	F5	52	11					64431-KWN-900ZX	F15	62	5	81200-KWN-780	G8	71	11
43151-329-000	G6	69	9	45530-471-831	F5	52	12	53000				64432-KWN-900ZF	F15	62	6	81250-KWN-711	G2	65	1
43352-568-003	G4	67	4	45530-KVY-911	F6	53	13					64432-KWN-900ZW	F15	62	6	81253-KWN-900	G2	65	2
43353-461-771	G4	67	5					53100-KWN-710	F8	55	1	64432-KWN-900ZX	F15	62	6	81265-KWN-900	G2	65	3
43410-KWN-900	G6	69	10	47000				53102-KWN-710	F8	55	2	64434-KWN-710ZB	F15	62	7	81290-KWN-900	G2	65	4
43440-KWN-711	F3	50	16					53110-KWN-710	F8	55	3	64434-KWN-710ZC	F15	62	7	81320-KWN-711	H1	80	2
43450-KWN-711	F6	53	1	47602-KWN-931	F6	53	14	53130-KWN-900	F8	55	4	64440-KWN-710	G1	64	4	81321-KWN-710	H1	80	3
43455-KWN-900	D11	36	8	47604-KWN-931	F6	53	15	53131-KR8-000	F8	55	5	64450-KWN-710	G1	64	5				
43456-KWN-710	H4	83	2					53140-KWN-900	F3	50	18	64455-KWN-711	G1	64	6				
43459-GN5-760	G6	69	11					53166-KWN-900	F3	50	19	64500-KZY-701ZJ	F11	58	5				

4



# PART NO. INDEX

13

Part Number	Address	Page	Ref.	Part Number	Address	Page	Ref.	Part Number	Address	Page	Ref.	Part Number	Address	Page	Ref.	Part Number	Address	Page	Ref.
83000				90000				90304-KGH-901	G16	79	13	91005-KZR-602	E4	45	17	93892-05020-07	F4	51	33
83550-KWN-902ZH G1	64	7		90001-KWR-000	D9	34	3		F8	55	11	91006-KAB-004	D16	41	11	93892-05025-07	F4	51	34
83550-KWN-902ZW G1	64	7			E3	44	12	90304-MJO-920	H4	83	12	91006-KZR-601	D16	41	12	93893-04012-17	F5	52	20
83550-KWN-902ZX G1	64	7			G16	79	11	90305-GEE-710	G12	75	6	91006-KZR-602	D16	41	12	93894-05014-00	F1	48	10
83650-KWN-902ZH G1	64	8		90002-KWB-600	D4	29	13		G11	74	12	91008-KZR-601	E4	45	18	93901-24320	H3	82	26
83650-KWN-902ZU G1	64	8		90003-KWN-900	D10	35	3	90305-KWN-701	H1	80	5	91008-KZR-602	E4	45	18	93901-24480	G15	78	11
83650-KWN-902ZV G1	64	8		90004-GHB-660	D12	37	15	90306-KWN-701	G6	69	15	91009-KVY-961	D14	39	19	93903-22480	F2	49	9
				90004-KGF-910	D2	27	15	90401-KWN-900	G5	68	9	91009-KWN-901	D16	41	11	93903-24480	D11	36	11
84000				90005-KY7-000	D6	31	7	90401-KWN-900	D13	38	7	91051-KZR-601	G6	69	17	93903-25310	F2	49	10
84100-KWN-901 G8	71	12		90005-MEJ-000	D2	27	16	90439-KWZ-900	D9	34	4	91052-KVB-901	G5	68	10	93903-25320	F12	59	19
84155-KZY-710ZA G8	71	13		90012-KWB-600	D4	29	14	90441-GY6-940	D14	39	16	91052-KVB-902	G5	68	10	93903-25480	G11	74	13
84155-KZY-710ZB G8	71	13		90031-KWN-900	E1	42	12	90463-ML7-000	D7	32	4	91052-KVB-S51	G5	68	10	93903-34320	F14	61	15
84155-KZY-710ZC G8	71	13		90032-KWN-900	E3	44	13	90483-KWN-900	D2	27	17	91053-MV1-003	G7	70	17		G15	78	12
84601-HA7-670 D12	37	14		90036-KZR-600	E1	42	13	90495-MM5-000	D16	41	9	91109-KVY-901	D14	39	18	93903-34380	F14	61	16
				90083-KVB-900	D4	29	15		E3	44	14	91201-434-003	D16	41	13	93903-34420	F12	59	20
86000				90101-KWN-900	F4	51	27	90501-KPH-880	F8	55	12	91201-KWN-901	E1	42	16		F14	61	17
					F5	52	14	90502-KWN-670	F8	55	13	91202-KWN-901	E4	45	19		F15	62	13
86101-KZY-710ZA H8	87	2		90101-MT4-000	H3	82	22	90504-KWN-900	F12	59	13	91203-KWN-901	E4	45	20		G1	64	12
86101-KZY-710ZB H8	87	2		90103-GET-003	D12	37	16	90505-KPH-880	F8	55	14	91204-KWN-900	D16	41	14	93903-34480	F12	59	21
86101-KZY-710ZC H8	87	2		90103-KZR-701	F4	51	28	90507-921-000	F8	55	15	91211-KN7-671	D14	39	20		G16	79	16
86150-KPG-901 F2	49	7		90104-KZ3-B00	G1	64	9	90544-283-000	G3	66	16	91212-422-006	F6	53	22	93911-24310	F1	48	11
86150-KPG-902 F2	49	7		90105-KGH-900	G5	68	8	90545-300-000	F5	52	17	91251-KPH-901	G5	68	11				
86150-KTJ-C60 F4	49	7		90105-KVY-900	H4	83	10	90601-354-000	F6	53	20	91252-KZR-601	G7	70	18	94000			
86170-KZR-600 H8	87	3		90106-GCC-C50	H4	83	11	90605-166-720	G3	66	17	91253-KZR-601	G7	70	19	94001-06000-0S	G8	71	16
86531-KYZ-710ZA H8	87	4		90106-KWN-901	F2	49	8	90650-KW3-000	D14	39	17	91254-GAA-003	G3	66	18	94001-10000-0S	G14	77	4
				90107-MM5-000	F8	55	8	90651-KZR-601	G1	64	11	91301-GGL-J01	E6	47	14	94030-08280	D2	27	21
87000				90108-KZL-860	G13	76	10	90651-KZR-601	G6	69	16	91301-KRJ-901	D2	27	18	94030-12200	D15	40	23
87120-KWN-900ZA H8	87	5		90111-187-000	G2	65	5	90651-MA5-671	F5	52	18	91302-KWN-900	D8	33	8	94030-14200	D13	38	8
87125-KZY-700 H8	87	6		90111-MR5-000	H3	82	23	90652-KVB-900	F6	53	21	91303-KFO-003	E4	45	22	94050-06000	F5	52	21
87135-KWN-900 H8	87	7		90112-KVB-900	G6	69	14	90653-HW3-671	D11	36	9	91306-MG3-000	D6	31	8		G8	71	17
87140-KWN-900 H8	87	8		90114-GEV-712	F6	53	17		F12	59	14	91307-035-000	E1	42	17		G10	73	19
87503-KVB-860 H7	86	1		90114-KGH-900	F5	52	15	90661-KPH-701	G2	65	7	91307-PLC-004	D2	27	19	94050-12000	D9	34	5
87504-KVB-860 H7	86	2		90115-KWN-700	F4	51	29	90666-SDA-A01	G10	73	18	91351-642-000	D15	40	21	94101-06000	F6	53	23
87505-KZY-710 H7	86	3		90116-383-721	G3	66	15		F13	60	13	91351-GR1-000	D15	40	22		F16	63	6
87506-KGH-970 H7	86	4		90116-KVB-900	F15	62	9	90672-SA0-003	G8	71	14	91356-GBB-003	G3	66	19	94101-10000	G7	70	20
87509-KWP-900 H7	86	5			H1	80	4		F4	51	32	91455-KEA-000	F8	55	16		G14	77	5
87560-KVB-860 H7	86	6			H5	84	5		G16	79	14					94101-10800	G13	76	13
87701-KVB-860 H7	86	7		90120-HC4-000	F8	55	9	90677-KAN-T00	F12	59	16	92000				94103-06000	G8	71	18
				90131-883-000	E1	42	14		H1	80	6					94109-12000	E1	42	18
				90131-KWN-900	G4	67	18	90678-MR1-690	D12	37	17	92101-06020-4J	H3	82	25	94201-16120	F16	63	7
				90145-MS9-612	F5	52	16	90683-GAZ-003	G2	65	8					94201-30200	G13	76	14
88000					F6	53	18	90701-KWN-901	D8	33	7	93000				94301-08100	D8	33	9
88114-KWN-900 F3	50	23		90147-KVY-900	G13	76	11		D12	37	18						D10	35	4
88115-KWN-900 F3	50	24		90164-KZL-A00	H3	82	24	90701-MF5-003	D12	37	19	93401-06025-08	D12	37	20		E1	42	19
88210-KWN-900 F3	50	25		90191-KWB-600	F8	55	10	90702-KWN-900	D12	37	19	93404-06012-00	D2	27	20	94301-08140	D11	36	12
88220-KWN-900 F4	51	26		90202-KN7-670	D14	39	15	90741-003-010	E1	42	15		F1	48	9	94301-10120	D16	41	15
				90203-KVB-900	G13	76	12		E5	46	6		F13	60	14	94301-10160	D2	27	22
				90206-001-000	D4	29	16	91000					F15	62	11		D7	32	5
89000				90301-GEV-711	F6	53	19						G2	65	9	94520-28000	D15	40	24
89102-538-000 H6	85	3		90301-KWN-901	G15	78	9	91001-KCW-003	D14	39	18		G15	78	10	94520-40000	G6	69	16
89103-538-000 H6	85	4			G16	79	12	91002-GA7-701	D14	39	19		G16	79	15				
89211-KWW-640 H6	85	5		90302-435-761	F4	51	30	91002-KZR-602	E3	44	15	93404-06012-07	F12	59	17	95000			
89216-KPP-900 H6	85	6		90302-KZR-701	F4	51	31	91003-KZR-601	E3	44	16		F15	62	12	95002-02080	H1	80	7
89219-KGH-900 H6	85	7		90302-SA4-003	F1	48	8	91003-KZR-602	E3	44	16	93404-08016-00	H4	83	13	95002-02100	H5	84	6
					F12	59	12	91004-KZR-601	D16	41	10	93414-06012-07	F12	59	18	95002-02130	G11	74	14
					F15	62	10	91004-KZR-602	D16	41	10	93600-04012-1G	F5	52	19	95002-41050-08	D12	37	21
					G1	64	10	91005-KVB-900	D11	36	10	93891-05008-07	G8	71	15	95002-41200-08	G11	74	15
					G2	65	6	91005-KZR-601	E4	45	17	93892-05012-18	E6	47	15				

# PART NO. INDEX

I 4

Part Number	Address	Page	Ref.	Part Number	Address	Page	Ref.	Part Number	Address	Page	Ref.	Part Number	Address	Page	Ref.	Part Number	Address	Page	Ref.
95002-50000	D16	41	16	96001-06028-00	D11	36	14												
95002-80000	E4	45	23	96001-06040-00	D11	36	15												
	G11	74	16	96001-06065-00	D11	36	16												
95012-12001	H1	80	8	96211-08000	F16	63	10												
95015-32001	G7	70	21	96600-08032-00	F8	55	17												
95015-81000	F16	63	8	96700-06032-00	D9	34	6												
95701-06012-00	F4	51	35																
	F5	52	22	98000															
	G10	73	20																
	H3	82	27	98200-41000	H3	82	30												
	H4	83	14	98200-41500	H3	82	31												
95701-06012-08	G9	72	19	98200-43000	H3	82	32												
95701-06014-00	D2	27	23																
	D7	32	6																
	E1	42	20																
	H4	83	15																
95701-06016-00	D12	37	22																
	E4	45	24																
	F4	51	36																
	F6	53	24																
	F10	57	3																
	H3	82	28																
95701-06016-08	F7	54	25																
95701-06022-00	D1	26	3																
	D6	31	9																
	D8	33	10																
	E6	47	16																
95701-06025-00	E1	42	21																
	G10	73	21																
	G11	74	17																
95701-06040-00	D2	27	24																
	D8	33	11																
95701-06065-00	E1	42	22																
95701-06080-00	E1	42	23																
95701-06095-00	D2	27	25																
95701-06130-00	E2	43	24																
95701-08012-00	H3	82	29																
95701-08016-00	E4	45	25																
95701-08028-00	G9	72	20																
95701-08040-07	G9	72	21																
95701-08045-00	D16	41	17																
95701-08055-00	D16	41	18																
95701-10040-00	G7	70	22																
95701-10065-07	G12	75	7																
95801-06016-02	G12	75	8																
95801-06022-08	G9	72	22																
95801-08020-00	F16	63	9																
95801-08032-00	G14	77	6																
95801-08045-08	H4	83	16																
95801-10050-08	F9	56	12																
96000																			
96001-06012-00	F7	54	26																
96001-06014-00	F7	54	27																
96001-06016-00	D8	33	12																
	E2	43	25																
96001-06016-07	D12	37	23																
96001-06018-07	D11	36	13																

4

# PART NAME INDEX

J 1

Part name	Address	Page	Ref.	Part name	Address	Page	Ref.	Part name	Address	Page	Ref.
[ A ]				BOLT-WASHER, 8X16 .....	H4	83	13	BOLT, FLANGE, 6X65 .....	D11	36	16
ARM COMP., EX. VALVE ROCKER ..	D4	29	5	BOLT A, STUD, 8X200.5 .....	E1	42	12	BOLT, FLANGE, 6X80 .....	E1	42	23
ARM COMP., IN. VALVE ROCKER ..	D4	29	4	BOLT B, ADAPTER, 10MM .....	F4	51	28	BOLT, FLANGE, 6X95 .....	D2	27	25
ARM, L. PILLION STEP .....	F16	63	5	BOLT B, STUD, 8X206 .....	E3	44	13	BOLT, FLANGE, 8X12 .....	H3	82	29
ARM, RR. BRAKE .....	G6	69	10	BOLT, BRAKE DISK, 8X24 .....	G5	68	8	BOLT, FLANGE, 8X16 .....	E4	45	25
ARM, R. PILLION STEP .....	F16	63	4	BOLT, DRAIN .....	D12	37	16	BOLT, FLANGE, 8X20 .....	F16	63	9
AXLE, FR. WHEEL .....	G5	68	2	BOLT, DRAIN PLUG, 12X15 .....	E1	42	14	BOLT, FLANGE, 8X28 .....	G4	67	18
[ B ]				BOLT, FLANGE SOCKET, 6X22 .....	F4	51	27	BOLT, FLANGE, 8X32 .....	G9	72	20
BACKREST ASSY. ....	G8	71	5	BOLT, FLANGE, 10X238 .....	F5	52	14	BOLT, FLANGE, 8X32 .....	G14	77	6
BAG, TOOL, 160MM .....	H6	85	7	BOLT, FLANGE, 10X270 .....	H4	83	10	BOLT, FLANGE, 8X40 .....	G9	72	21
BALL SET, STEEL, #6X23 .....	F9	56	1	BOLT, FLANGE, 10X40 .....	G7	70	22	BOLT, FLANGE, 8X45 .....	D16	41	17
BALL SET, STEEL, #6X29 .....	F9	56	2	BOLT, FLANGE, 10X50 .....	F8	55	9	BOLT, FLANGE, 8X55 .....	H4	83	16
BALL, STEEL, #8 .....	F16	63	10	BOLT, FLANGE, 10X65 .....	F9	56	12	BOLT, FLANGE, 8X55 .....	D16	41	18
BAND B1, BATTERY .....	H1	80	8	BOLT, FLANGE, 10X12 .....	G12	75	7	BOLT, HANDLE LEVER PIVOT .....	F4	51	29
BAND B1, WIRE .....	F3	50	4	BOLT, FLANGE, 5X12 .....	D4	29	13	BOLT, HEX., 6X20 .....	F5	52	15
BAND, AIR CLEANER CONNECTING				BOLT, FLANGE, 6MM .....	F15	62	9	BOLT, OIL, 10X22 .....	F5	52	16
TUBE	G11	74	10	BOLT, FLANGE, 6X12 .....	G2	65	5	BOLT, PIN .....	F6	53	18
BAND, INSULATOR .....	D2	27	10	BOLT, FLANGE, 6X12 .....	H1	80	4	BOLT, PIN .....	G4	67	10
BAND, WIRE .....	G1	64	11	BOLT, FLANGE, 6X12 .....	H5	84	5	BOLT, PIVOT .....	F6	53	17
BAR COMP., SIDE STAND .....	G13	76	7	BOLT, FLANGE, 6X12 .....	F4	51	35	BOLT, RADIATOR DISTANCE .....	E1	42	13
BASE, L. INNER LID .....	F13	60	12	BOLT, FLANGE, 6X12 .....	F5	52	22	BOLT, RECESSED, 5X22 .....	D2	27	16
BASE, RR. CARRIER .....	G8	71	11	BOLT, FLANGE, 6X12 .....	F7	54	26	BOLT, SIDE STAND PIVOT .....	G13	76	10
BASE, RR. WINKER .....	G16	79	3	BOLT, FLANGE, 6X12 .....	G9	72	19	BOLT, SOCKET KNOCK, 5MM .....	D4	29	15
BASE, STATOR .....	E1	42	7	BOLT, FLANGE, 6X12 .....	G10	73	20	BOLT, SOCKET, 5X9 .....	H3	82	23
BATTERY .....	H1	80	1	BOLT, FLANGE, 6X12 .....	H3	82	27	BOLT, SOCKET, 6X18 .....	D9	34	3
BEARING COMP. ....	D11	36	10	BOLT, FLANGE, 6X12 .....	H4	83	14	BOLT, SOCKET, 6X18 .....	E3	44	12
BEARING, NEEDLE, 20X29X18 ....	D14	39	18	BOLT, FLANGE, 6X130 .....	E2	43	24	BOLT, SOCKET, 6X32 .....	G16	79	11
BEARING, RADIAL BALL SPECIAL,				BOLT, FLANGE, 6X14 .....	D2	27	23	BOLT, SOCKET, 8X27 .....	D9	34	6
6207	E3	44	15	BOLT, FLANGE, 6X14 .....	D7	32	6	BOLT, SOCKET, 8X27 .....	G3	66	15
BEARING, RADIAL BALL,				BOLT, FLANGE, 6X16 .....	E1	42	20	BOLT, SOCKET, 8X32 .....	F8	55	17
6205-2NSG	D16	41	11	BOLT, FLANGE, 6X16 .....	F7	54	27	BOLT, SPECIAL, 6X23.5 .....	D10	35	3
BEARING, RADIAL BALL, 6201 ...	D16	41	12	BOLT, FLANGE, 6X16 .....	H4	83	15	BOLT, STUD, 7X17 .....	D2	27	15
BEARING, RADIAL BALL, 6201U ..	G5	68	10	BOLT, FLANGE, 6X16 .....	D12	37	22	BOLT, SWITCH SETTING .....	G13	76	11
BEARING, RADIAL BALL, 6201(U) ..	G5	68	10	BOLT, FLANGE, 6X16 .....	E2	43	25	BOOT B .....	G4	67	12
BEARING, RADIAL BALL, 6202 ...	D16	41	10	BOLT, FLANGE, 6X16 .....	E4	45	24	BOOT COMP. ....	F5	52	5
BEARING, RADIAL BALL, 6203UU ..	G6	69	17	BOLT, FLANGE, 6X16 .....	F4	51	36	BOOT, L. LEVER .....	F6	53	9
BEARING, RADIAL BALL, 6204 ...	G7	70	17	BOLT, FLANGE, 6X16 .....	F6	53	24	BOOT, MIRROR .....	F3	50	21
BEARING, RADIAL BALL, 6205 UU	E3	44	16	BOLT, FLANGE, 6X16 .....	F7	54	25	BOOT, PIN BUSH .....	G4	67	11
BEARING, RADIAL BALL, 6301 ...	D16	41	11	BOLT, FLANGE, 6X16 .....	F10	57	3	BOSS, DRIVE FACE .....	D13	38	3
BEARING, RADIAL BALL, 6302 ...	E4	45	17	BOLT, FLANGE, 6X16 .....	G12	75	8	BOX, BATTERY .....	H1	80	2
BEARING, RADIAL BALL, 6902U ..	E4	45	18	BOLT, FLANGE, 6X18 .....	H3	82	28	BOX, LUGGAGE .....	G2	65	1
BELT, DRIVE .....	D14	39	19	BOLT, FLANGE, 6X18 .....	D11	36	13	BRACKET COMP., L. PILLION STEP	F16	63	3
BODY COMP., FRAME .....	H4	83	3	BOLT, FLANGE, 6X22 .....	D1	26	3	BRACKET COMP., R. PILLION STEP	F16	63	2
BODY SET .....	E6	47	7	BOLT, FLANGE, 6X22 .....	D6	31	9	BRACKET SUB ASSY., L. FR. ....	G4	67	14
BOLT-WASHER, 6X12 .....	D2	27	20	BOLT, FLANGE, 6X22 .....	D8	33	10	BRACKET, L. HANDLE LEVER .....	F3	50	20
	F1	48	9	BOLT, FLANGE, 6X22 .....	D12	37	15	BULB, HEADLIGHT .....	F1	48	7
	F12	59	17	BOLT, FLANGE, 6X22 .....	E6	47	16	BULB, POSITION .....	F1	48	5
				BOLT, FLANGE, 6X22 .....	G9	72	22	BULB, STOP & TAILLIGHT .....	G15	78	2
				BOLT, FLANGE, 6X25 .....	E1	42	21	BULB, WINKER .....	G15	78	8
	F13	60	14	BOLT, FLANGE, 6X25 .....	G10	73	21	BULB, WINKER .....	F1	48	6
	F15	62	11	BOLT, FLANGE, 6X25 .....	G11	74	17	BUSH, ENGINE HANGER RUBBER ....	G16	79	1
				BOLT, FLANGE, 6X28 .....	D11	36	14	BUSH, MAINSTAND .....	E1	42	2
	G2	65	9	BOLT, FLANGE, 6X32 .....	G6	69	14	BUSH, RR. CUSHION UNDER RUBBER	E3	44	4
	G15	78	10	BOLT, FLANGE, 6X40 .....	D2	27	24				
	G16	79	15		D8	33	11				
BOLT-WASHER, 6X25 .....	D12	37	20		D11	36	15				

# PART NAME INDEX

J 2

Part name	Address	Page	Ref.	Part name	Address	Page	Ref.	Part name	Address	Page	Ref.
BUSH, RR. CUSHION UNDER RUBBER	G6	69	2	CLIP, SNAP FITTING .....	F12	59	15	COVER, UNDER .....	F15	62	8
BUSH, RUBBER .....	G14	77	2		F13	60	13	CRANKCASE COMP., L. ....	E3	44	2
					G8	71	14	CRANKCASE COMP., R. ....	E1	42	1
[ C ]				CLIP, TRIM .....	G2	65	8	CRANKSHAFT COMP. ....	E5	46	1
CABLE COMP., RR. BRAKE FIRST .	F3	50	16	CLIP, TUBE .....	D16	41	16	CUP COMP., MASTER CYLINDER OIL	F6	53	3
CABLE COMP., RR. BRAKE SECOND	F6	53	1		E4	45	23	CUSHION ASSY., RR. ....	G14	77	1
CABLE COMP., SEAT LOCK .....	G8	71	10		G11	74	14	CYLINDER COMP. ....	D7	32	1
CABLE COMP., THROTTLE .....	F3	50	1		H1	80	7	CYLINDER SET, MASTER .....	F5	52	12
CABLE, FUEL LID .....	G1	64	6		H5	84	6		F6	53	13
CALIPER SUB ASSY., L. FR. ....	G4	67	13	COIL COMP., IGNITION .....	H2	81	3	CYLINDER SUB ASSY., FR. BRAKE			
CAMSHAFT COMP. ....	D4	29	2	COLLAR .....	D11	36	3	MASTER	F5	52	6
CAM, RR. BRAKE .....	G6	69	8		D12	37	9	CYLINDER SUB ASSY., MASTER ....	F6	53	10
CAP ASSY., NOISE SUPPRESSOR ..	H2	81	5	COLLAR A, HANDLE SETTING .....	F8	55	12				
CAP COMP., FUEL FILLER .....	G10	73	13	COLLAR B, HANDLE SETTING .....	F8	55	14	[ D ]			
CAP COMP., RADIATOR .....	D12	37	3	COLLAR B, RR. WHEEL SIDE .....	G6	69	4	DIAPHRAGM .....	F5	52	10
CAP, BLEEDER .....	G4	67	5	COLLAR, AIR CLEANER SETTING ...	G11	74	1		F6	53	12
CAP, DUMMY .....	H2	81	9	COLLAR, FR. AXLE DISTANCE .....	G5	68	4	DISK, FR. BRAKE .....	G5	68	7
				COLLAR, FR. FENDER .....	F10	57	2	DOWEL PIN, 10X12 .....	D16	41	15
CAP, LOCK NUT .....	F3	50	24	COLLAR, FR. WHEEL SIDE .....	G5	68	3	DOWEL PIN, 10X16 .....	D2	27	22
CAP, L. COVER .....	D11	36	5	COLLAR, MUFLER PROTECTOR .....	G12	75	4		D7	32	5
CAP, MASTER CYLINDER .....	F5	52	8	COLLAR, RR. WHEEL SIDE .....	G6	69	3	DOWEL PIN, 8X10 .....	D8	33	9
	F6	53	5	COLLAR, RUBBER BUSH .....	G14	77	3		D10	35	4
CAP, RESERVE TANK .....	H5	84	1	COLLAR, SEAL .....	D14	39	13		E1	42	19
CAP, SOCKET BOLT, 8MM .....	F8	55	16	COLLAR, SILENCER .....	G10	73	15	DOWEL PIN, 8X14 .....	D11	36	12
CAP, TAPPET ADJUSTING HOLE ...	E3	44	6	COLLAR, SPRING .....	D14	39	14	DOWEL PIN, SPECIAL, 6.3X10X30	E1	42	15
CASE ASSY. ....	F2	49	6	CONNECTOR .....	F6	53	2	DRIVER, SCREW .....	H6	85	3
CASE COMP., L. FR. BOTTOM ....	G3	66	14	CONTROL UNIT, ENGINE .....	H2	81	1	DUCT, AIR CLEANER .....	G11	74	3
CASE COMP., R. FR. BOTTOM ....	G3	66	6	CORD COMP., OXYGEN SENSOR ....	D2	27	13	DUCT, L. COVER .....	D11	36	4
CASE COMP., TRANSMISSION .....	D16	41	3	CORD, CLAMP .....	F1	48	3	DUST SEAL .....	G10	73	6
CASE SUB ASSY., AIR CLEANER ..	G11	74	6	COTTER, VALVE .....	D4	29	12	DUST SEAL, 21X37X7 .....	G5	68	11
CATCH COMP., SEAT .....	G8	71	7	COUNTERSHAFT .....	D16	41	6	DUST SEAL, 25X35X6 .....	G7	70	19
CHAIN, CAM .....	D6	31	1	COVER COMP., CYLINDER HEAD ...	D1	26	1	DUST SEAL, 25X40X5 .....	G7	70	18
CHECKER .....	G10	73	12	COVER COMP., LICENSE .....	G15	78	5	DUST SEAL, STEERING HEAD .....	F9	56	8
CIRCLIP .....	F5	52	18	COVER COMP., RADIATOR .....	D12	37	7				
	F6	53	21	COVER COMP., WATER PUMP .....	D8	33	2	[ E ]			
CIRCLIP, 7MM .....	D14	39	17	COVER SET, CENTER .....	G1	64	1	ELEMENT SET, AIR CLEANER .....	G11	74	5
CIRCLIP, INTERNAL, 28MM .....	D15	40	24	COVER SET, INNER .....	F13	60	6	EMBLEM, FR. COVER .....	H8	87	6
CIRCLIP, INTERNAL, 32MM .....	D11	36	9	COVER SET, L. BODY .....	G1	64	8	EMBLEM, L. BODY COVER .....	H8	87	8
CIRCLIP, INTERNAL, 40MM .....	G6	69	16	COVER SET, L. FR. ....	F11	58	7	EMBLEM, PRODUCT .....	F2	49	7
CIRCLIP, RR. MASTER CYLINDER .	F6	53	7					EMBLEM, R. BODY COVER .....	H8	87	7
CLAMPER A, BRAKE HOSE .....	F5	52	3	COVER SET, RR. GRAB RAIL .....	G8	71	13				
CLAMPER A, RR. BRAKE CABLE ....	H4	83	2	COVER SET, R. BODY .....	G1	64	7	[ F ]			
CLAMPER A, THROTTLE CABLE ....	F3	50	2	COVER SET, R. FR. ....	F11	58	5	FACE COMP., MOVABLE DRIVE .....	D13	38	4
CLAMPER B, BRAKE HOSE .....	F5	52	4	COVER SUB ASSY., AIR CLEANER ..	G11	74	8	FACE SET, DRIVEN .....	D14	39	8
CLAMPER B, RR. BRAKE CABLE ...	D11	36	8	COVER, BATTERY .....	G2	65	4	FACE SET, MOVABLE DRIVEN .....	D14	39	9
CLAMPER, A.C. GENERATOR CORD .	E1	42	10	COVER, BATTERY TERMINAL .....	H2	81	8	FACE, DRIVE .....	D13	38	2
CLAMPER, BREATHER TUBE .....	D2	27	9	COVER, CABLE .....	H2	81	16	FAN COMP., COOLING .....	D12	37	13
CLAMP B, THROTTLE CABLE .....	F3	50	3	COVER, ENGINE CONTROL UNIT ....	H2	81	2	FENDER ASSY., RR. INNER .....	G16	79	9
CLAMP, MASTER CYLINDER OIL				COVER, FR. HANDLE .....	F8	55	6	FENDER SET, FR. ....	F10	57	1
HOSE	F6	53	6	COVER, FR. LOWER .....	F11	58	9	FILTER SET .....	G10	73	3
CLAMP, TUBE .....	D12	37	21	COVER, L. SIDE .....	D11	36	1	FLYWHEEL COMP. ....	D9	34	1
	G11	74	15		F15	62	6	FORK ASSY., L. FR. ....	G3	66	13
CLAMP, WATER HOSE, 21MM .....	D12	37	19	COVER, MASTER CYLINDER .....	F6	53	14	FORK ASSY., R. FR. ....	G3	66	1
CLAMP, WATER HOSE, 24MM .....	D8	33	7	COVER, METER PANEL .....	F13	60	2	FUEL UNIT .....	G10	73	16
	D12	37	18	COVER, RR. HANDLE .....	F8	55	7	FUSE, MINI .....	H3	82	30
CLIP, HOSE .....	D12	37	17	COVER, R. FR. ....	F11	58	6				
CLIP, PIPE .....	G10	73	18	COVER, R. SIDE .....	F15	62	5				
CLIP, PISTON PIN, 14MM .....	E5	46	5	COVER, SEAT CATCH .....	G8	71	9				

# PART NAME INDEX

J 3

Part name	Address	Page	Ref.	Part name	Address	Page	Ref.	Part name	Address	Page	Ref.
FUSE, MINI .....	H3	82	32	INSULATOR, THROTTLE BODY .....	D2	27	6	[ N ]			
[ G ]				[ J ]				NUT, BRAKE ROD ADJUSTING .....	G6	69	11
GASKET, CYLINDER .....	D7	32	2	JOINT B, BRAKE ARM .....	G7	70	21	NUT, CAP, 7MM .....	G12	75	6
GASKET, CYLINDER HEAD .....	D2	27	3	JOINT COMP., INJECTOR .....	E6	47	13	NUT, CLIP, 5MM .....	F12	59	16
GASKET, CYLINDER HEAD COVER ..	D1	26	2	JOINT COMP., WATER HOSE .....	D12	37	1	NUT, CLIP, 6MM .....	H1	80	6
GASKET, EX. PIPE .....	G12	75	1	JOINT, FUEL TUBE .....	G10	73	7	NUT, CLIP, 6MM .....	G11	74	12
GASKET, L. COVER .....	D11	36	2					NUT, CLIP, 6MM .....	H1	80	5
GASKET, STATOR BASE .....	E1	42	8	[ K ]				NUT, FENDER SETTING .....	D12	37	14
GASKET, TENSIONER LIFTER .....	D6	31	5	KEY SET .....	H2	81	11	NUT, FLANGE, 12MM .....	D9	34	5
GASKET, TRANSMISSION CASE .....	D16	41	4	KEY, BLANK .....	H2	81	14	NUT, FLANGE, 6MM .....	F5	52	21
GASKET, WATER PUMP COVER .....	D8	33	3	KEY, WOODRUFF, 4MM .....	E5	46	6		G8	71	17
GAUGE, OIL LEVEL .....	E1	42	9						G10	73	19
GEAR COMP., FINAL .....	D16	41	8	[ L ]				NUT, HEX., 10MM .....	F4	51	31
GEAR, COUNTER .....	D16	41	7	LABEL, AIR CLEANER ELEMENT					G14	77	4
GEAR, OIL PUMP DRIVEN .....	D10	35	2	NOTICE	H7	86	5	NUT, HEX., 12MM .....	D15	40	23
GRILL ASSY., FR. ....	F11	58	2	LABEL, COOLANT INFORMATION ....	H7	86	1	NUT, HEX., 14MM .....	D13	38	8
GRIP .....	H6	85	4	LABEL, DRIVE CAUTION .....	H7	86	6	NUT, HEX., 5MM .....	F4	51	30
GRIP COMP., THROTTLE .....	F3	50	18	LABEL, MAINTENANCE CAUTION ....	H7	86	7	NUT, HEX., 6MM .....	G8	71	16
GRIP, L. HANDLE .....	F3	50	19	LABEL, RADIATOR CAP .....	D12	37	4	NUT, HEX., 8MM .....	D2	27	21
GROMMET, HORN STAY .....	G10	73	17	LABEL, REPLACEMENT INFORMATION	H7	86	2	NUT, SIDE STAND .....	G13	76	12
GROMMET, SPEED SENSOR				LABEL, TIRE .....	H7	86	3	NUT, SPECIAL, 28MM .....	D14	39	15
PROTECTOR	E3	44	10	LENS ASSY. ....	F2	49	5	NUT, SPECIAL, 6X7 .....	G8	71	1
GUARD, RR. SPLASH .....	G2	65	3	LENS, L. RR. WINKER .....	G16	79	6	NUT, SPRING, 4MM .....	F1	48	8
GUIDE, CAM CHAIN .....	D6	31	6	LENS, R. RR. WINKER .....	G16	79	4		F12	59	12
GUIDE, VALVE .....	D2	27	2	LEVER, L. STEERING HANDLE ....	F3	50	22		F15	62	10
[ H ]				LEVER, R. STEERING HANDLE ....	F5	52	13		G1	64	10
HARNESS, WIRE .....	H2	81	6	LID, FUEL .....	G1	64	2	NUT, SQUARE, 5MM .....	D2	27	4
HEADLIGHT UNIT .....	F1	48	1	LID, LUGGAGE BOX .....	G2	65	2	NUT, STEERING STEM LOCK .....	F9	56	5
HEAD ASSY., CYLINDER .....	D2	27	1	LID, L. INNER POCKET .....	F13	60	10	NUT, TAPPET ADJUSTING .....	D4	29	16
HINGE ASSY., FUEL LID .....	G1	64	5	LID, PLUG MAINTENANCE .....	F15	62	7	NUT, U, 10MM .....	F8	55	11
HINGE ASSY., SEAT .....	G8	71	2	LID, R. INNER MAINTENANCE ....	F13	60	9		H4	83	12
HINGE, INNER POCKET .....	F13	60	11	LIFTER ASSY., TENSIONER .....	D6	31	3	NUT, U, 12MM .....	G5	68	9
HOLDER, HANDLE PIPE UPPER ....	F8	55	5	LIGHT ASSY., LICENSE .....	G15	78	4	NUT, U, 16MM .....	G6	69	15
HOLDER, HANDLE UNDER .....	F8	55	4	LINK ASSY., ENGINE HANGER ....	H4	83	5	NUT, U, 5MM .....	G15	78	9
HOLDER, MASTER CYLINDER .....	F3	50	17	LOCK ASSY., FUEL LID .....	G1	64	4		G16	79	12
	F5	52	9	LOCK SET, DOCUMENT .....	F13	60	3	NUT, U, 6MM .....	F6	53	19
HORN COMP. ....	H2	81	17					[ O ]			
HOSE A, WATER .....	D12	37	10	[ M ]				OIL SEAL, 14X20X3.2 .....	D16	41	13
HOSE B, WATER .....	D12	37	11	MARK .....	H8	87	1	OIL SEAL, 20X32X6 .....	E4	45	20
HOSE COMP., CBS .....	F6	53	8					OIL SEAL, 20.8X32X6 .....	E1	42	16
HOSE COMP., FR. BRAKE .....	F5	52	2	MARK, BATTERY CAUTION .....	H7	86	4	OIL SEAL, 26X45X6 .....	E4	45	19
HOSE COMP., FUEL FEED .....	G10	73	10	MARK, ENGINE .....	H8	87	3	OIL SEAL, 34X52X7 .....	D16	41	14
HOSE C, WATER .....	D8	33	6	MARK, HONDA .....	H8	87	2	O-RING .....	D8	33	5
HOSE, BYPASS .....	D12	37	12						G3	66	19
HOSE, MASTER CYLINDER .....	F6	53	4	MAT, L. FLOOR .....	F15	62	4	O-RING, 14.8X2.4 .....	E4	45	22
HOSE, RESERVE TANK .....	H5	84	4	MAT, R. FLOOR .....	F15	62	3		F6	53	22
HOUSING COMP., STARTER SWITCH	F3	50	7	METER ASSY., COMBINATION .....	F2	49	1	O-RING, 15.4X2 .....	D12	37	2
HOUSING COMP., WINKER SWITCH ..	F3	50	13	METER COMP., COMBINATION .....	F2	49	4	O-RING, 18X3 .....	E1	42	17
HOUSING, STARTER SWITCH RR. ...	F3	50	6	MIRROR COMP., L. ....	F4	51	26	O-RING, 1.5X9.5 .....	D6	31	8
HOUSING, WINKER SWITCH RR. ...	F3	50	12	MIRROR COMP., R. ....	F3	50	25	O-RING, 29X2 .....	D2	27	18
[ I ]				MOLDING, WINDSCREEN .....	F11	58	1	O-RING, 30.8MM .....	E4	45	21
INJECTOR ASSY., FUEL .....	E6	47	11	MUFFLER COMP., EX. ....	G12	75	3	O-RING, 34X2 .....	D8	33	8
INSULATOR, IN. PIPE .....	D2	27	7					O-RING, 38.5X2 .....	D15	40	22
								O-RING, 6.3X2.2 .....	E6	47	14

# PART NAME INDEX

J 4

Part name	Address	Page	Ref.	Part name	Address	Page	Ref.	Part name	Address	Page	Ref.
O-RING, 6.8X1.9 .....	G10	73	2	RACE, STEERING TOP BALL .....	F9	56	3	SCREW, TAPPING, 4X16 .....	F12	59	21
O-RING, 9.5X1.9 .....	D2	27	19	RACE, STEERING TOP CONE .....	F9	56	6		F14	61	17
O-RING, FUEL PUMP .....	G10	73	11	RADIATOR ASSY. ....	D12	37	5		F15	62	13
O-RING, PINION CAP .....	D15	40	21	RAIL, RR. GRAB .....	G8	71	12		G1	64	12
O-RING, THROTTLE BODY .....	E6	47	4	REFLECTOR ASSY., L. RR. WINKER	G16	79	7		G15	78	11
OUTER COMP., CLUTCH .....	D14	39	1	REFLECTOR ASSY., R. RR. WINKER	G16	79	5		G16	79	16
				REFLECTOR, REFLEX .....	G16	79	8	SCREW, TAPPING, 5X16 .....	F2	49	10
[ P ]				RELAY ASSY., POWER .....	H2	81	20		F12	59	19
				RELAY COMP., POWER .....	H3	82	20	SCREW, TAPPING, 5X20 .....	G11	74	13
PACKING .....	F2	49	2					SCREW, TORX .....	E6	47	10
PACKING, FUEL FILLER CAP .....	G10	73	14	RELAY COMP., WINKER .....	H2	81	18	SCREW, TORX, 5X17 .....	E6	47	3
PACKING, LENS .....	G15	78	6	RETAINER, FUEL PUMP .....	G10	73	5	SCREW, TORX, 5X8.7 .....	E6	47	2
	G16	79	2	RETAINER, VALVE SPRING .....	D4	29	10	SCREW, U-LOCK FLAT, 6X12 .....	H3	82	24
PAD SET, FR. ....	G4	67	3	RING SET, PISTON .....	E5	46	2	SEAL B, CENTER COVER .....	G1	64	3
PANEL, FR. METER .....	F11	58	3	RING, BACK UP .....	G3	66	5	SEAL SET, FR. FORK .....	G3	66	12
PANEL, RR. METER .....	F11	58	4	RING, OIL SEAL STOP .....	G3	66	17	SEAL SET, PISTON .....	G4	67	1
PIECE SET, SLIDE .....	D13	38	1	RING, PISTON .....	G3	66	8				
PIECE, OIL LOCK .....	G3	66	7	RING, SEAL .....	E6	47	12	SEAL, AIR CLEANER .....	G11	74	2
PIN A, PILLION STEP .....	F16	63	8	RING, STOPPER .....	G4	67	8	SEAL, BELT COVER DUCT .....	D11	36	6
PIN, HANGER .....	G4	67	16	RING, SUPPORT .....	G3	66	10	SEAL, DRAIN .....	D12	37	6
PIN, PISTON .....	E5	46	4	RIVET, PUSH .....	F12	59	14	SEAL, DRIVEN FACE, 34X41X4 .....	D14	39	20
PIN, ROLLER GUIDE .....	D14	39	10		G2	65	7	SEAL, DUST .....	G3	66	18
PIN, SPLIT, 1.6X12 .....	F16	63	7	ROLLER SET, WEIGHT .....	D13	38	5	SEAL, INNER COVER .....	F13	60	8
PIN, SPLIT, 3.0X20 .....	G13	76	14	ROLLER, GUIDE .....	D14	39	11	SEAL, L. COVER DUCT .....	D11	36	7
PIPE COMP., FR. FORK .....	G3	66	3	RUBBER C, SEAT SETTING .....	G8	71	6	SEAL, POCKET LID .....	F13	60	7
PIPE COMP., STEERING HANDLE ..	F8	55	1	RUBBER, CLUTCH DAMPER .....	D14	39	6	SEAL, RR. INNER FENDER .....	G16	79	10
PIPE, CP .....	F1	48	2	RUBBER, DOCUMENT LOCK .....	F13	60	5	SEAL, VALVE STEM .....	D4	29	1
	G15	78	1	RUBBER, LINK STOPPER .....	H4	83	6	SEAT COMP., DOUBLE .....	G8	71	4
PIPE, IN. ....	D2	27	5	RUBBER, PROTECTOR PACKING .....	G12	75	2	SEAT, SPRING UPPER .....	G3	66	9
PIPE, SEAT .....	G3	66	11	RUBBER, RADIATOR MOUNTING .....	H4	83	1	SEAT, VALVE SPRING .....	D4	29	11
PISTON .....	E5	46	3	RUBBER, SEAL .....	G8	71	3	SENSOR ASSY., SPEED .....	E3	44	11
PISTON A, 22X27 .....	G4	67	6	RUBBER, STAND STOPPER .....	G13	76	4	SENSOR ASSY., WATER TEMP .....	D2	27	14
PISTON A, 25X27 .....	G4	67	9					SENSOR SET .....	E6	47	1
PISTON B, 22X35 .....	G4	67	15	[ S ]				SENSOR, OXYGEN .....	D2	27	12
PIVOT, CAM CHAIN TENSIONER ...	D6	31	4	SCREEN, OIL FILTER .....	E3	44	7	SHAFT, DRIVE .....	D16	41	5
PLATE COMP., DRIVE .....	D14	39	2	SCREW-WASHER, 4X12 .....	F5	52	20	SHAFT, MAIN STAND .....	G13	76	3
PLATE, BEARING PUSH .....	E1	42	5	SCREW-WASHER, 5X12 .....	E6	47	15	SHAFT, ROCKER ARM .....	D4	29	6
PLATE, CLUTCH SIDE .....	D14	39	3	SCREW-WASHER, 5X14 .....	F1	48	10	SHAFT, SWITCH .....	F2	49	3
PLATE, DIAPHRAGM .....	F5	52	11	SCREW-WASHER, 5X20 .....	F4	51	33	SHOE SET, BRAKE .....	G6	69	1
	F6	53	11	SCREW-WASHER, 5X25 .....	F4	51	34	SHUTTER, KEY .....	H2	81	13
PLATE, IDLE AIR CONTROL VALVE	E6	47	9	SCREW-WASHER, 5X8 .....	G8	71	15	SLEEVE, RR. BRAKE CAM .....	D16	41	1
PLATE, RAMP .....	D13	38	6	SCREW, BIND, 3X12 .....	F2	49	8	SOCKET ASSY., HEADLIGHT .....	F1	48	4
PLATE, STAY .....	E6	47	5	SCREW, BLEEDER .....	G4	67	4	SOCKET COMP., TAILLIGHT .....	G15	78	7
PLUG, AIR CLEANER DRAIN .....	G11	74	7	SCREW, FLAT, 4X12 .....	F5	52	19	SPACER, IGNITION COIL .....	H2	81	4
PLUG, BEARING PUSH .....	E1	42	3	SCREW, OVAL, 6X45 .....	F8	55	10	SPANNER, 10X14 .....	H6	85	5
PLUG, SPARK .....	D2	27	11	SCREW, PAN, 6X17 .....	F8	55	8	SPONGE, RUBBER .....	F12	59	11
POST COMP., HANDLE .....	F8	55	3	SCREW, PAN, 6X6 .....	D6	31	7	SPRING ASSY., SIDE STAND .....	G13	76	9
PROTECTOR .....	F5	52	7	SCREW, PAN, 6X6 .....	D6	31	7	SPRING, BEARING PUSH .....	E1	42	4
PROTECTOR, MUFFLER .....	G12	75	5	SCREW, SCREEN SETTING .....	H3	82	22	SPRING, BRAKE SHOE .....	G6	69	9
PROTECTOR, SPEED SENSOR .....	E3	44	9	SCREW, SPECIAL, 5MM .....	G1	64	9	SPRING, CLUTCH .....	D14	39	4
PULLER, MINI FUSE .....	H6	85	1	SCREW, TAPPET ADJUSTING .....	D4	29	14	SPRING, DELAY .....	F6	53	15
PUMP ASSY., WATER .....	D8	33	1	SCREW, TAPPING, 3X16 .....	F2	49	9	SPRING, DRIVEN FACE .....	D14	39	12
PUMP SET, OIL .....	D10	35	1	SCREW, TAPPING, 4X12 .....	F1	48	11	SPRING, FR. CUSHION REBOUND ..	G3	66	4
PUMP UNIT, FUEL .....	G10	73	1		F14	61	15	SPRING, FR. FORK .....	G3	66	2
								SPRING, GLOVE BOX .....	F13	60	4
[ R ]								SPRING, KICK STARTER STOPPER ..	F16	63	1
RACE, STEERING BOTTOM BALL ...	F9	56	4					SPRING, MAIN STAND .....	G13	76	5
RACE, STEERING BOTTOM CONE ...	F9	56	7	SCREW, TAPPING, 4X16 .....	D11	36	11				
					F12	59	20	SPRING, OIL FILTER SCREEN .....	E3	44	8

# PART NAME INDEX

J 5

Part name	Address	Page	Ref.	Part name	Address	Page	Ref.	Part name	Address	Page	Ref.
SPRING, PAD .....	G4	67	7	TUBE, DRAIN .....	G11	74	11				
SPRING, RR. BRAKE ARM .....	G6	69	12		H5	84	3				
SPRING, SEAT LOCK .....	G8	71	8	TUBE, MISSION BREATHER .....	D16	41	2				
SPRING, VALVE .....	D4	29	9								
SPROCKET, CAM .....	D4	29	3	[ V ]							
STAND COMP., MAIN .....	G13	76	2	VALVE ASSY., IDLE AIR CONTROL ..	E6	47	8				
STATOR COMP. ....	D9	34	2	VALVE, EX. ....	D4	29	8				
STAY COMP., ELECTRONIC CONTROL				VALVE, IN. ....	D4	29	7				
UNIT	H4	83	9	VALVE, RIM .....	G5	68	1				
STAY COMP., FUEL HOSE .....	D2	27	8		G6	69	7				
STAY COMP., IGNITION COIL ....	D7	32	3	VISOR SET, METER .....	F12	59	10				
STAY COMP., L. FLOOR .....	H4	83	8								
STAY COMP., R. FLOOR .....	H4	83	7	[ W ]							
STAY, ENGINE HARNESS .....	E1	42	11	WASHER, 10MM .....	F8	55	13				
STAY, FR. COVER .....	H4	83	4	WASHER, 12X24X2.3 .....	D9	34	4				
STAY, MASTER CYLINDER .....	F6	53	16	WASHER, 12.2X29X2.5 .....	D14	39	16				
STEM SUB ASSY., STEERING ....	F9	56	10	WASHER, 15X29X7 .....	D13	38	7				
STEP, L. FLOOR .....	F15	62	2	WASHER, 8MM .....	D2	27	17				
STEP, R. FLOOR .....	F15	62	1	WASHER, 9.5X18 .....	F12	59	13				
STOPPER, L. POCKET .....	F13	60	1	WASHER, DRAIN PLUG, 12MM .....	E1	42	18				
STRAP, CABLE, 118MM .....	F4	51	32	WASHER, NYLON, 8MM .....	F8	55	15				
	G16	79	14	WASHER, OIL BOLT .....	F5	52	17				
SUB HARNESS, ENGINE .....	H2	81	7		F6	53	20				
SUB SPRING, SIDE STAND .....	G13	76	8	WASHER, PLAIN, 10MM .....	G7	70	20				
SUSPENSION, WINKER RELAY ....	H2	81	19		G13	76	13				
SWINGARM ASSY. ....	G6	69	13		G14	77	5				
SWITCH ASSY., COMBINATION &				WASHER, PLAIN, 6MM .....	F6	53	23				
LOCK	H2	81	12		F16	63	6				
SWITCH ASSY., FR. STOP .....	F5	52	1		G8	71	18				
SWITCH ASSY., FUEL LID & SEAT				WASHER, SEALING, 6.5MM .....	D7	32	4				
OPENER	H2	81	15	WASHER, SEALING, 8MM .....	D16	41	9				
SWITCH ASSY., L. STARTER .....	F3	50	14		E3	44	14				
SWITCH ASSY., RR. STOP .....	F3	50	15	WASHER, SPECIAL, 8MM .....	G3	66	16				
SWITCH ASSY., SIDE STAND ....	G13	76	1	WASHER, STEERING HEAD DUST							
SWITCH UNIT, DIMMER .....	F3	50	8	SEAL	F9	56	9				
SWITCH UNIT, HORN .....	F3	50	9	WASHER, WAVE .....	G4	67	17				
SWITCH UNIT, IDLE .....	F3	50	10	WEIGHT A, HANDLE .....	F8	55	2				
SWITCH UNIT, STARTER .....	F3	50	5	WEIGHT SET, CLUTCH .....	D14	39	5				
SWITCH UNIT, WINKER .....	F3	50	11	WHEEL SUB ASSY., FR. ....	G5	68	5				
				WHEEL SUB ASSY., RR. ....	G6	69	5				
[ T ]				WIRE, HELMET SETTING .....	H6	85	2				
TAILLIGHT COMP. ....	G15	78	3	WRENCH, SPARK PLUG .....	H6	85	6				
TANK COMP., FUEL .....	G10	73	4								
TANK, RESERVE .....	H5	84	2								
TENSIONER ASSY., CAM CHAIN ...	D6	31	2								
THERMOSTAT ASSY. ....	D8	33	4								
THREAD COMP., STEERING HEAD											
TOP	F9	56	11								
THROTTLE BODY ASSY. ....	E6	47	6								
TIRE, FR. ....	G5	68	6								
TIRE, RR. ....	G6	69	6								
TRAY, FUEL .....	G10	73	8								
TUBE, AIR BREATHER .....	D12	37	8								
TUBE, AIR CLEANER CONNECTING ..	G11	74	9								
TUBE, BATTERY DRAIN .....	H1	80	3								
TUBE, BREATHER .....	G11	74	4								
TUBE, DRAIN .....	E3	44	5								
	G10	73	9								





---

**1**

**FOREWORD INDEX**

---

**2**

**ENGINE GROUP**

---

**3**

**FRAME GROUP**

---

**4**

**PART NUMBER INDEX**

---

**5**

**PART NAME INDEX**

---

