



WW150

WW150_F

PARTS CATALOGUE

1

FOREWORD INDEX

1

ENGINE GROUP

2

FRAME GROUP

3

PART NUMBER INDEX

4

PART NAME INDEX

5

Instruction for use of parts catalogue

- **This parts catalogue has been created as of October 20, 2014.**
 - Since this date, the sales practice for repair parts may have been changed or the parts may have been eliminated (listed for those not for sale).
 - The modified information is reflected on the latest Electronic Parts Catalogue (EPC).
Also, refer to the parts catalogue news for any change.
 - See the parts catalogue news for any revision that is made after October 20, 2014.
- **Always specify the part number when ordering a part.**
 - Check the model, type, serial numbers, color, maker, and the size as needed before ordering a part.
 - Note that the illustrations (part drawings) can differ from the actual parts in shape.
They are given just to help you to refer to the parts.
- **When modifications or additions to this parts catalogue are made, a revised edition will be issued at an appropriate time, with successively progressing revision numbers on the cover. We recommend obtaining such revisions in order to keep your parts catalogue up-to-date at all times. To check whether a parts catalogue revision has been issued, please contact your Honda distributor.**

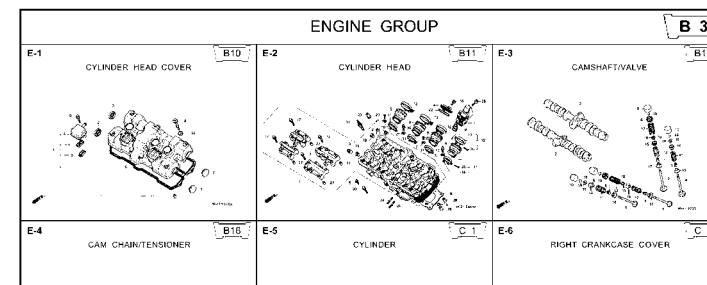
Initial version issue date
October 20, 2014
Honda Motor Co., Ltd.

CONTENTS

	Page	Address No.
● Instruction for use of parts catalogue	1	B 1
● How to refer to the part information	2	B 2
● Part catalogue structure	3	B 3
● When the parts were revised	5	B 5
● Abbreviations used in the parts catalogue	5	B 5
● Part block and serial number check	6	B 6
● Models, parts catalogue codes and applicable serial numbers	7	B 7
● Color chart	8	B 8
● Fuel hose, general purpose hoses and vinyl hose	10	B10
● FLAT RATE SERVICE TIME	14	B14
● Illustrated index	19	C 3
● ENGINE GROUP	25	D 1
● FRAME GROUP	46	F 1
● PART NO. INDEX	85	I 1
● PART NAME INDEX	89	J 1

How to refer to the part information

A Reference with "Illustrated index"



B Reference with "Part number index"

PART NO. INDEX									
Part Number	Address	Page	Ref.		Part Number	Address	Page	Ref.	
04000					13323-MY9-751	C12	28	10	14921
04911-MCE-000	C10	26	1		13324-MY9-751	C12	28	10	14931
					13325-MY9-751	C12	28	10	14932
06000					13327-MY9-751	C12	28	10	14933
									14934
06405-MY9-P00	F13	67	3		14000				14935
06405-MY9-P10	F13	67	3		14100-MCE-000	B13	13	2	14936
06410-MY9-860	F2	56	1		14200-MCE-000	B13	13	3	14937
06435-MCE-006	F1	55	1		14321-MCE-000	B16	16	2	14938
06451-166-405	E13	51	2		14401-MCE-003	B16	16	3	14939
06451-443-405	F1	55	2		14510-MBE-000	B16	16	4	14940
06451-MA7-405	E13	51	1		14520-MY9-691	B16	16	5	14941
06455-MCE-006	E13	51	3		14524-MY9-690	B16	16	6	14942
					14546-MCE-000	B16	16	7	14943
11000					14620-MY9-691	B16	16	8	14944
11210-MCE-000	C9	25	1		14711-MCE-000	B13	13	4	14945
11330-MCE-305	C2	18	1		14712-MCE-000	B13	13	5	14946
11333-K18-000	C6	22	1		14721-MCE-000	B13	13	6	14947
11335-MCE-000	C2	18	2		14722-MCE-000	B13	13	7	14948
11360-MCE-000	C7	23	1		14730-MCE-000	B13	13	8	14949
11365-MCE-000	C7	23	2		14731-MCE-000	B13	13	9	14950
11396-MY9-000	C2	18	3		14731-MY9-751	B13	13	10	14951
11631-MCE-000	C5	21	1		14751-KY2-000	B13	13	11	14952
11691-MY9-000	C5	21	2		14751-MCE-000	B13	13	12	14953
					14761-MCE-000	B13	13	13	14954

C Reference with "Part name index"

PART NAME INDEX									
Part name	Address	Page	Ref.		Part name	Address	Page	Ref.	
[A]					BOLT , CHANG I				
ADJUSTER , CHAIN	F13	67	5		BOLT , CLUTCH				
ARM COMP. , GEAR CHANGE	F10	64	1		BOLT , CONNECT				
ARM , L. MAIN STEP	F11	65	8		BOLT , DISK , A				
ARM , L. PILLION STEP	F11	65	12		BOLT , DISK , B				
ARM , R. MAIN STEP	F11	65	5		BOLT , DRAIN I				
ARM , R. PILLION STEP	F11	65	11		BOLT , FLANGE E				
AUTO COC K ASSY. , FUEL	F14	58	2		BOLT , FLANGE				
AXLE , FR. WHEEL	F4	52	3		BOLT , FLANGE				
AXLE , RR. WHEEL	F2	56	3		BOLT , FLANGE				
[B]					BOLT , FLANGE				
BAG , AIR PRESSURE GAUGE	F7	77	4		BOLT , FLANGE				
BAG , SERVICE BOOK	F7	77	1		BOLT , FLANGE				
BAG , TOOL	F7	77	3		BOLT , FLANGE				
BALL , STEEL	F11	65	20		BOLT , FLANGE				
BAND , A , INSULATOR	B11	11	11		BOLT , FLANGE				
BAND , B , INSULATOR	B11	11	12		BOLT , FLANGE				
BAND , AIR CLEANER CONNECTING	F8	62	22		BOLT , FLANGE				
BAND , U-LOCK	F16	70	3		BOLT , FLANGE				
BAND , WIRE	C10	26	14		BOLT , FLANGE				
	E5	43	21		BOLT , FLANGE				
	F4	74	18		BOLT , FLANGE				

Address No. E11

Block No. F-7

Ref No.

FRONT FENDER

Ref No.	Part No.	Description	Reqd QTY	Serial No.	Parts catalogue code
			CB400 SFX SFY		
1	45156-MCE-000	CLAMPER, R. FR. BRAKE HOSE	1	1	
2	45157-MCE-000	CLAMPER, L. FR. BRAKE HOSE	1	1	
3	61100-MCE-000A	FENDER COMP., FR. *NH411M*FORCE SILVER METALLIC	1		3J,4J
4	61101-MCE-000	PLATE, FR. FENDER	1		J,2J
4	61101-MCE-010	PLATE, FR. FENDER	2	1008000	
5	61102-MCE-300	CUSHION, FR. FENDER (BLACK)	2	2	
6	61105-MCE-000	STAY, FR. FENDER MOUNTING	2	2	
7	61107-MR7-000	COLLAR (6.5)	4	4	
8	96001-06020-00	BOLT, FLANGE, 6X20	4	4	

Page No. 48

2000.09.01 E

Part catalogue structure

F-7		FRONT FENDER		E11	
3		4		1	
		Service Item F.R.T. FENDER COMP., FR. 0.3			
5	6	7	8	9	10
Ref. No.	Part No.	Description		Reqd. QTY	Serial No.
1	45156-MCE-000	CLAMPER, R. FR. BRAKE HOSE ..		1	1
2	45157-MCE-000	CLAMPER, L. FR. BRAKE HOSE ..		1	1
3	61100-MCE-000ZA	FENDER COMP., FR. *NH411M*FORCE SILVER METALLIC		1	-
	61100-MCE-000ZB	*PB284C*...CANDY PHOENIX BLUE		1	-
4	61101-MCE-000	PLATE, FR. FENDER		2	2
	61101-MCE-010		2	2
5	61102-MCE-300	CUSHION, FR. FENDER		2	2
		(BLACK)			
11	12	13	14		
SFX	SFY			Parts catalogue code	
				1008000	
				1008001	

① Address number

- Address No. is provided (in place of the page No.) to help you refer to the part with the part No. or part name.

② Block title ③ Block number

④ Service item/Flat rate time

⑤ Reference number

- Title number marked with the parenthesis or parentheses indicates that it continues from the previous page.

⑥ Part number ⑦ Honda color code

⑧ Description

⑨ Assemblies

- Sections framed with broken lines in the exploded view drawings are available as complete assemblies. (Their individual parts can also be obtained.)

⑩ Color description

⑪ Note

- Notes are shown with the parentheses in the part name column.

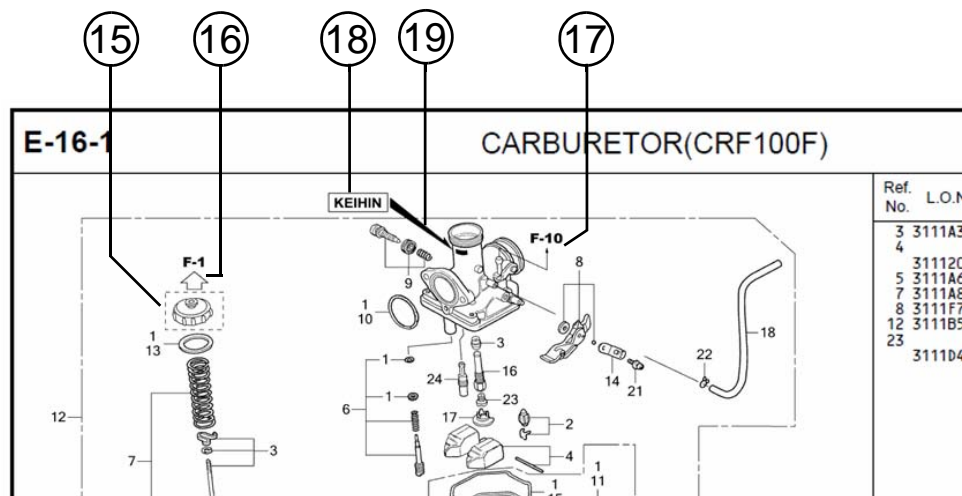
⑫ Required quantity

- Reqd. QTY shown in the parenthesis or parentheses indicates the optional part.
- Reqd. QTY marked with "N" indicates the optional part that should be selected as needed.
- Reqd. QTY indicates the number of the part used in the block.

⑬ Serial number

⑭ Parts catalogue code

- When the parts catalogue code column is blank, it indicates that the part is applicable to all codes.



⑮

- Parts enclosed within a dotted line are covered in a different block.

⑮

- A hollow arrow indicates the block No. for the parts enclosed within a dotted line .

⑮


- A solid arrow indicates the block No. the part in question is connected to.

⑮ Replacement Identification Information for Designated Part No.

⑮ Location of Replacement Identification Information for Designated Part No.

- If an arrow mark is indicated in 19, the part is incompatible with a different part No.
- Make sure to order the part of the same manufacture, including the component part.
- To make an order, indicate the part No., which includes the symbol displayed on the applicable section of the part to be replaced.

When the parts were revised



Ref. No.	Part No.	Description	Reqd. QTY		Serial No.
			CB400 SFX	SFY	
1	45156-MCE-000	CLAMPER, R. FR. BRAKE HOSE ..	1	1	
2	45157-MCE-000	CLAMPER, L. FR. BRAKE HOSE ..	1	1	
3	61100-MCE-000ZA	FENDER COMP., FR. *NH411M*FORCE SILVER METALLIC	1	-	-----3J,4J
	61100-MCE-000ZB	*PB284C*...CANDY PHOENIX BLUE	1	-	-----J,2J
4	61101-MCE-000	PLATE, FR. FENDER (###).....	2	2	-----1008000
	61101-MCE-010	2	2	-----1008001
5	61102-MCE-300	CUSHION, FR. FENDER (BLACK)	2	2	
6	61105-MCE-000	STAY, FR. FENDER MOUNTING ...	2	2	
7	61107-MR7-000	COLLAR (6,5)	4	4	
8	96001-06020-00	BOLT, FLANGE, 6X20	4	4	

The number has been used from the initial model without revision.

When shown at the left side, it is applicable to the models of No.1008001 and the subsequent numbers.

When shown at the right side, it is applicable to the models up to No.1008000.

The parts listed with "###" at the end of the parts name have limited supply period (parts not for sale).

Abbreviations used in the parts catalogue

RIGHT is abbreviated as "R."

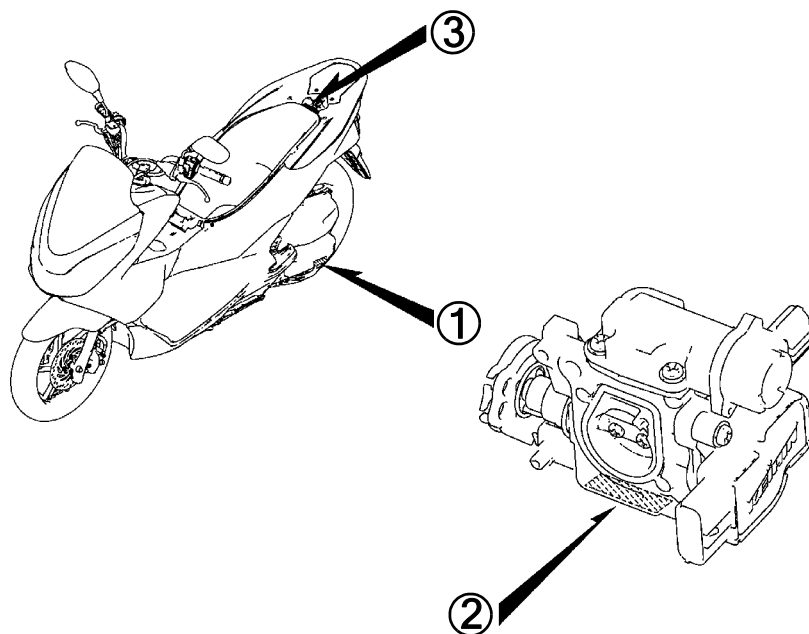
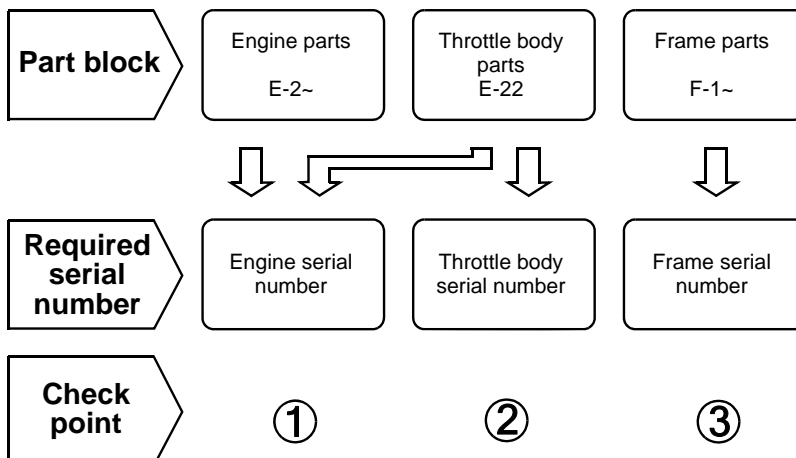


"L." stands for LEFT

* "L." or "R." in the description of a part stands for the LEFT hand side or the RIGHT hand side. Determine the left or right as if you were in the motorcycle seat.

• The following abbreviations are used in this parts catalogue.

A Ampere	L.Left
ABS Anti-lock brake system	L (100L) .Link (100 Links)
A.C. Alternating current	L.E.D.Light emitted diode
A.M. Attaching mark	MMMillimeter
ASSY. Assembly	MPHMiles per hour
C.D.I. Capacitive discharge ignition	R.Right
COMP. ... Complete	RR.Rear
D.C. Direct current	STD.Standard
EX. Exhaust	T (22T) ...Tooth (22 Teeth)
FR. Front	TCSTraction control system
G Gram	T.M.Transcript mark
HEX. Hexagonal	VVolt
IN. Inlet	WWatt
KPH Kilometers per hour	WLWith labelling
	WOLWithout labelling

Part block and serial number check

Models, parts catalogue codes and applicable serial numbers

Models, parts catalogue codes and applicable serial Nos. given in this parts catalogue can be identified as follows.

Parts with parts catalogue codes are exclusive for models destined for countries designated.

If no area codes are listed, parts are for common use.

Model	Parts catalogue code	Type	Applicable engine serial No.	Applicable frame serial No.	Applicable throttle body serial No.
WW150F	MA	Malaysia			GQMNA A

* Of carburetor/throttle body identification numbers, only the portions underlined in the example below are used for registration.

GQMNA A KC ア

Color chart

- When ordering a colored part, refer to the chart below and use a part number consisting of the relevant basic part number to which has been added a part color code.

WW150 (WW150F)

No.	MODEL		WW150F					
	COLOR		Candy scintillate red R-356C	Pearl metalloid white NH-A96P	Applicable model		Applicable block No.	Ref. No.
	Name of colored parts	Basic part No.			Initial applicable model	Final applicable model		
1	COVER SET, L. BODY	83650-K35-V00	ZL	ZM			F-15	7
2	COVER SET, LICENSE LIGHT	80110-K35-V00	ZA	ZA			F-39	5
3	COVER SET, R. BODY	83550-K35-V00	ZL	ZM			F-15	6
4	COVER, CENTER	64410-K35-V00	ZA	ZA			F-15	2
5	COVER, FR. CENTER	64503-K35-V00	ZT	ZU			F-12	6
6	COVER, FR. LOWER	64521-K35-V00	ZA	ZA			F-12	8
7	COVER, GRAB RAIL	84151-K35-V00	ZT	ZU			F-24	11
8	COVER, INNER	81131-K36-T00	ZA	ZA			F-13	1
9	COVER, L. FR.	64502-K36-T00	ZF	ZG			F-12	5
10	COVER, L. SIDE	64432-K35-V00	ZT	ZU			F-14	6
11	COVER, R. FR.	64501-K36-T00	ZF	ZG			F-12	4
12	COVER, R. SIDE	64431-K35-V00	ZT	ZU			F-14	5
13	FENDER SET, FR.	61000-K36-T00	ZF	ZG			F-11	2
14	GRILL SET, FR.	64300-K36-T00	ZF	ZG			F-12	1
15	LID, FUEL	64405-K35-V00	ZA	ZA			F-15	1
16	LID, GRAB RAIL COVER	84152-K35-V00	ZT	ZU			F-24	12
17	LID, INNER POCKET	81141-K35-V00	ZT	ZU			F-13	7
18	LID, PLUG MAINTENANCE	64434-K35-V00	ZA	ZA			F-14	7
19	MARK	86611-KWN-B20	ZA	ZA			F-48	4
20	MARK, FI IDLING STOP	86644-KZR-770	ZA	ZA			F-48	5

WW150 (WW150F)

No.	MODEL		WW150F					
	COLOR		Candy scintillate red R-356C	Pearl metalloid white NH-A96P	Applicable model		Applicable block No.	Ref. No.
	Name of colored parts	Basic part No.			Initial applicable model	Final applicable model		
21	MARK, HONDA	86101-K35-V00	ZA	ZA			F-48	1
22	MARK, HONDA	86102-K35-V00	ZA	ZA			F-48	2
23	OUTER, L. INNER COVER	81139-K35-V00	ZT	ZU			F-13	6
24	OUTER, R. INNER COVER	81138-K35-V00	ZT	ZU			F-13	5
25	PANEL, FR. METER	64336-K35-V00	ZA	ZA			F-12	2
26	PANEL, RR. METER	64337-K35-V00	ZA	ZA			F-12	3
27	SEAT COMP., DOUBLE	77200-K36-T00	ZA	ZA			F-24	2
28	STEP, L. FLOOR	64321-K35-V00	ZA	ZA			F-14	2
29	STEP, R. FLOOR	64311-K35-V00	ZA	ZA			F-14	1
30	VISOR SET, METER	67100-K36-M00	ZA	ZA			F-12	9
31	WHEEL SUB ASSY., FR.	44650-K35-V00	ZA	ZA			F-20-40	5
32	WHEEL SUB ASSY., RR.	42650-K35-V00	ZA	ZA			F-22-30	5

Fuel hose, general purpose hoses and vinyl hose

- The standard part fuel hose, general purpose hose and vinyl hose may be substituted by the coiled bulk part.
- When ordering the standard part fuel hose, general purpose hose and vinyl hose use the bulk part number written in the parts catalogue in brackets () underneath the part name, or use the catalogue below.

(The bulk part standard length is 1 m, however, those displayed in the catalogue < > are available in 3 m and 8 m lengths.)

- When exchanging the hose, cut and use at the specified length as mentioned in the part name.

(For the method of cutting the bulk part, and method of filling out orders etc., please refer to the service manual and the instructions issued with the bulk part.)

- The list below is a catalogue of the standard part numbers and bulk part numbers. Note that those numbers are applicable to the listed replacement parts only.

Fuel hoses/Tubes			
Standard part No.	Bulk part No.	Bulk part	
		Inner diameter (mm)	Length (m)
95001-30xxx-2x	95001-30001-20M	3.0	1
95001-30xxx-3x	95001-30001-30M	3.0	1
95001-30xxx-4x	95001-30001-40M	3.0	1
95001-35xxx-2x	95001-35001-50M <95001-35003-50M>	3.5	1 3
95001-35xxx-3x	95001-35001-60M <95001-35003-60M>	3.5	1 3
95001-35xxx-4x	95001-35001-60M <95001-35003-60M>	3.5	1 3
95001-35xxx-5x	95001-35001-50M <95001-35003-50M>	3.5	1 3
95001-35xxx-6x	95001-35001-60M <95001-35003-60M>	3.5	1 3
95001-45xxx-2x	95001-45001-50M <95001-45003-50M>	4.5	1 3
95001-45xxx-3x	95001-45001-60M <95001-45003-60M> <95001-45008-60M>	4.5	1 3 8
95001-45xxx-4x	95001-45001-60M <95001-45003-60M> <95001-45008-60M>	4.5	1 3 8
95001-45xxx-5x	95001-45001-50M <95001-45003-50M>	4.5	1 3
95001-45xxx-6x	95001-45001-60M <95001-45003-60M> <95001-45008-60M>	4.5	1 3 8
95001-55xxx-2x	95001-55001-50M <95001-55003-50M> <95001-55008-50M>	5.5	1 3 8

Fuel hoses/Tubes			
Standard part No.	Bulk part No.	Bulk part	
		Inner diameter (mm)	Length (m)
95001-55xxx-3x	95001-55001-60M <95001-55003-60M> <95001-55008-60M>	5.5	1 3 8
95001-55xxx-4x	95001-55001-60M <95001-55003-60M> <95001-55008-60M>	5.5	1 3 8
95001-55xxx-5x	95001-55001-50M <95001-55003-50M> <95001-55008-50M>	5.5	1 3 8
95001-55xxx-6x	95001-55001-60M <95001-55003-60M> <95001-55008-60M>	5.5	1 3 8
95001-75xxx-2x	95001-75001-50M <95001-75003-50M>	7.5	1 3
95001-75xxx-3x	95001-75001-60M <95001-75003-60M> <95001-75008-60M>	7.5	1 3 8
95001-75xxx-4x	95001-75001-60M <95001-75003-60M> <95001-75008-60M>	7.5	1 3 8
95001-75xxx-5x	95001-75001-50M <95001-75003-50M>	7.5	1 3
95001-75xxx-6x	95001-75001-60M <95001-75003-60M> <95001-75008-60M>	7.5	1 3 8
95001-80xxx-2x	95001-80001-50M	8.0	1
95001-80xxx-3x	95001-80001-60M	8.0	1
95001-80xxx-4x	95001-80001-60M	8.0	1
95001-80xxx-5x	95001-80001-50M	8.0	1
95001-80xxx-6x	95001-80001-60M	8.0	1

Vinyl tube				
Standard part No.	Bulk part No.	Bulk part		
		Inner dia- meter (mm)	Outer dia-meter (mm)	Length (m)
95003-01xxx-3x	95003-01001-60M <95003-01003-60M>	2.9	6.8	1 3
95003-01xxx-60	95003-01001-60M <95003-01003-60M>	2.9	6.8	1 3
95003-03xxx-3x	95003-03001-60M <95003-03003-60M>	3.0	6.0	1 3
95003-03xxx-60	95003-03001-60M <95003-03003-60M>	3.0	6.0	1 3
95003-05xxx-3x	95003-05001-60M <95003-05003-60M> <95003-05008-60M>	3.5	6.5	1 3 8
95003-05xxx-60	95003-05001-60M <95003-05003-60M> <95003-05008-60M>	3.5	6.5	1 3 8
95003-07xxx-1x	95003-07001-10M <95003-07003-10M> <95003-07008-10M>	4.0	7.0	1 3 8
95003-07xxx-20	95003-07001-10M <95003-07003-10M> <95003-07008-10M>	4.0	7.0	1 3 8
95003-07xxx-3x	95003-07001-60M <95003-07003-60M> <95003-07008-60M>	4.0	7.0	1 3 8
95003-07xxx-60	95003-07001-60M <95003-07003-60M> <95003-07008-60M>	4.0	7.0	1 3 8
95003-07xxx-7x	95003-07001-70M <95003-07003-70M> <95003-07008-70M>	4.0	7.0	1 3 8
95003-08xxx-1x	95003-08001-10M <95003-08003-10M> <95003-08008-10M>	4.5	6.5	1 3 8
95003-09xxx-3x	95003-09001-60M <95003-09003-60M>	4.5	8.0	1 3
95003-09xxx-60	95003-09001-60M <95003-09003-60M>	4.5	8.0	1 3
95003-10xxx-1x	95003-10001-10M <95003-10003-10M>	5.0	8.0	1 3
95003-10xxx-20	95003-10001-10M <95003-10003-10M>	5.0	8.0	1 3
95003-10xxx-3x	95003-10001-60M <95003-10003-60M>	5.0	8.0	1 3
95003-10xxx-60	95003-10001-60M <95003-10003-60M>	5.0	8.0	1 3
95003-11xxx-3x	95003-11001-60M <95003-11003-60M> <95003-11008-60M>	5.0	9.0	1 3 8
95003-11xxx-60	95003-11001-60M <95003-11003-60M> <95003-11008-60M>	5.0	9.0	1 3 8
95003-12xxx-1x	95003-12001-10M <95003-12003-10M> <95003-12008-10M>	5.0	7.0	1 3 8
95003-12xxx-20	95003-12001-10M <95003-12003-10M> <95003-12008-10M>	5.0	7.0	1 3 8

Vinyl tube				
Standard part No.	Bulk part No.	Bulk part		
		Inner dia- meter (mm)	Outer dia-meter (mm)	Length (m)
95003-14xxx-1x	95003-14001-10M <95003-14003-10M>	6.0	9.0	1 3
95003-14xxx-20	95003-14001-10M <95003-14003-10M>	6.0	9.0	1 3
95003-14xxx-3x	95003-14001-60M <95003-14003-60M>	6.0	9.0	1 3
95003-17xxx-1x	95003-17001-10M <95003-17003-10M>	7.0	9.0	1 3
95003-19xxx-1x	95003-19001-10M <95003-19003-10M> <95003-19008-10M>	7.0	11.0	1 3 8
95003-19xxx-20	95003-19001-10M <95003-19003-10M> <95003-19008-10M>	7.0	11.0	1 3 8
95003-19xxx-3x	95003-19001-60M <95003-19003-60M> <95003-19008-60M>	7.0	11.0	1 3 8
95003-19xxx-60	95003-19001-60M <95003-19003-60M> <95003-19008-60M>	7.0	11.0	1 3 8
95003-21xxx-1x	95003-21001-10M <95003-21003-10M>	8.0	9.0	1 3
95003-21xxx-20	95003-21001-10M <95003-21003-10M>	8.0	9.0	1 3
95003-23xxx-1x	95003-23001-10M <95003-23003-10M>	8.0	12.0	1 3
95003-23xxx-20	95003-23001-10M <95003-23003-10M>	8.0	12.0	1 3
95003-23xxx-3x	95003-23001-60M <95003-23003-60M> <95003-23008-60M>	8.0	12.0	1 3 8
95003-23xxx-60	95003-23001-60M <95003-23003-60M> <95003-23008-60M>	8.0	12.0	1 3 8
95003-25xxx-1x	95003-25001-10M <95003-25003-10M>	9.0	11.0	1 3
95003-25xxx-20	95003-25001-10M <95003-25003-10M>	9.0	11.0	1 3
95003-25xxx-3x	95003-25001-60M <95003-25003-60M>	9.0	11.0	1 3
95003-25xxx-7x	95003-25001-70M <95003-25003-70M>	9.0	11.0	1 3
95003-27xxx-1x	95003-27001-10M <95003-27003-10M>	9.0	13.0	1 3
95003-27xxx-20	95003-27001-10M <95003-27003-10M>	9.0	13.0	1 3
95003-27xxx-3x	95003-27001-60M <95003-27003-60M>	9.0	13.0	1 3
95003-27xxx-60	95003-27001-60M <95003-27003-60M>	9.0	13.0	1 3
95003-33xxx-1x	95003-33001-10M <95003-33003-10M>	10.0	14.0	1 3
95003-33xxx-20	95003-33001-10M <95003-33003-10M>	10.0	14.0	1 3

Vinyl tube				
Standard part No.	Bulk part No.	Bulk part		
		Inner dia- meter (mm)	Outer dia-meter (mm)	Length (m)
95003-36xxx-1x	95003-36001-10M <95003-36003-10M> <95003-36008-10M>	11.0	13.0	1 3 8
95003-36xxx-20	95003-36001-10M <95003-36003-10M> <95003-36008-10M>	11.0	13.0	1 3 8
95003-37xxx-3x	95003-37001-60M <95003-37003-60M>	11.0	15.0	1 3
95003-37xxx-60	95003-37001-60M <95003-37003-60M>	11.0	15.0	1 3
95003-38xxx-1x	95003-38001-10M <95003-38003-10M>	12.0	13.0	1 3
95003-38xxx-20	95003-38001-10M <95003-38003-10M>	12.0	13.0	1 3
95003-39xxx-1x	95003-39001-10M <95003-39003-10M>	12.0	14.0	1 3
95003-39xxx-20	95003-39001-10M <95003-39003-10M>	12.0	14.0	1 3
95003-40xxx-20	95003-40001-10M <95003-40003-10M>	12.0	16.0	1 3
95003-40xxx-3x	95003-40001-60M <95003-40003-60M>	12.0	16.0	1 3
95003-40xxx-60	95003-40001-60M <95003-40003-60M>	12.0	16.0	1 3
95003-43xxx-1x	95003-43001-10M <95003-43003-10M> <95003-43008-10M>	13.0	15.0	1 3 8
95003-43xxx-20	95003-43001-10M <95003-43003-10M> <95003-43008-10M>	13.0	15.0	1 3 8
95003-45xxx-1x	95003-45001-10M <95003-45003-10M> <95003-45008-10M>	14.0	18.0	1 3 8
95003-45xxx-20	95003-45001-10M <95003-45003-10M> <95003-45008-10M>	14.0	18.0	1 3 8
95003-50xxx-1x	95003-50001-10M <95003-50003-10M>	16.0	19.0	1 3
95003-50xxx-20	95003-50001-10M <95003-50003-10M>	16.0	19.0	1 3
95003-50xxx-3x	95003-50001-60M <95003-50003-60M>	16.0	19.0	1 3
95003-55xxx-1x	95003-55001-10M <95003-55003-10M>	17.5	20.5	1 3
95003-55xxx-20	95003-55001-10M <95003-55003-10M>	17.5	20.5	1 3
95003-60xxx-1x	95003-60001-10M <95003-60003-10M>	22.0	27.0	1 3
95003-60xxx-20	95003-60001-10M <95003-60003-10M>	22.0	27.0	1 3
95003-60xxx-3x	95003-60001-60M <95003-60003-60M>	22.0	27.0	1 3
95003-60xxx-60	95003-60001-60M <95003-60003-60M>	22.0	27.0	1 3

General purpose hoses			
Standard part No.	Bulk part No.	Bulk part	
		Inner diameter (mm)	Length (m)
95005-11xxx-3x	95005-11001-30M	11.0	1
95005-11xxx-5x	95005-11001-50M	11.0	1
95005-12xxx-1x	95005-12001-10M <95005-12003-10M>	12.0	1 3
95005-12xxx-2x	95005-12001-20M	12.0	1
95005-12xxx-3x	95005-12001-30M	12.0	1
95005-12xxx-5x	95005-12001-50M	12.0	1
95005-14xxx-1x	95005-14001-10M	14.0	1
95005-14xxx-2x	95005-14001-20M <95005-14003-20M>	14.0	1 3
95005-14xxx-3x	95005-14001-30M	14.0	1
95005-14xxx-5x	95005-14001-50M	14.0	1
95005-17xxx-1x	95005-17001-10M	17.0	1
95005-17xxx-2x	95005-17001-20M	17.0	1
95005-17xxx-3x	95005-17001-30M	17.0	1
95005-17xxx-5x	95005-17001-50M	17.0	1
95005-30xxx-3x	95005-30001-30M	3.0	1
95005-30xxx-5x	95005-30001-50M	3.0	1
95005-35xxx-1x	95005-35001-10M <95005-35003-10M> <95005-35008-10M>	3.5	1 3 8
95005-35xxx-2x	95005-35001-20M	3.5	1
95005-35xxx-3x	95005-35001-30M	3.5	1
95005-35xxx-4x	95005-35001-10M <95005-35003-10M> <95005-35008-10M>	3.5	1 3 8
95005-35xxx-5x	95005-35001-50M	3.5	1
95005-45xxx-1x	95005-45001-10M <95005-45003-10M> <95005-45008-10M>	4.5	1 3 8
95005-45xxx-2x	95005-45001-20M	4.5	1
95005-45xxx-3x	95005-45001-30M	4.5	1

General purpose hoses			
Standard part No.	Bulk part No.	Bulk part	
		Inner diameter (mm)	Length (m)
95005-45xxx-4x	95005-45001-10M <95005-45003-10M> <95005-45008-10M>	4.5	1 3 8
95005-45xxx-5x	95005-45001-50M	4.5	1
95005-50xxx-3x	95005-50001-30M <95005-50003-30M>	5.0	1 3
95005-50xxx-5x	95005-50001-50M	5.0	1
95005-55xxx-1x	95005-55001-10M <95005-55003-10M> <95005-55008-10M>	5.3	1 3 8
95005-55xxx-2x	95005-55001-20M <95005-55003-20M>	5.3	1 3
95005-55xxx-4x	95005-55001-10M <95005-55003-10M> <95005-55008-10M>	5.3	1 3 8
95005-65xxx-1x	95005-65001-10M <95005-65003-10M>	6.5	1 3
95005-65xxx-2x	95005-65001-20M	6.5	1
95005-70xxx-3x	95005-70001-30M <95005-70003-30M>	7.0	1 3
95005-70xxx-5x	95005-70001-50M	7.0	1
95005-75xxx-1x	95005-75001-10M <95005-75003-10M>	7.3	1 3
95005-75xxx-2x	95005-75001-20M	7.3	1
95005-80xxx-1x	95005-80001-10M <95005-80003-10M>	8.0	1 3
95005-80xxx-2x	95005-80001-20M	8.0	1
95005-80xxx-3x	95005-80001-30M	8.0	1
95005-80xxx-5x	95005-80001-50M	8.0	1
95005-91xxx-3x	95005-91001-30M	12.0	1
95005-91xxx-5x	95005-91001-50M	12.0	1
95005-92xxx-3x	95005-92001-30M	12.0	1
95005-92xxx-5x	95005-92001-50M	12.0	1

NOTE: X is displayed to represent the omitted numerals and letters of the roman alphabet.

ⓘ **CAUTION: It is DANGEROUS to confuse the fuel hose with the general purpose hose or vinyl hose.**

Never use a general purpose hose or vinyl hose in place of a fuel hose or vice versa. Always use the correct bulk part in the parts catalogue, according to the service manual or the instructions issued with the bulk part.

• Bulk part number of fuel hose, general purpose hose and vinyl hose.

(Example)

9 5 0 0 1 - 7 5 0 0 1 - 5 0 M

Bulk part number: Refers to the bulk part.

Marking code (hose type): (fuel hose and general purpose hose)

Change code (for added hose): (Vinyl hose)

- Indicates number mark or change sequence, however, the code for the bulk part must be strictly 0 (zero).

Types of code:

- Fuel hose
 - 2: Red outside braid (3 mm inside dia. only)
 - 5: Black inside braid
 - 3: Red (3 mm inside dia. only)
 - 4: Ash gray with red stripe (3 mm inside dia. only)
 - 6: Black

- Vinyl hose
 - 1: Clear
 - 2: Black
 - 3: Light red
 - 6: Light red
 - 7: Pale black

- General hose
 - 1: Ash gray
 - 2: Ash gray
 - 3: Black
 - 5: Black

Lengths: 001: 1 m (standard)
003: 3 m
008: 8 m

I.D code: (fuel hose and general purpose hose)

30: 3.0 mm	11: 11 mm
35: 3.5 mm	91: 12 mm (outside dia. 15) mm
45: 4.5 mm	92: 12 mm (outside dia. 16) mm
50: 5.0 mm	12: 12 mm (outside dia. 17) mm
55: 5.3 mm, 5.5 mm	14: 14 mm
65: 6.5 mm	17: 17 mm
70: 7.0 mm	
75: 7.3 mm, 7.5 mm	
80: 8.0 mm	

ID./OD. code: (vinyl hose)

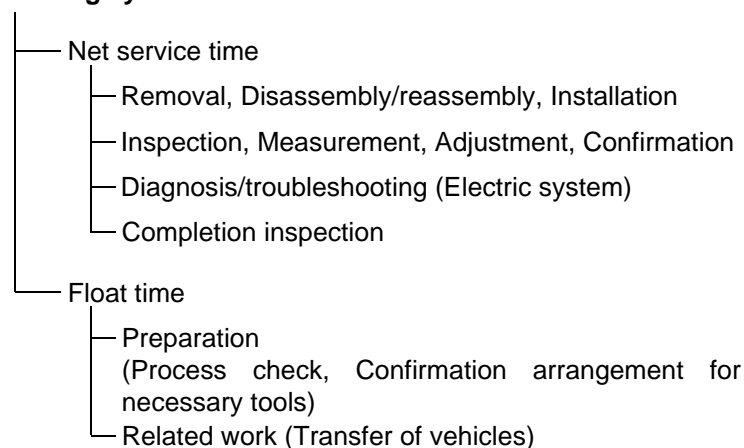
01: ID. 2.9, OD. 6.8 mm	14: ID. 6.0, OD. 9.0 mm	37: ID. 11.0, OD. 15.0 mm
03: ID. 3.0, OD. 6.0 mm	17: ID. 7.0, OD. 9.0 mm	38: ID. 12.0, OD. 13.0 mm
05: ID. 3.5, OD. 6.5 mm	19: ID. 7.0, OD. 11.0 mm	39: ID. 12.0, OD. 14.0 mm
07: ID. 4.0, OD. 7.0 mm	21: ID. 8.0, OD. 9.0 mm	40: ID. 12.0, OD. 16.0 mm
08: ID. 4.5, OD. 6.5 mm	23: ID. 8.0, OD. 12.0 mm	43: ID. 13.0, OD. 15.0 mm
09: ID. 4.5, OD. 8.0 mm	25: ID. 9.0, OD. 11.0 mm	45: ID. 14.0, OD. 18.0 mm
12: ID. 5.0, OD. 7.0 mm	27: ID. 9.0, OD. 13.0 mm	50: ID. 16.0, OD. 19.0 mm
10: ID. 5.0, OD. 8.0 mm	33: ID. 10.0, OD. 14.0 mm	55: ID. 17.5, OD. 20.5 mm
11: ID. 5.0, OD. 9.0 mm	36: ID. 11.0, OD. 13.0 mm	60: ID. 22.0, OD. 27.0 mm

Hose type: 1: Fuel hose
3: Vinyl hose
5: General hose

FLAT RATE SERVICE TIME

Flat rate service time (FRT) means the standard time required to service a MC, which is listed in this manual to help the dealers control the actual working process and calculate the service charge by using it as a guide.

FRT setting system



* Float time is set by multiplying the net service time by a given coefficient.

Editorial style

The service items shown in the text are listed with the exchange work time for the repair sales parts as the subject. Other representative service items not using repair parts (removal/installation, adjustment, inspection/measuring, and other work) are listed collectively in the list in the preface, classified according to the work.

FRT setting standard

- Decimal system (in unit of 0.1) is adopted to set FRT as it is convenient to calculate the wage.
Example: (0.1) → 6 minutes, (0.2) → 12 minutes
[Labor cost per hour] x [FRT] = [Wage]
- FRT is set with a hand tool.
- Service items and FRT can be subject to change depending on development of tools and service equipment and improvement in service procedure.

Work procedure

- As the work procedure is set with the work time according to the method in the separate Service Manual, refer to this Manual as required.
- Work methods permitting servicing in the shortest time still permitting assurance of safe work and product warranty are used for the setting of service items not listed in the Service Manual.
- Work basically is to be performed by one person, and when two or more people are required, setting is done as the total time for the number of people.
- The set value for the technological level of the workers uses a person with three years of experience in the repair of Honda vehicles as the standard.
- Special tools and service equipment used to set FRT are those specified or recommended in Service Manual.

Service item whose FRT is not presented

- Accessories and service parts that are not listed to use in this manual.
- Locations with little aging deterioration or breakage during normal use.
- Service work that can be finished by one touch.
- Service work that is seldom done (i.e. extremely small causes of trouble and service frequency).

* When FRT is not presented, please calculate wages based on appropriate actual work time

Operation not included of FRT

- Oil and coolant water draining, Waiting time for warming up operation and etc..
- Additional operation that involves removal/installation of standard exterior equipment.
- Indirect time spent for service by visiting the customer, trade-in, and delivery of a MC.
- Indirect time required for ordering and delivery of parts.
- Cost for grease, adhesive agent, etc. used for service work.

Explanation of FRT by using an example
(The example may differ from the actual presented items)

Ref. No.	L.O.N.	(Relative ref. Number) Description	F.R.T.
① ②	111118	(1, 3, 4, 7) CAMSHAFT 4.5	②
③	111118A	⑥ • Includes: Valve clearance adjustment Replace rocker arm add 1.0	⑤

① Reference No. of the illustration of part that shows location of the replacement work.

② FRT is an abbreviation of Flat Rate Time indicating the standard service time required for the replacement.

③ LON is an abbreviation of Labor Operation Number, and it is a classification of the service items by the work unit code.

The same operation code is used regardless of the models.

Standard operation is indicated with 6 digits code, and additional operation is indicated with 7 digits code.

④ Indicating the camshaft replacement and FRT4.5.

⑤ Indicating FRT1.0 that will be added when additional operation (replace rocker arm) is done in association with camshaft replacement.

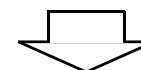
⑥ Indicating work contents that are included in the service item.

⑦ Indicating a reference No. whose operation and time are the same as FRT4.5 for the camshaft.

(The application range is limited to the service items without an LON setting within a same block.)

How to refer to the service item by using the sample
 (camshaft replacement)

Open to the page of the block where the camshaft's spare part illustration is shown.



Look for the camshaft illustration, and refer to the service item and FRT that agree with the reference No.

Indication mark for the listing of service items that continues to the following page

Ref. No.	L.O.N.	(Relative ref. Number) Description	F.R.T.
2	111118	CAMSHAFT	4.5
	.	.	.
	.	.	.

+

Mark indicated at the last line.

Indication of the block with no setting of FRT

Ref. No.	L.O.N.	(Relative ref. Number) Description	F.R.T.
NO INFORMATION			

• LON code system

1	11	1	18	A
a	b	c	d	e

- a) Category code..... Engine
- b) Location/function code Engine upper
- c) Operation code..... Replace
- d) Operation sequence number (Unit code can be shown with alphabet)
 - camshaft
 - (No regular rule of code)
- e) Additional code replace rocker arm
- (No regular rule of code)

1	11	1	18	A
a		c		

a) Category codes and classification

Code	Category
1	Engine
2	Transmission
3	Fuel & Exhaust
4	Frame & Body
5	Steering/Suspension
6	Electrical
7	Wheels/Brakes
8	Controls/instrument
9	-
0	-

c) Operation codes and classification

Code	Operation category
1	Replace, Removal/Installation, Change
2	Overhaul
3	Adjust, Balance
4	(Paint-related work: Top-coat)
5	Test, Inspect/diagnose, Measurement, Check
6	(Overhaul-related work: Rebore)
7	(Overhaul-related work: Reseal)
8	(Resurface)
9	(Paint-related work: Refinish)
0	Repair, Cleaning, Air bleeding

Major service items without using spare parts
Removal/Installation, Adjustment, Inspection/Measurement, Other work

[E: Engine, F: Frame]

* OPERATIONS OTHER THAN REPLACING PARTS

• Removal/installation

Set for the configuration with the parts removed from the vehicle.

	LON	DESCRIPTION	FRT
E	1101E5	TILTING ENGINE ASSEMBLY-REMOVAL/INSTALLATION INCLUDES: All necessary adjustment	3.0
	3111D5	THROTTLE BODY ASSEMBLY-REMOVAL/INSTALLATION	1.2
	1101E6	CRANKCASE SEPARATION INCLUDES: Engine removal and installation	5.4
F	1151E6	RADIATOR ASSEMBLY-REMOVAL/INSTALLATION	0.6

• Adjustment

	LON	DESCRIPTION	FRT
E	6143A1	SPARK PLUG-ADJUSTMENT/CLEANING	0.1
	1113A0	VALVE CLEARANCE-ADJUSTMENT NOTE: For 1 vehicle	1.8
F	6163A0	HEADLIGHT-AIMING	0.1
	7113A1	REAR BRAKE-ADJUSTMENT EXCLUDES: Rear brake shoe adjustment	0.1
	7113A1B	Adjust the hydraulic equalizer add	1.5
	3113A3	THROTTLE OPERATION-ADJUSTMENT	0.1

• Inspection/Measurement

	LON	DESCRIPTION	FRT
E	1115A0	COMPRESSION PRESSURE-MEASUREMENT	0.1
	6145A0	IGNITION TIMING-INSPECTION	0.4
F	6105A0	BATTERY-CHECKING OF ELECTROLYTE LEVEL & CHARGE	0.2

• Other work

	LON	DESCRIPTION	FRT
E	1130A1	OIL FILTER SCREEN-CLEANING	0.2
F	3120A0	CLEANER ELEMENT-CLEANING	0.1
	7110A0	FRONT BRAKE-AIR BLEEDING	0.2
	7110A4	CBS BRAKE-AIR BLEEDING	1.3
	1151E7	RADIATOR COOLANT-CHANGE	0.4
	6155A1	REMOTE TRANSMITTER OR INTEGRATED IGNITION KEY REGISTRATION	0.1

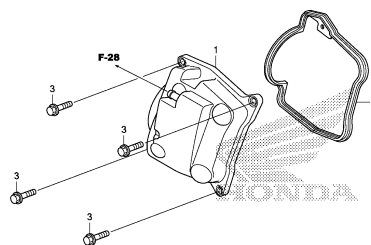
ENGINE GROUP

C 3

E-2

CYLINDER HEAD COVER

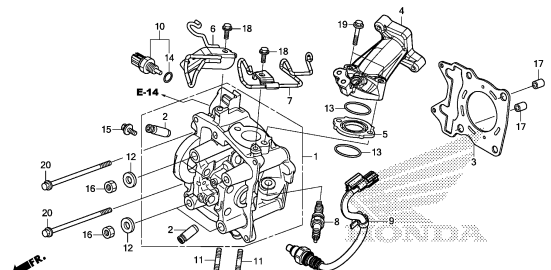
D 1



E-3

CYLINDER HEAD

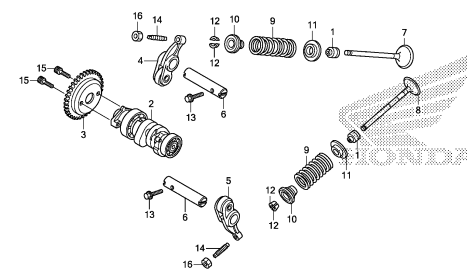
D 2



E-4

CAMSHAFT/VALVE

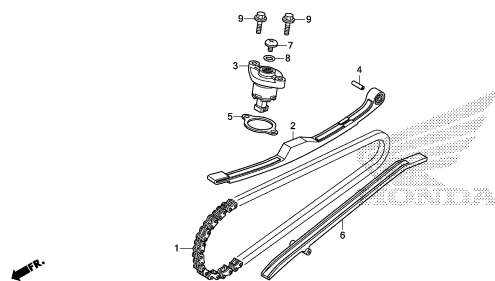
D 4



E-5

CAM CHAIN/TENSIONER

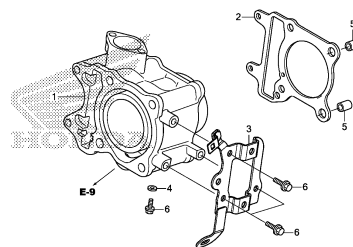
D 6



E-6

CYLINDER

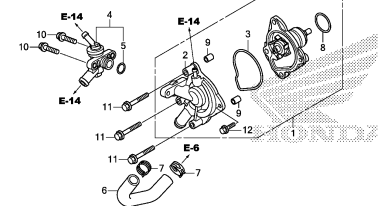
D 7



E-9

WATER PUMP

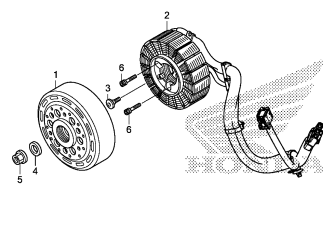
D 8



E-10

A.C.G. STARTER

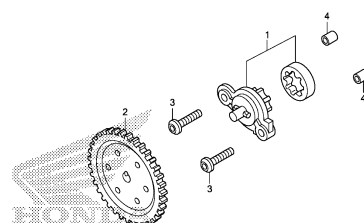
D 9



E-11

OIL PUMP

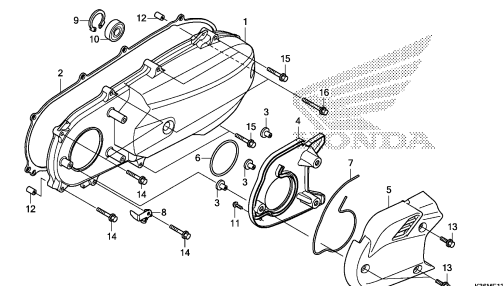
D10



E-13

LEFT SIDE COVER

D11



2

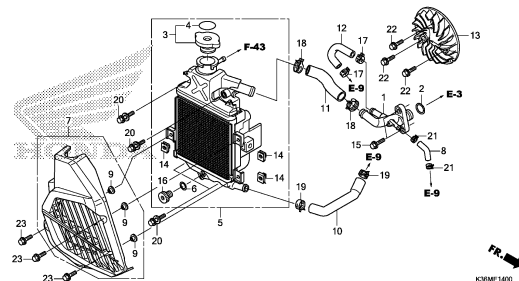
ENGINE GROUP

C 4

E-14

D12

RADIATOR

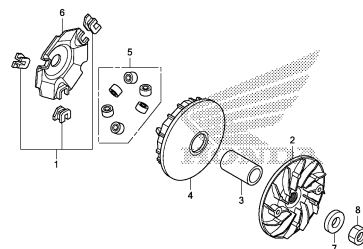


K30ME1400

E-16

D13

DRIVE FACE

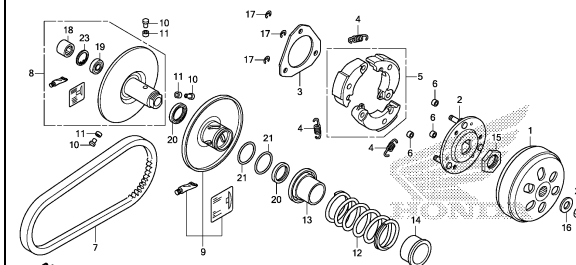


K30ME1600

E-17

D14

DRIVEN FACE

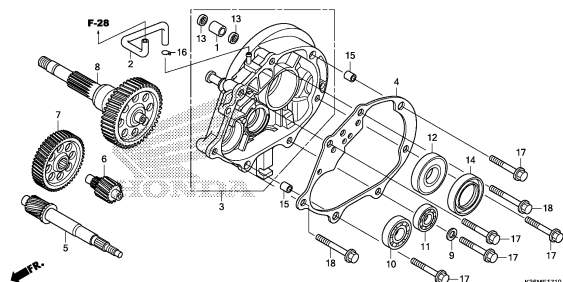


K30ME1700

E-17-10

D16

TRANSMISSION

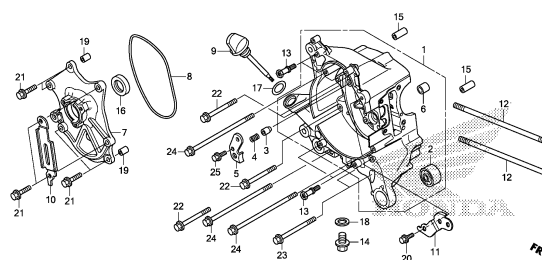


K30ME1710

E-19-10

E 1

RIGHT CRANKCASE

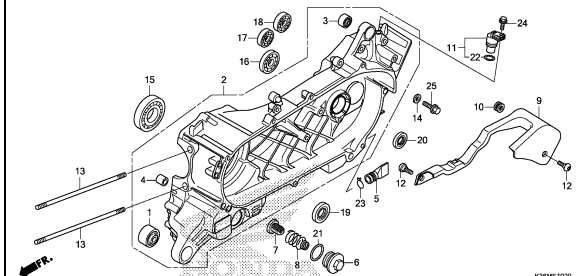


K30ME1910

E-19-20

E 2

LEFT CRANKCASE

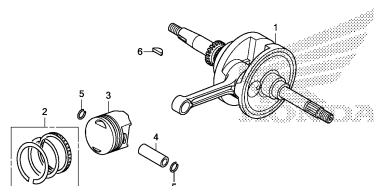


K30ME1920

E-20

E 4

CRANKSHAFT/PISTON

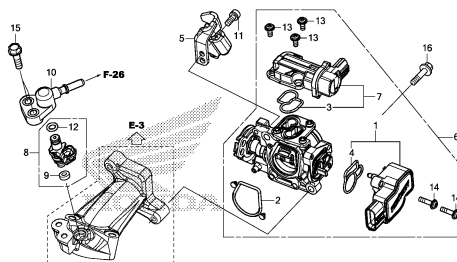


K30ME2000

E-22

E 5

THROTTLE BODY/FUEL INJECTOR



K30ME2200

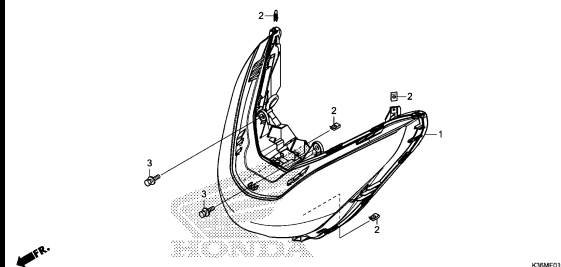
FRAME GROUP

C 5

F-1

HEADLIGHT

F 1

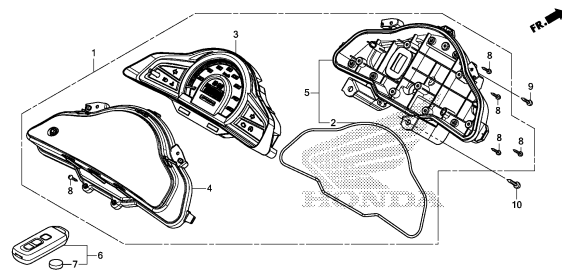


K36MF100

F-2

METER

F 2

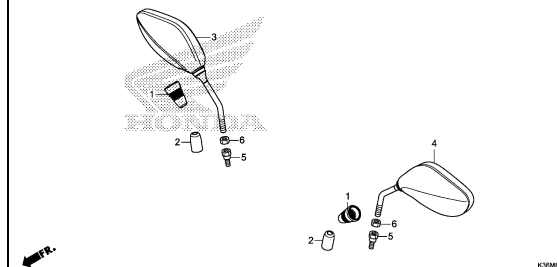


K36MF000

F-3

MIRROR

F 3

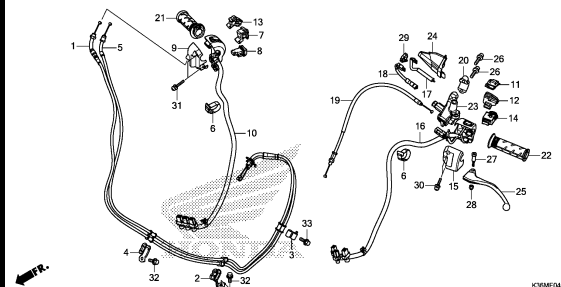


K36MF000

F-4

HANDLE LEVER/SWITCH/CABLE

F 4

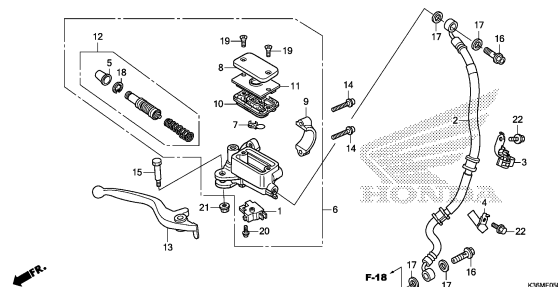


K36MF040

F-5

FRONT BRAKE MASTER CYLINDER

F 6

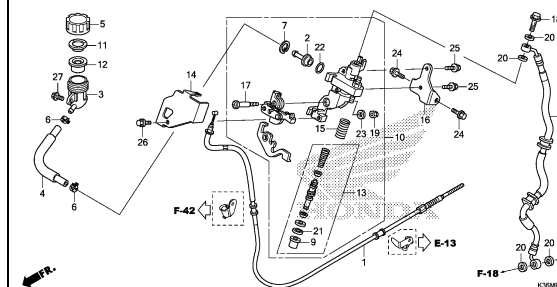


K36MF000

F-5-10

BRAKE MASTER CYLINDER

F 7

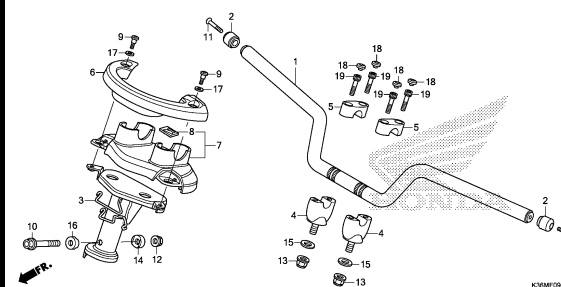


K36MF000

F-9

HANDLE PIPE/HANDLE COVER

F 9

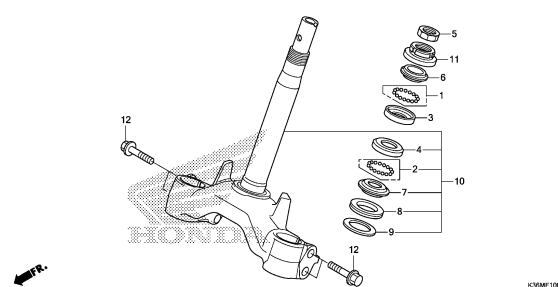


K36MF000

F-10

STEERING STEM

F10

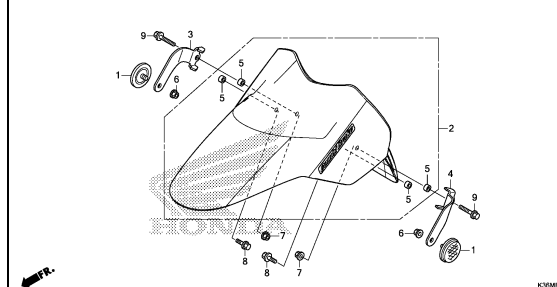


K36MF100

F-11

FRONT FENDER

F11



K36MF100

3

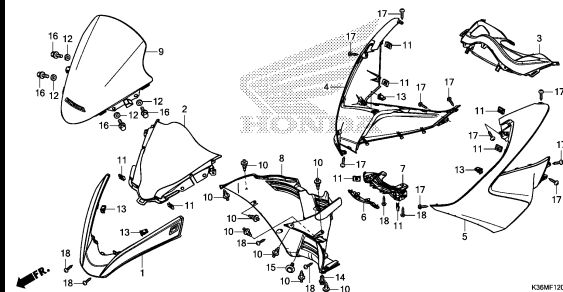
FRAME GROUP

C 6

F-12

FRONT COVER

F12

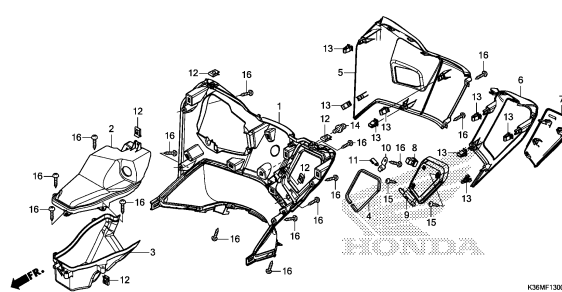


K36MF1200

F-13

INNER COVER

F14

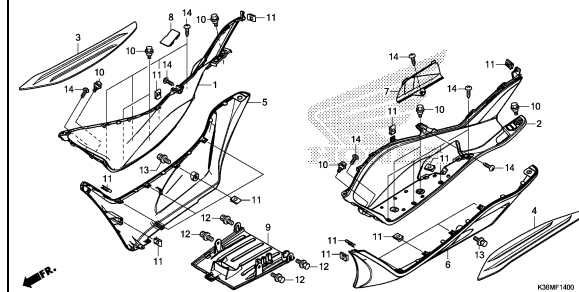


K36MF1300

F-14

FLOOR STEP

F15

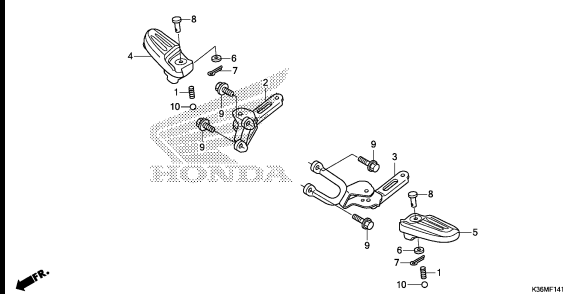


K36MF1400

F-14-10

PILLION STEP

F16

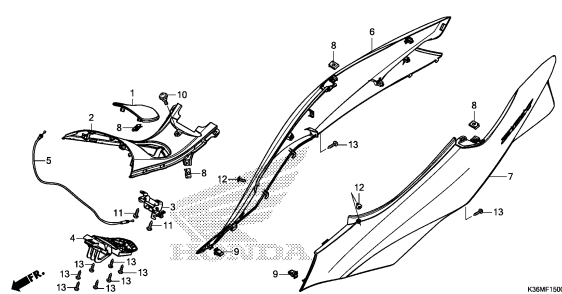


K36MF1410

F-15

BODY COVER

G 1

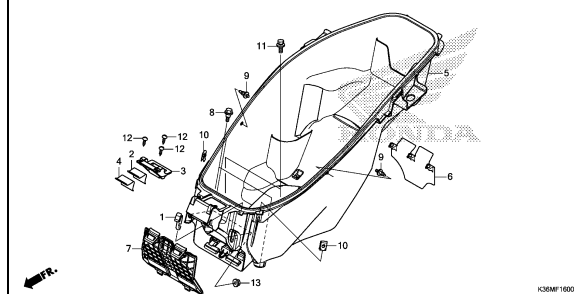


K36MF1500

F-16

LUGGAGE BOX

G 2

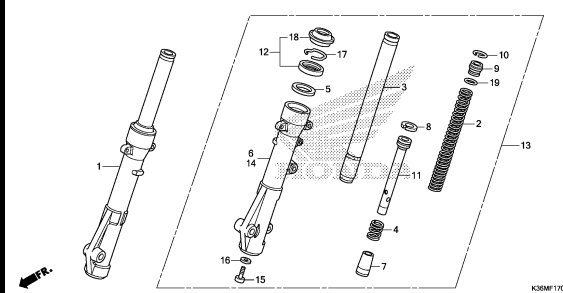


K36MF1600

F-17

FRONT FORK

G 3

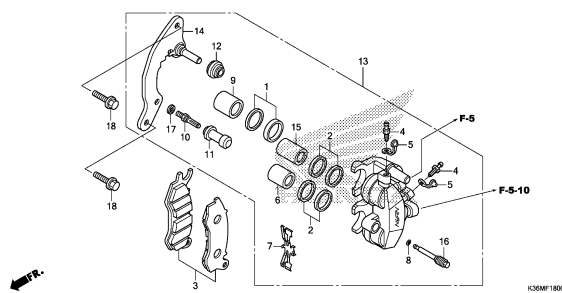


K36MF1700

F-18

FRONT BRAKE CALIPER

G 4

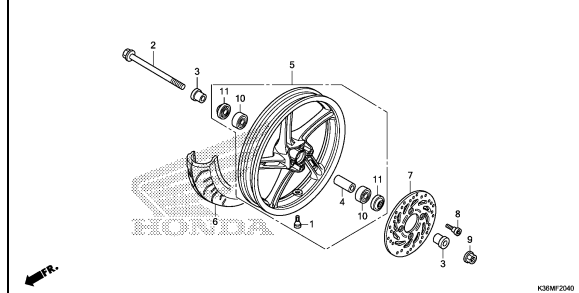


K36MF1800

F-20-40

FRONT WHEEL

G 5



K36MF2040

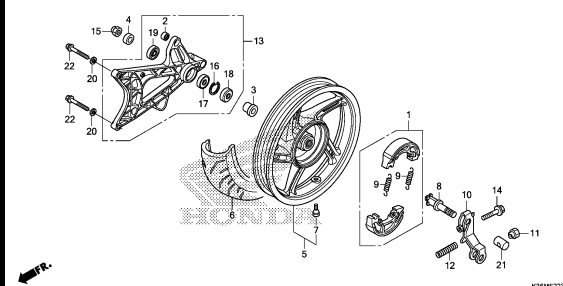
FRAME GROUP

C 7

F-22-30

G 6

REAR WHEEL/SWINGARM

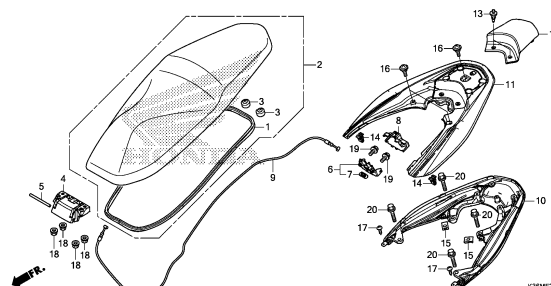


K30MF2230

F-24

G 8

SEAT

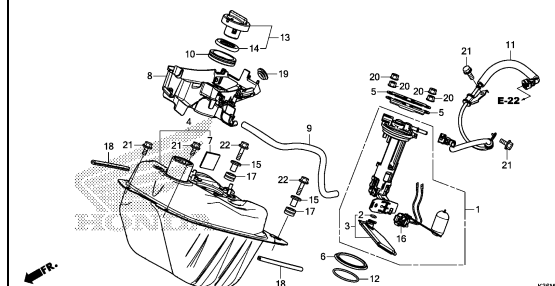


K30MF2400

F-26

G 9

FUEL TANK

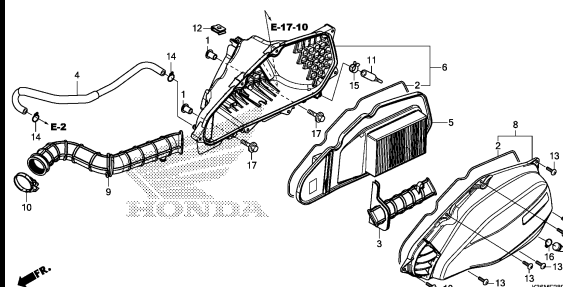


K30MF2600

F-28

G10

AIR CLEANER

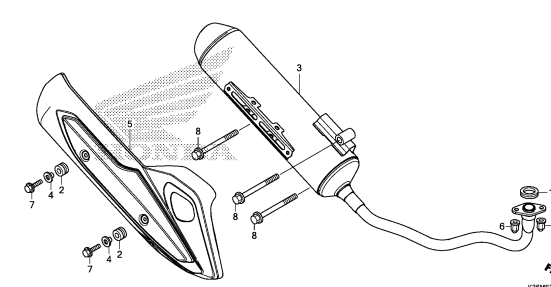


K30MF2800

F-30

G11

EXHAUST MUFFLER

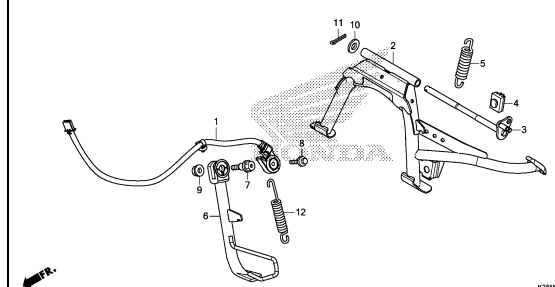


K30MF3000

F-35

G12

STAND

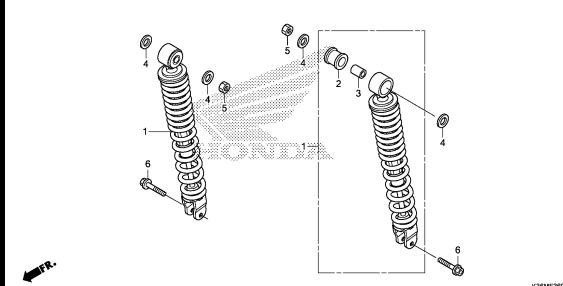


K30MF3500

F-36

G13

REAR CUSHION

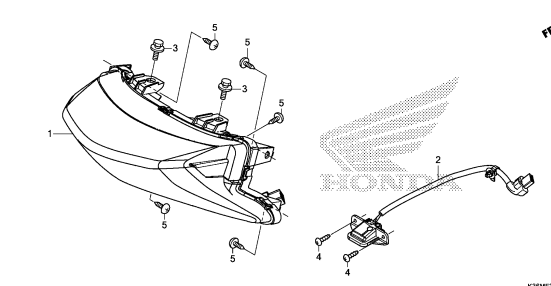


K30MF3600

F-38-10

G14

REAR COMBINATION LIGHT/LICENSE LIGHT

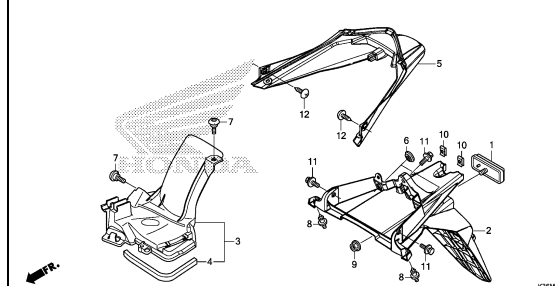


K30MF3810

F-39

G15

REAR FENDER



K30MF3900

3

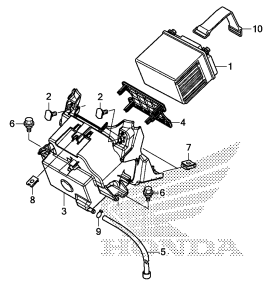
FRAME GROUP

C 8

F-40

G16

BATTERY

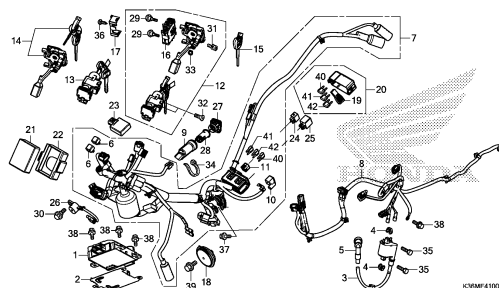


K36MF4000

F-41

H 1

WIRE HARNESS

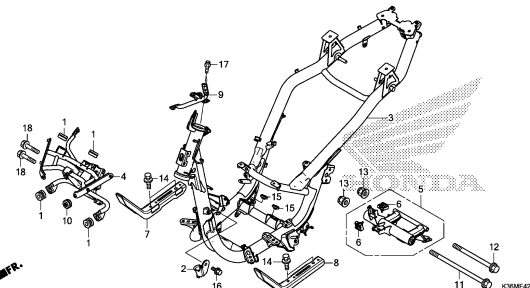


K36MF4100

F-42

H 3

FRAME BODY

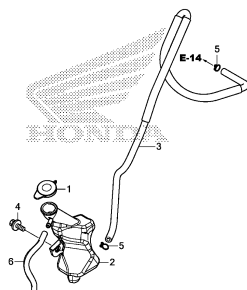


K36MF4200

F-43

H 4

RESERVE TANK

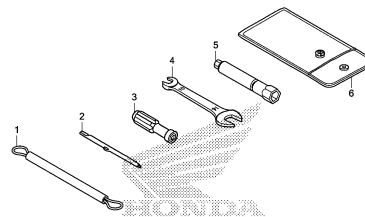


K36MF4300

F-46

H 5

TOOLS

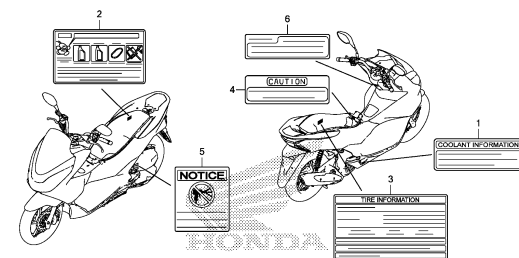


K36MF4600

F-47

H 6

CAUTION LABEL

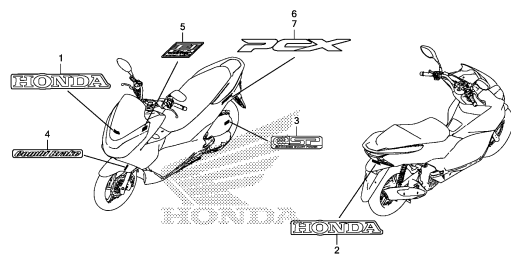


K36MF4700

F-48

H 7

MARK/EMBLEM

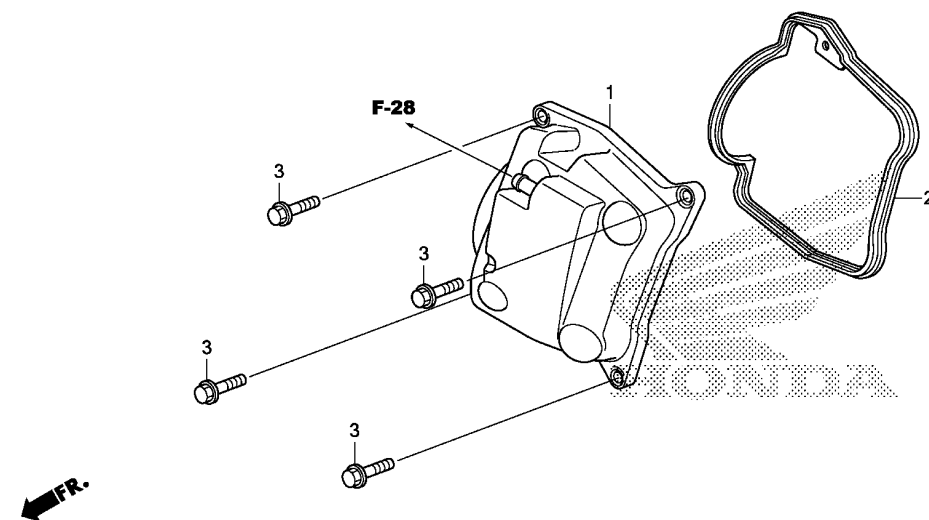


K36MF4800

E-2

CYLINDER HEAD COVER

D 1



K36ME0200

Ref. No.	L.O.N.	(Relative ref. Number) Description	F.R.T.
1	1111C4	COVER, CYLINDER HEAD	1.3
2	1111D2	GASKET, CYLINDER HEAD COVER ..	1.3

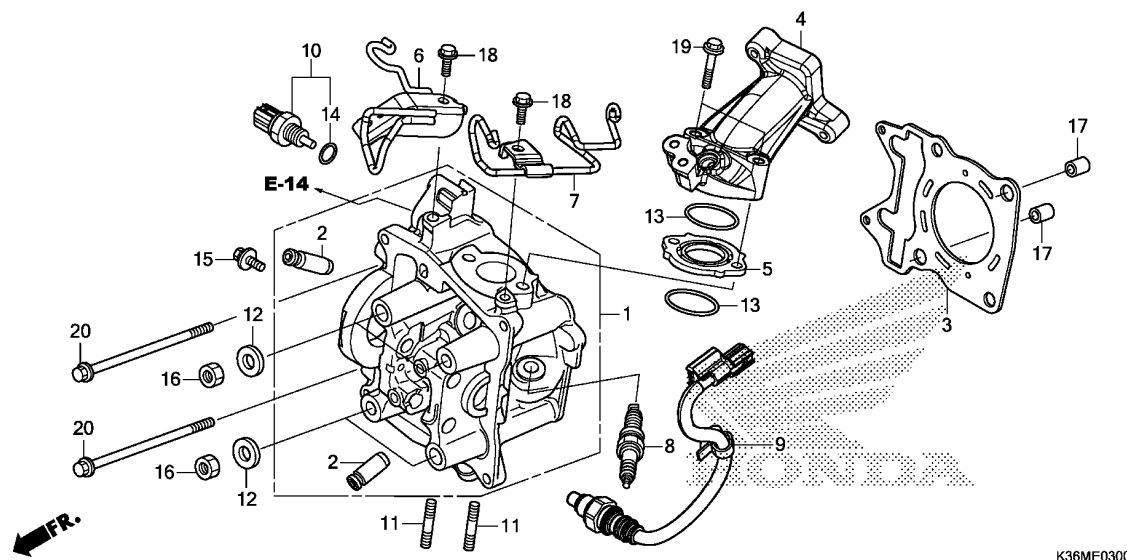
Ref. No.	Part No.	Description	Reqd. QTY WW150 F	Serial No.	Parts catalogue code
1	12310-KZR-700	COVER COMP., CYLINDER HEAD ..	1		
2	12391-KZR-600	GASKET, CYLINDER HEAD COVER ..	1		
3	95701-06022-00	BOLT, FLANGE, 6X22	4		

2

E-3

CYLINDER HEAD

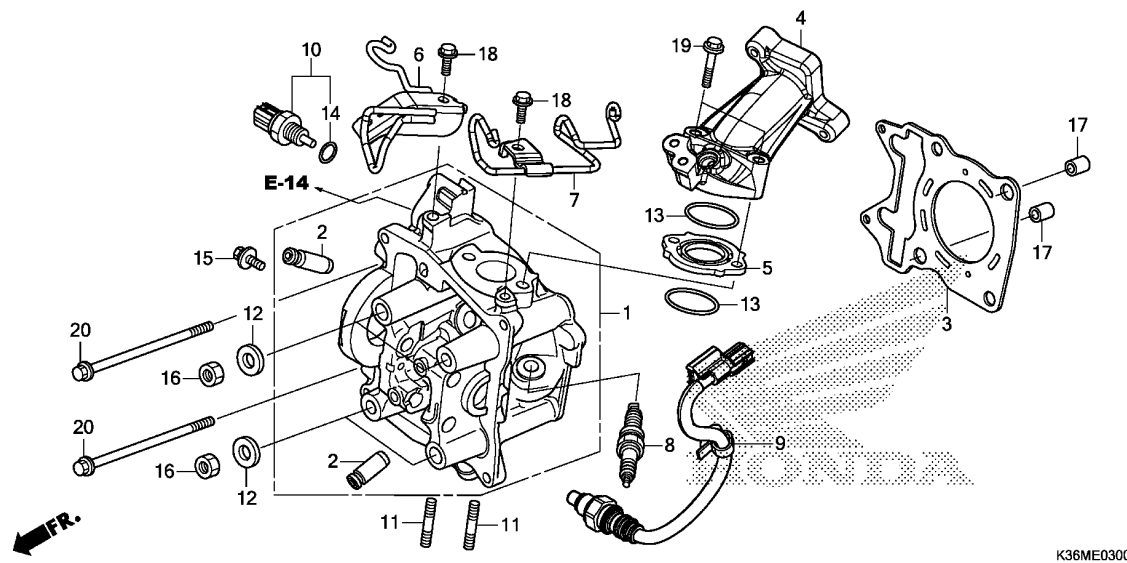
D 2



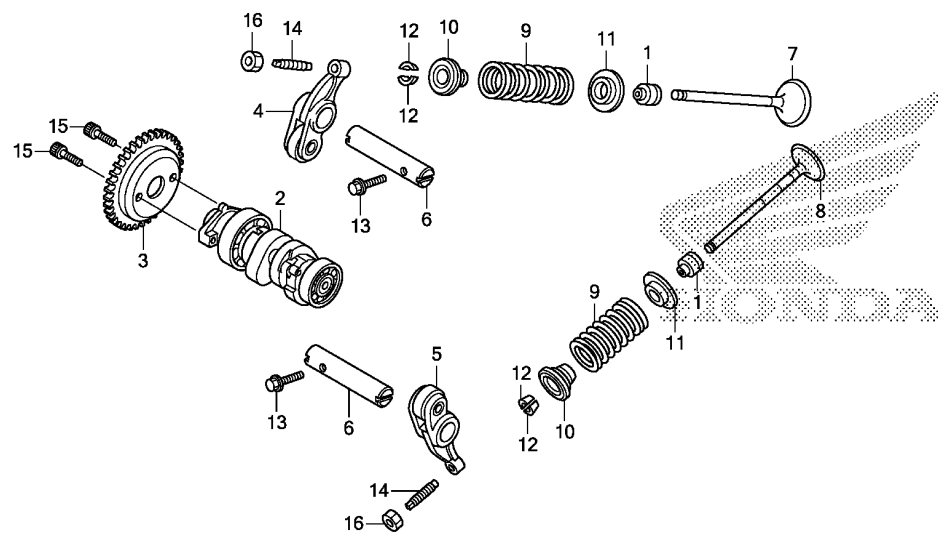
Ref. No.	L.O.N.	(Relative ref. Number) Description	F.R.T.
1	111106	HEAD, CYLINDERINCLUDES: Engine removal and installation .INCLUDES: Valve adjust and reface	5.1
2	1111L9	GUIDE, INTAKE VALVE(ONE)INCLUDES: Engine removal and installation .INCLUDES: Reaming .INCLUDES: Valve adjust and reface	5.1
	1111M0	GUIDE, EXHAUST VALVE(ONE)INCLUDES: Engine removal and installation .INCLUDES: Reaming .INCLUDES: Valve adjust and reface	5.1
	1111M9	GUIDE, VALVE :FOR 1 VEHICLE .. .INCLUDES: Engine removal and installation .INCLUDES: Reaming .INCLUDES: Valve adjust and reface	5.4
+ 3	111115	GASKET, CYLINDER HEAD	4.3

K36ME0300

Ref. No.	Part No.	Description	Reqd. QTY WW150 F	Serial No.	Parts catalogue code
1	12010-K36-T00	HEAD ASSY., CYLINDER	1		
2	12204-KWN-P00	GUIDE, VALVE(O.S.)	2		
3	12251-KZY-701	GASKET, CYLINDER HEAD	1		
4	17111-K36-J00	PIPE, IN.	1		
5	17119-KZY-700	INSULATOR, IN. PIPE	1		
6	17120-K36-J00	STAY COMP., HOSE CLAMPER	1		
7	17219-K35-V00	CLAMPER, BREATHER TUBE	1		
8	31917-KPH-901	PLUG, SPARK(CPR7EA-9)(NGK) ..	1		
9	36532-K35-V01	SENSOR, OXYGEN	1		
10	37870-KZR-601	SENSOR ASSY., WATER TEMP	1		
11	90004-KGF-910	BOLT, STUD, 7X17	2		
12	90483-KWN-900	WASHER, 8MM	4		
13	91301-KRJ-901	O-RING, 29X2	2		
14	91307-PLC-004	O-RING, 9.5X1.9(PANASONIC) ..	1		
15	93404-06012-00	BOLT-WASHER, 6X12	1		
16	94030-08280	NUT, HEX., 8MM	4		
17	94301-10160	DOWEL PIN, 10X16	2		
18	95701-06014-00	BOLT, FLANGE, 6X14	2		
19	95701-06040-00	BOLT, FLANGE, 6X40	2		
20	95701-06095-00	BOLT, FLANGE, 6X95	2		



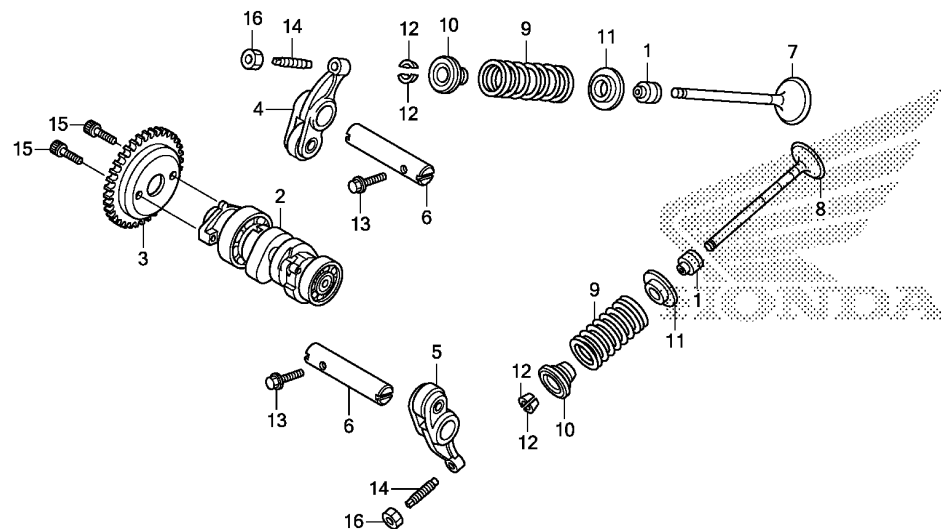
Ref. No.	L.O.N.	(Relative ref. Number) Description	F.R.T.
+ 3		.INCLUDES: Engine removal and installation	
4		(5,13)	
111107		MANIFOLD, INTAKE	1.2
8 614130		PLUG, SPARK	0.1
9 617121		SENSOR, OXYGEN	0.4
10		(14)	
6171A9		SENSOR, WATER TEMP	0.7



K36ME0400

Ref. No.	L.O.N.	(Relative ref. Number) Description	F.R.T.
2	111118	CAMSHAFTINCLUDES: Valve adjustment	4.6
3	1111Q4	SPROCKET, CAM (6)	3.6
4	1111K8	ARM, INTAKE VALVE ROCKER(ONE) .INCLUDES: Valve adjustment (6)	4.5
5	1111K9	ARM, EXHAUST VALVE ROCKER(ONE) .INCLUDES: Valve adjustment	4.5
	1111L8	ARM, VALVE ROCKER :FOR 1 VEHICLEINCLUDES: Valve adjustment	4.5
7	1111N0	VALVE, INTAKE(ONE)INCLUDES: Engine removal and installation	4.7
8	1111N1	VALVE, EXHAUST(ONE)INCLUDES: Engine removal and installation	4.7
	1111P0	VALVE :FOR 1 VEHICLEINCLUDES: Engine removal and installation .INCLUDES: Refacing	4.9

Ref. No.	Part No.	Description	Reqd. QTY WW150 F	Serial No.	Parts catalogue code
1	12209-GB4-681	SEAL, VALVE STEM(NOK)	2		
	12209-GB4-682	SEAL, VALVE STEM(ARAI)	2		
2	14100-K35-J00	CAMSHAFT COMP.	1		
3	14321-KWN-900	SPROCKET, CAM(34T)	1		
4	14430-KZR-600	ARM COMP., IN. VALVE ROCKER -	1		
5	14440-KZR-600	ARM COMP., EX. VALVE ROCKER -	1		
6	14451-KZR-600	SHAFT, ROCKER ARM	2		
7	14711-KZY-700	VALVE, IN.	1		
8	14721-KZY-700	VALVE, EX.	1		
9	14751-KWN-900	SPRING, VALVE	2		
10	14771-KWN-900	RETAINER, VALVE SPRING	2		
11	14775-KZR-600	SEAT, VALVE SPRING	2		
12	14781-MA6-000	COTTER, VALVE	4		
13	90002-KWB-600	BOLT, FLANGE, 5X12	2		
14	90012-KWB-600	SCREW, TAPPET ADJUSTING	2		
15	90083-KVB-900	BOLT, SOCKET KNOCK, 5MM	2		
16	90206-001-000	NUT, TAPPET ADJUSTING	2		



FR.

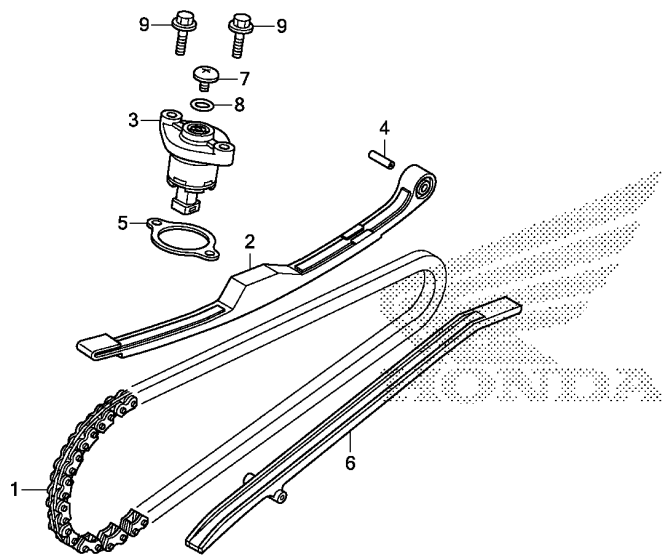
K36ME0400

Ref. No.	L.O.N.	(Relative ref. Number) Description	F.R.T.
9		(1,10,11,12)	
1111P2		INTAKE VALVE SPRING AND/OR STEM SEAL(ONE)	4.5
		.INCLUDES: Engine removal and installation	
1111P3		EXHAUST VALVE SPRING AND/OR STEM SEAL(ONE)	4.5
		.INCLUDES: Engine removal and installation	
1111Q2		VALVE SPRING AND/OR STEM SEAL :FOR 1 VEHICLE	4.6
		.INCLUDES: Engine removal and installation	

E-5

CAM CHAIN/TENSIONER

D 6



K36ME0500

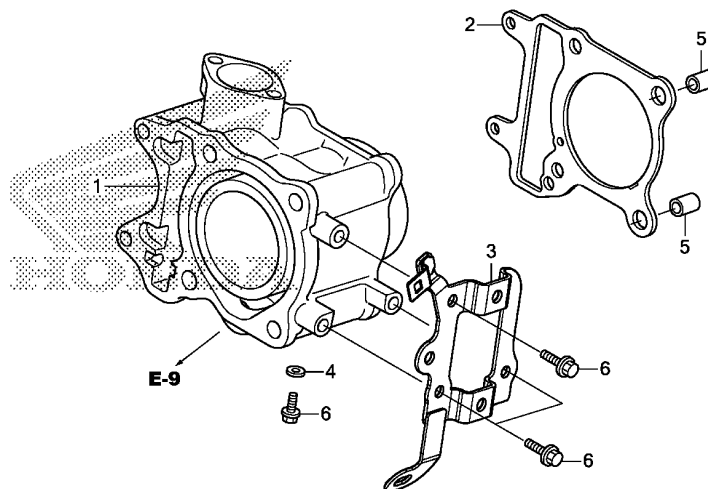
Ref. No.	L.O.N.	(Relative ref. Number) Description	F.R.T.
1	110140	CHAIN, CAMINCLUDES: Engine removal and installation	4.8
2	111130	TENSIONER, CAM CHAININCLUDES: Engine removal and installation	4.8
3	111133	(5) LIFTER, TENSIONER	1.2
6	111139	GUIDE, CAM CHAININCLUDES: Engine removal and installation	4.3

Ref. No.	Part No.	Description	Reqd. QTY WW150 F	Serial No.	Parts catalogue code
1	14401-KSS-931	CHAIN, CAM(92L)(DAIDO)	1		
2	14510-KZR-600	TENSIONER ASSY., CAM CHAIN ..	1		
3	14520-KZR-602	LIFTER ASSY., TENSIONER	1		
4	14531-KZR-600	PIVOT, CAM CHAIN TENSIONER ..	1		
5	14560-KZR-600	GASKET, TENSIONER LIFTER	1		
6	14611-KWN-900	GUIDE, CAM CHAIN	1		
7	90005-KY7-000	SCREW, PAN, 6X6	1		
8	91306-MG3-000	O-RING, 1.5X9.5	1		
9	95701-06022-00	BOLT, FLANGE, 6X22	2		

E-6

CYLINDER

D 7



Ref. No.	L.O.N.	(Relative ref. Number) Description	F.R.T.
1	1111A5	CYLINDERINCLUDES: Engine removal and installation	4.7
2	111102	GASKET, CYLINDERINCLUDES: Engine removal and installation	4.6
3	6141C2	STAY, IGNITION COILINCLUDES: Engine removal and installation	0.3

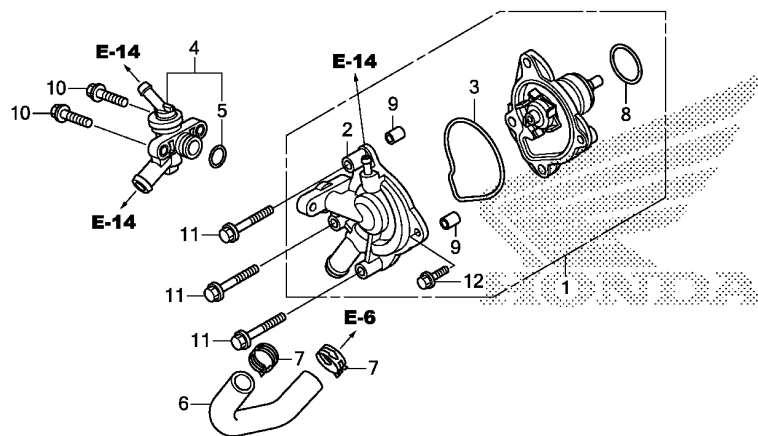
Ref. No.	Part No.	Description	Reqd. QTY WW150 F	Serial No.	Parts catalogue code
1	12100-K36-T00	CYLINDER COMP.	1		
2	12191-KZR-600	GASKET, CYLINDER	1		
3	30515-K35-V00	STAY COMP., IGNITION COIL ...	1		
4	90463-ML7-000	WASHER, SEALING, 6.5MM	1		
5	94301-10160	DOWEL PIN, 10X16	2		
6	95701-06014-00	BOLT, FLANGE, 6X14	4		

2

E-9

WATER PUMP

D 8



K36ME0900

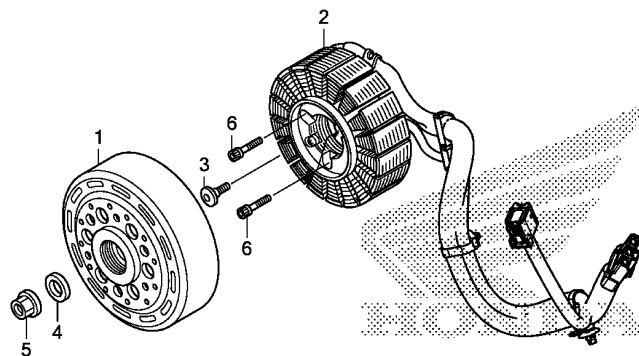
Ref. No.	L.O.N.	(Relative ref. Number) Description	F.R.T.
1	114103	PUMP ASSY., WATER	0.8
2	1141B0	COVER, WATER PUMP	0.8
3	1141B1	GASKET, WATER PUMP COVER	0.8
4	114116	THERMOSTAT	0.9
6	114132	HOSE C, WATER	0.5

Ref. No.	Part No.	Description	Reqd. QTY WW150 F	Serial No.	Parts catalogue code
1	19200-KWN-901	PUMP ASSY., WATER	1		
2	19220-KWN-901	COVER COMP., WATER PUMP	1		
3	19226-KWN-900	GASKET, WATER PUMP COVER	1		
4	19300-K35-V01	THERMOSTAT ASSY.	1		
5	19310-K35-V01	O-RING	1		
6	19503-KWN-900	HOSE C, WATER	1		
7	90701-KWN-901	CLAMP, WATER HOSE, 24MM	2		
8	91302-KWN-900	O-RING, 34X2	1		
9	94301-08100	DOWEL PIN, 8X10	2		
10	95701-06022-00	BOLT, FLANGE, 6X22	2		
11	95701-06040-00	BOLT, FLANGE, 6X40	3		
12	96001-06016-00	BOLT, FLANGE, 6X16	1		

E-10

A.C.G. STARTER

D 9

FR. 
K36ME1000

Ref. No.	L.O.N.	(Relative ref. Number) Description	F.R.T.
1	613105	ROTOR OR FLYWHEEL	0.9
2	6131A3	STATOR	2.6

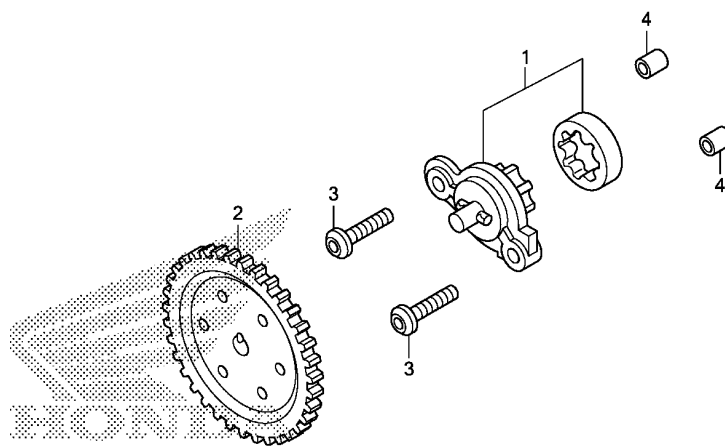
Ref. No.	Part No.	Description	Reqd. QTY WW150 F	Serial No.	Parts catalogue code
1	31210-KZY-701	FLYWHEEL COMP.	1		
2	31220-K36-T01	STATOR COMP.	1		
3	90001-KWR-000	BOLT, SOCKET, 6X18	1		
4	90439-KWZ-900	WASHER, 12X24X2.3	1		
5	94050-12000	NUT, FLANGE, 12MM	1		
6	96700-06025-00	BOLT, SOCKET, 6X25	3		

2

E-11

OIL PUMP

D10



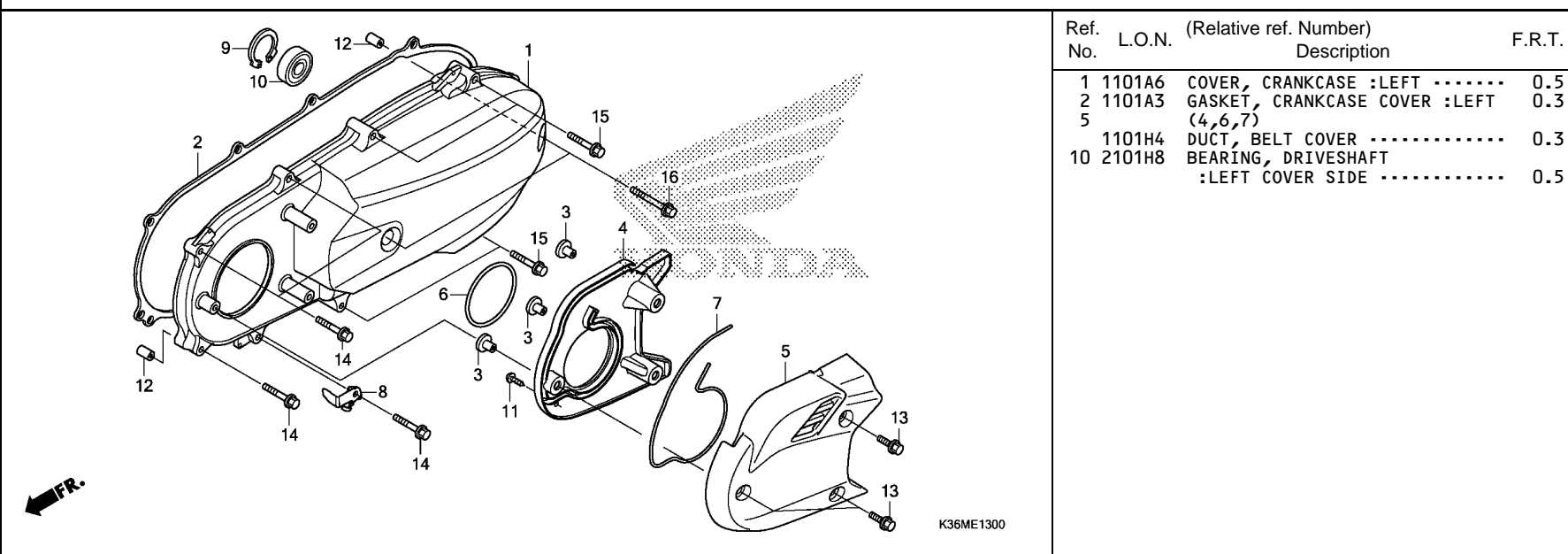
Ref. No.	L.O.N.	(Relative ref. Number) Description	F.R.T.
1	113105	PUMP ASSY., OIL	2.8
2	1131C4	GEAR, OIL PUMP DRIVEN	2.7

Ref. No.	Part No.	Description	Reqd. QTY WW150 F	Serial No.	Parts catalogue code
1	15010-KWN-900	PUMP SET, OIL	1		
2	15133-KWN-900	GEAR, OIL PUMP DRIVEN(35T) ..	1		
3	90003-KWN-900	BOLT, SPECIAL, 6X23.5	2		
4	94301-08100	DOWEL PIN, 8X10	2		

E-13

LEFT SIDE COVER

D11



Ref. No.	L.O.N.	(Relative ref. Number) Description	F.R.T.
1	1101A6	COVER, CRANKCASE :LEFT	0.5
2	1101A3	GASKET, CRANKCASE COVER :LEFT	0.3
5		(4,6,7)	
	1101H4	DUCT, BELT COVER	0.3
10	2101H8	BEARING, DRIVESHAFT :LEFT COVER SIDE	0.5

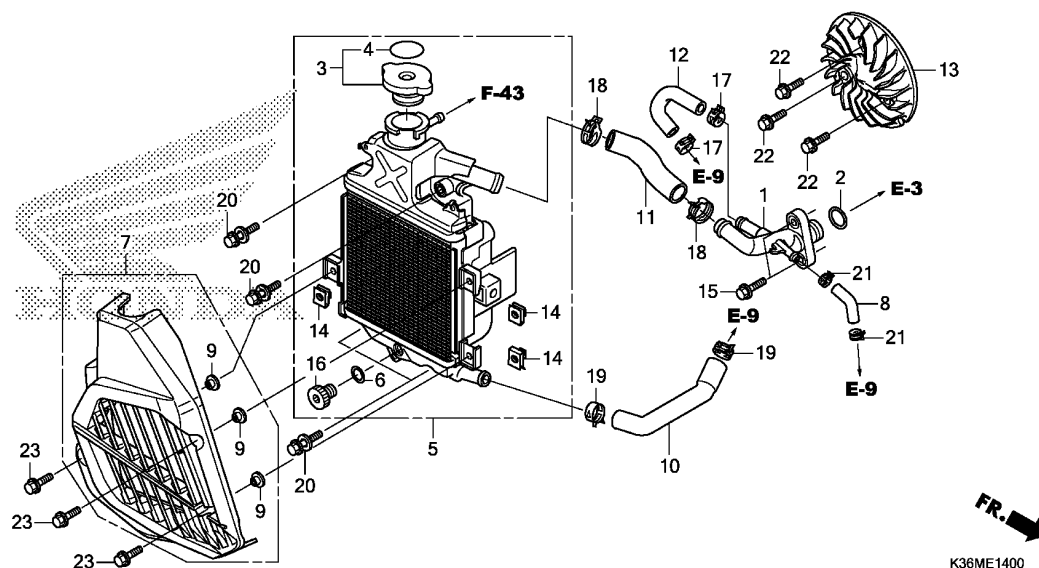
Ref. No.	Part No.	Description	Reqd. QTY WW150 F	Serial No.	Parts catalogue code
1	11341-KWN-780	COVER, L. SIDE	1		
2	11395-KZR-600	GASKET, L. COVER	1		
3	19416-KEY-900	COLLAR	3		
4	19641-KWN-710	DUCT, L. COVER	1		
5	19642-KWN-710	CAP, L. COVER	1		
6	19645-KWN-900	SEAL, BELT COVER DUCT	1		
7	19649-KWN-710	SEAL, L. COVER DUCT	1		
8	43455-K12-900	CLAMPER, RR. BRAKE CABLE ...	1		
9	90652-KVB-900	CIRCLIP, INTERNAL, 32MM	1		
10	91005-KVB-900	BEARING COMP. (6002UU) (NTN) ..	1		
11	93903-24480	SCREW, TAPPING, 4X16	1		
12	94301-08140	DOWEL PIN, 8X14	2		
13	96001-06018-07	BOLT, FLANGE, 6X18	3		
14	96001-06028-00	BOLT, FLANGE, 6X28	4		
15	96001-06040-00	BOLT, FLANGE, 6X40	4		
16	96001-06065-00	BOLT, FLANGE, 6X65	2		

2

E-14

RADIATOR

D12



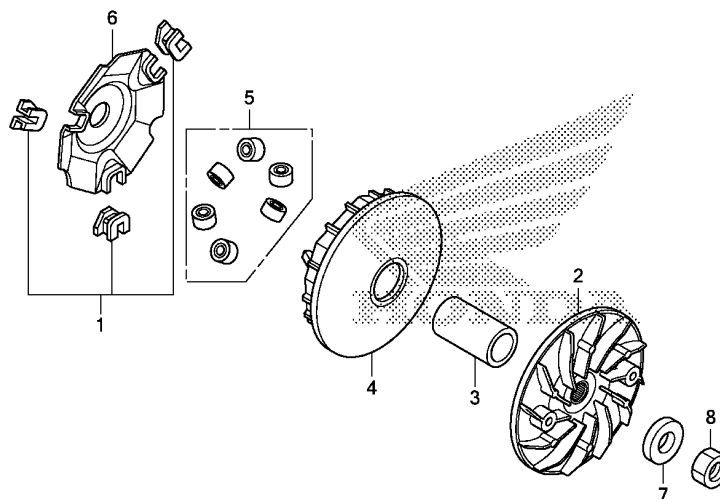
Ref. No.	L.O.N.	(Relative ref. Number) Description	F.R.T.
1	1151L2	JOINT, 3WAY HOSE	1.4
3	1151B8	CAP, RADIATOR	0.2
5	1151C3	RADIATOR	0.6
7	1151I5	COVER, RADIATOR	0.2
8	1141H9	TUBE, AIR BREATHER	1.1
10	114130	HOSE A, WATER	0.5
11	114131	HOSE B, WATER	0.7
12	1141B4	HOSE, WATER BYPASS	1.3
13	1151A6	FAN, COOLING	0.6

Ref. No.	Part No.	Description	Reqd. QTY WW150 F	Serial No.	Parts catalogue code
1	12206-KZR-600	JOINT COMP., WATER HOSE	1		
2	12207-KWN-900	O-RING, 15.4X2	1		
3	19037-KVB-902	CAP COMP., RADIATOR(T.RAD) ..	1		
4	19046-KVB-902	LABEL, RADIATOR CAP(T.RAD) ..	1		
5	19100-KZY-701	RADIATOR ASSY.	1		
6	19109-GET-003	SEAL, DRAIN	1		
7	19150-KWN-781	COVER COMP., RADIATOR	1		
8	19332-KWN-900	TUBE, AIR BREATHER	1		
9	19416-KEY-900	COLLAR	3		
10	19501-KZR-600	HOSE A, WATER	1		
11	19502-KZR-600	HOSE B, WATER	1		
12	19504-KZR-600	HOSE, BYPASS	1		
13	19510-K01-900	FAN COMP., COOLING	1		
14	84601-HA7-670	NUT, FENDER SETTING	3		
15	90004-GHB-660	BOLT, FLANGE, 6X22(NSHF)	2		
16	90103-GET-003	BOLT, DRAIN	1		
17	90678-MR1-690	CLIP, HOSE	2		
18	90701-KWN-901	CLAMP, WATER HOSE, 24MM	2		
19	90701-MF5-003	CLAMP, WATER HOSE, 21MM	2		
20	93401-06025-08	BOLT-WASHER, 6X25	4		
21	95002-41050-08	CLAMP, TUBE(D10.5)	2		
22	95701-06016-00	BOLT, FLANGE, 6X16	3		
23	96001-06016-07	BOLT, FLANGE, 6X16	3		

E-16

DRIVE FACE

D13

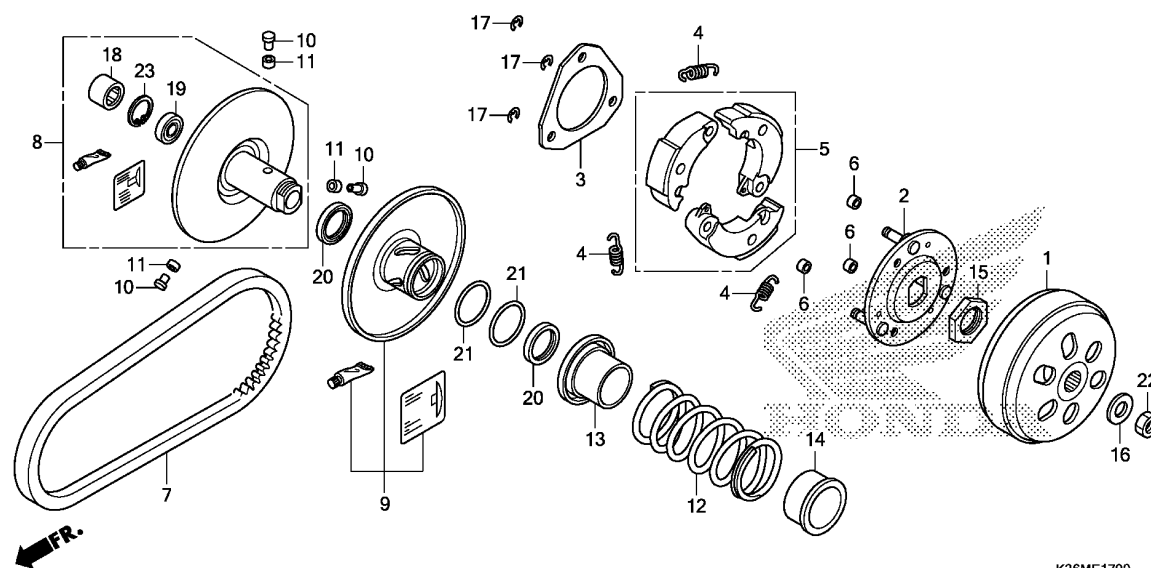


K36ME1600

Ref. No.	L.O.N.	(Relative ref. Number) Description	F.R.T.
2	2111A0	FACE, DRIVE	0.5
4	2111A1	FACE, MOVABLE DRIVE	0.5
5		(1,6)	
	2111A4	ROLLER, WEIGHT	0.5

Ref. No.	Part No.	Description	Reqd. QTY WW150 F	Serial No.	Parts catalogue code
1	22011-KWN-900	PIECE SET, SLIDE	1		
2	22102-K35-V00	FACE, DRIVE	1		
3	22105-KWN-900	BOSS, DRIVE FACE	1		
4	22110-K36-A00	FACE COMP., MOVABLE DRIVE ...	1		
5	22123-K36-T00	ROLLER SET, WEIGHT	1		
6	22131-KWN-900	PLATE, RAMP	1		
7	90401-KWN-900	WASHER, 15X29X7	1		
8	94030-14200	NUT, HEX., 14MM	1		

2



Ref. No.	L.O.N.	(Relative ref. Number) Description	F.R.T.
1	2121A0	OUTER, CLUTCH	0.4
5		(2,4)	
5	2121A6	WEIGHT SET, CLUTCH	0.9
7	2111B2	BELT, DRIVE	0.5
8		(10,11,13)	
9	2111A2	FACE, DRIVEN	0.8
12		(20,21)	
12	2111A3	FACE, MOVABLE DRIVEN	0.9
18		(14)	
18	2111A7	SPRING, DRIVEN FACE	0.7
		(19)	
	2111A8	BEARING, DRIVEN FACE	1.0
	2111A8A	.Replace 1 bearing add	0.1

Ref. No.	Part No.	Description	Reqd. QTY WW150 F	Serial No.	Parts catalogue code
1	22100-KWN-900	OUTER COMP., CLUTCH	1		
2	22350-GFM-900	PLATE COMP., DRIVE	1		
	22350-KVB-900	1		
3	22361-KVB-900	PLATE, CLUTCH SIDE	1		
4	22401-KWN-640	SPRING, CLUTCH	3		
5	22535-K35-V00	WEIGHT SET, CLUTCH	1		
6	22804-148-000	RUBBER, CLUTCH DAMPER	3		
7	23100-K36-J01	BELT, DRIVE	1		
8	23205-K35-V00	FACE SET, DRIVEN	1		
9	23224-K36-J00	FACE SET, MOVABLE DRIVEN	1		
10	23225-KSY-900	PIN, ROLLER GUIDE	3		
11	23226-KVB-900	ROLLER, GUIDE	3		
12	23233-K36-J00	SPRING, DRIVEN FACE	1		
13	23237-K35-V00	COLLAR, SEAL	1		
14	23238-KVB-900	COLLAR, SPRING	1		
15	90202-KN7-670	NUT, SPECIAL, 28MM	1		
16	90441-GY6-940	WASHER, 12.2X29X2.5	1		
17	90605-166-720	CIRCLIP, 7MM	3		
18	91001-KCW-003	BEARING, NEEDLE, 20X29X18 (NTN)	1		
	91109-KVY-901	BEARING, NEEDLE, 20X29X18 (SCHAEFFLER)	1		
19	91002-GA7-701	BEARING, RADIAL BALL, 6902U (NTN)	1		
	91009-KVY-961	BEARING, RADIAL BALL, 6902U (NSK)	1		
20	91211-KN7-671	SEAL, DRIVEN FACE, 34X41X4 ..	2		

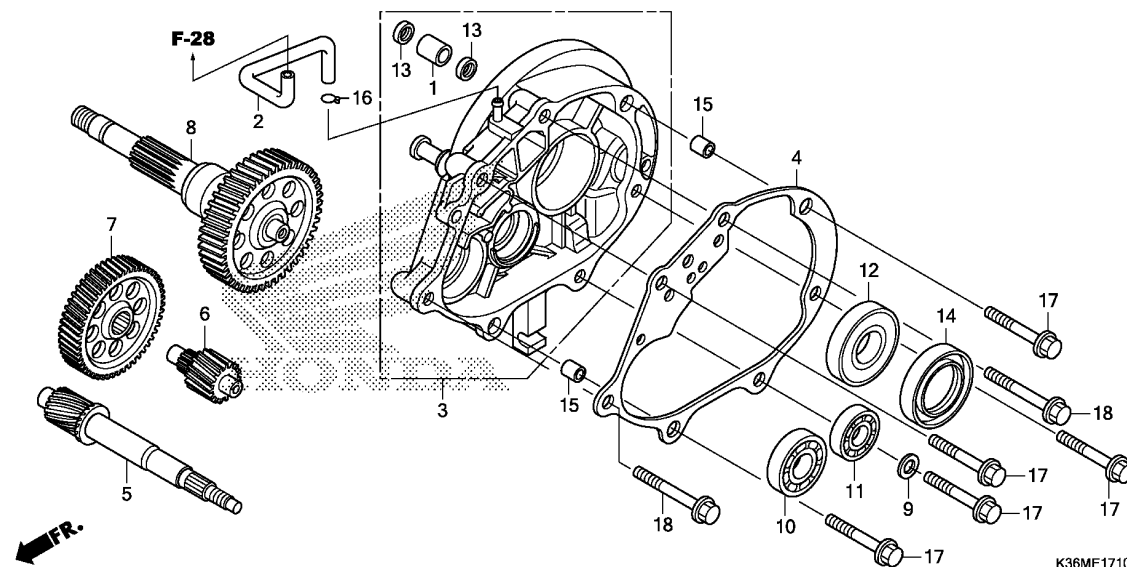
D15

2

E-17-10

TRANSMISSION

D16



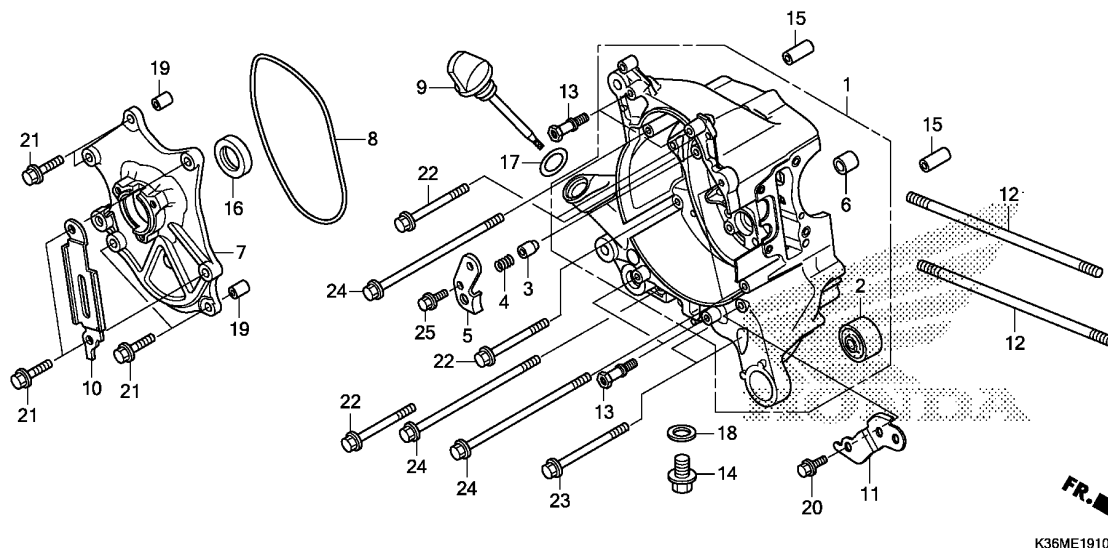
Ref. No.	L.O.N.	(Relative ref. Number) Description	F.R.T.
3	2101A2	CASE, TRANSMISSION	1.3
4	2101A3	GASKET, TRANSMISSION CASE	0.9
5	2101E9	SHAFT, DRIVE	1.2
6	210142	COUNTERSHAFT, TRANSMISSION ...	0.9
7	2101A5	GEAR, COUNTER	0.9
8	210170	SHAFT, FINAL GEAR	0.9
10	2101F1	BEARING, DRIVESHAFT :RIGHT ...	1.1
	2101J1	BEARING, DRIVESHAFT :BOTH	1.3
11	2101C8	BEARING, COUNTERSHAFT :RIGHT ..	1.1
	2101C9	BEARING, COUNTERSHAFT :BOTH ..	1.2
12		(14)	
	2101E6	BEARING, FINAL GEAR SHAFT	
		:RIGHT	1.1
	2101J0	BEARING, FINAL GEAR SHAFT	
		:BOTH	1.2

Ref. No.	Part No.	Description	Reqd. QTY WW150 F	Serial No.	Parts catalogue code
1	11204-KGF-900	SLEEVE, RR. BRAKE CAM	1		
2	11211-KZR-600	TUBE, MISSION BREATHER	1		
3	21200-KWN-710	CASE COMP., TRANSMISSION	1		
4	21395-KZR-600	GASKET, TRANSMISSION CASE ...	1		
5	23411-KZR-601	SHAFT, DRIVE(17T)	1		
6	23421-KZR-600	COUNTERSHAFT(13T)	1		
7	23422-K36-J00	GEAR, COUNTER(54T)	1		
8	23430-KZR-600	GEAR COMP., FINAL(44T)	1		
9	90495-MN5-000	WASHER, SEALING, 8MM	1		
10	91004-KZR-601	BEARING, RADIAL BALL, 6202 (NTN)	1		
	91004-KZR-602	BEARING, RADIAL BALL, 6202 (FUJIKOSHI)	1		
11	91006-KZR-601	BEARING, RADIAL BALL, 6201 (NTN)	1		
	91006-KZR-602	BEARING, RADIAL BALL, 6201 (FUJIKOSHI)	1		
12	91009-KWN-901	BEARING, RADIAL BALL, 6205 UU	1		
13	91201-434-003	OIL SEAL, 14X20X3.2	2		
14	91204-KWN-900	OIL SEAL, 34X52X7	1		
15	94301-10120	DOWEL PIN, 10X12	2		
16	95002-50000	CLIP, TUBE(C9)	1		
17	95701-08045-00	BOLT, FLANGE, 8X45	5		
18	95701-08055-00	BOLT, FLANGE, 8X55	2		

E-19-10

RIGHT CRANKCASE

E 1



Ref. No.	L.O.N.	(Relative ref. Number) Description	F.R.T.
1	110120	CRANKCASE :RIGHTINCLUDES: Engine removal and installation	5.6
	1101A2	CRANKCASE :BOTHINCLUDES: Engine removal and installation	6.7
7	6131A4	BASE, STATOR	2.7
8	6131B5	O-RING, STATOR BASE	2.6
16	110132	OIL SEAL, CRANKSHAFT :RIGHT ..	2.7
	1101H3	OIL SEAL, CRANKSHAFT :BOTHINCLUDES: Engine removal and installation	5.9

Ref. No.	Part No.	Description	Reqd. QTY WW150 F	Serial No.	Parts catalogue code
1	11100-KZR-601	CRANKCASE COMP., R.	1		
2	11103-KVB-901	BUSH, ENGINE HANGER RUBBER (HOKUSHIN)	1		
3	11114-KWN-900	PLUG, BEARING PUSH	1		
4	11116-KZR-600	SPRING, BEARING PUSH	1		
5	11117-KWN-901	PLATE, BEARING PUSH	1		
6	11205-GBC-300	BUSH, MAINSTAND	1		
7	11361-KWN-901	BASE, STATOR	1		
8	11363-KWN-900	GASKET, STATOR BASE	1		
9	15651-KWN-900	GAUGE, OIL LEVEL	1		
10	32961-KWN-900	CLAMPER, A.C. GENERATOR CORD	1		
11	32962-K35-V00	STAY, ENGINE HARNESS	1		
12	90031-KWN-900	BOLT A, STUD, 8X200.5	2		
13	90036-KZR-600	BOLT, RADIATOR DISTANCE	4		
14	90131-883-000	BOLT, DRAIN PLUG, 12X15	1		
15	90702-KWN-900	DOWEL PIN, SPECIAL, 6.3X10X30	2		
16	91201-KWN-901	OIL SEAL, 20.8X32X6	1		
17	91307-035-000	O-RING, 18X3	1		
18	94109-12000	WASHER, DRAIN PLUG, 12MM	1		
19	94301-08100	DOWEL PIN, 8X10	2		
20	95701-06014-00	BOLT, FLANGE, 6X14	1		
21	95701-06025-00	BOLT, FLANGE, 6X25	6		
22	95701-06065-00	BOLT, FLANGE, 6X65	4		
23	95701-06080-00	BOLT, FLANGE, 6X80	2		
24	95701-06130-00	BOLT, FLANGE, 6X130	4		
25	96001-06016-00	BOLT, FLANGE, 6X16	1		

E 2



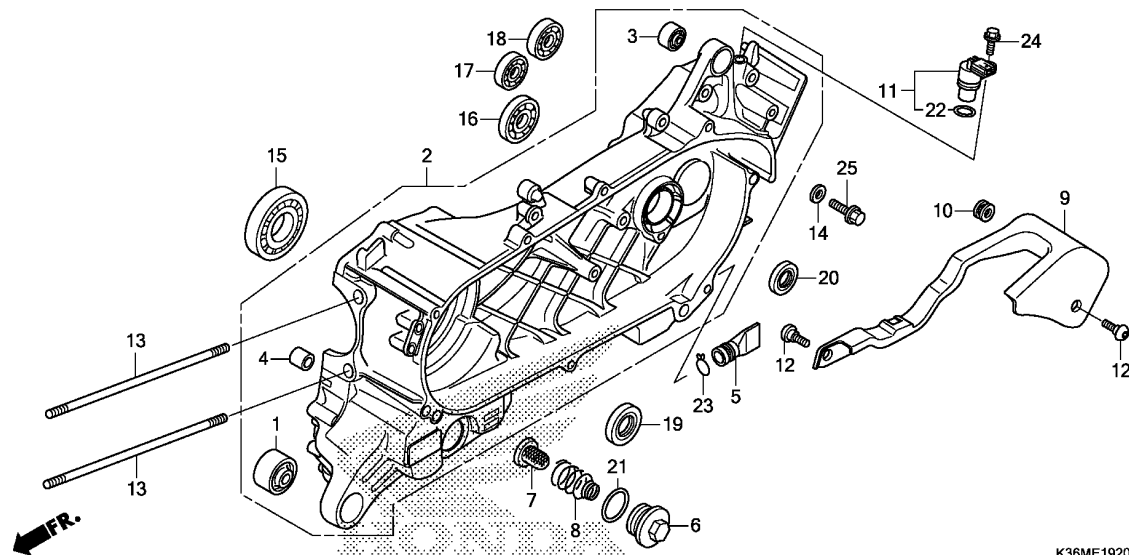
+ 1101H3	OIL SEAL, CRANKSHAFT :BOTH ...	5.9
----------	--------------------------------	-----

Ref. No.	Part No.	Description	Reqd. QTY WW150 F	Serial No.	Parts catalogue code
1	11103-KVB-901	BUSH, ENGINE HANGER RUBBER (HOKUSHIN)	1		
2	11200-K36-T00	CRANKCASE COMP., L.	1		
3	11203-KVB-901	BUSH, RR. CUSHION UNDER RUBBER (HOKUSHIN)	1		
4	11205-GBC-300	BUSH, MAINSTAND	1		
5	11343-KVG-900	TUBE, DRAIN	1		
6	12361-035-000	CAP, TAPPET ADJUSTING HOLE ..	1		
7	15421-KPL-900	SCREEN, OIL FILTER	1		
8	15426-KVB-900	SPRING, OIL FILTER SCREEN ...	1		
9	32112-KZR-600	PROTECTOR, SPEED SENSOR	1		
10	32113-KWN-900	GROMMET, SPEED SENSOR PROTECTOR	1		
11	37700-MJE-D01	SENSOR ASSY., SPEED(TDK-EPC)	1		
12	90001-KWR-000	BOLT, SOCKET, 6X18	2		
13	90032-KWN-900	BOLT B, STUD, 8X206	2		
14	90495-MN5-000	WASHER, SEALING, 8MM	1		
15	91002-KZR-602	BEARING, RADIAL BALL SPECIAL, 6207(FUJIKOSHI)	1		
	91002-KZR-603	BEARING, RADIAL BALL SPECIAL, 6207(NSK)	1		
16	91003-KZR-601	BEARING, RADIAL BALL, 6204 (NTN)	1		
	91003-KZR-602	BEARING, RADIAL BALL, 6204 (FUJIKOSHI)	1		

E-19-20

LEFT CRANKCASE

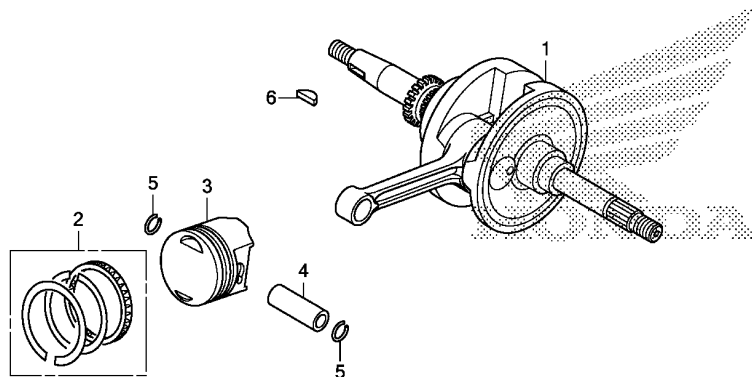
E 3



Ref. No.	L.O.N.	(Relative ref. Number) Description	F.R.T.
+19		.INCLUDES: Engine removal and installation	
20	2101E7	OIL SEAL, DRIVESHAFT	1.2

Ref. No.	Part No.	Description	Reqd. QTY WW150 F	Serial No.	Parts catalogue code
17	91005-KZR-601	BEARING, RADIAL BALL, 6301 (NTN)	1		
	91005-KZR-602	BEARING, RADIAL BALL, 6301 (FUJIKOSHI)	1		
18	91008-KZR-601	BEARING, RADIAL BALL, 6302 (NTN)	1		
	91008-KZR-602	BEARING, RADIAL BALL, 6302 (FUJIKOSHI)	1		
19	91202-KWN-901	OIL SEAL, 26X45X6	1		
20	91203-KWN-901	OIL SEAL, 20X32X6	1		
21	91302-001-020	O-RING, 30.8MM	1		
22	91303-KF0-003	O-RING, 14.8X2.4 (ARAI)	1		
23	95002-80000	CLIP, TUBE (C12)	1		
24	95701-06016-00	BOLT, FLANGE, 6X16	1		
25	95701-08016-00	BOLT, FLANGE, 8X16	1		

2



← IFR.

K36ME2000

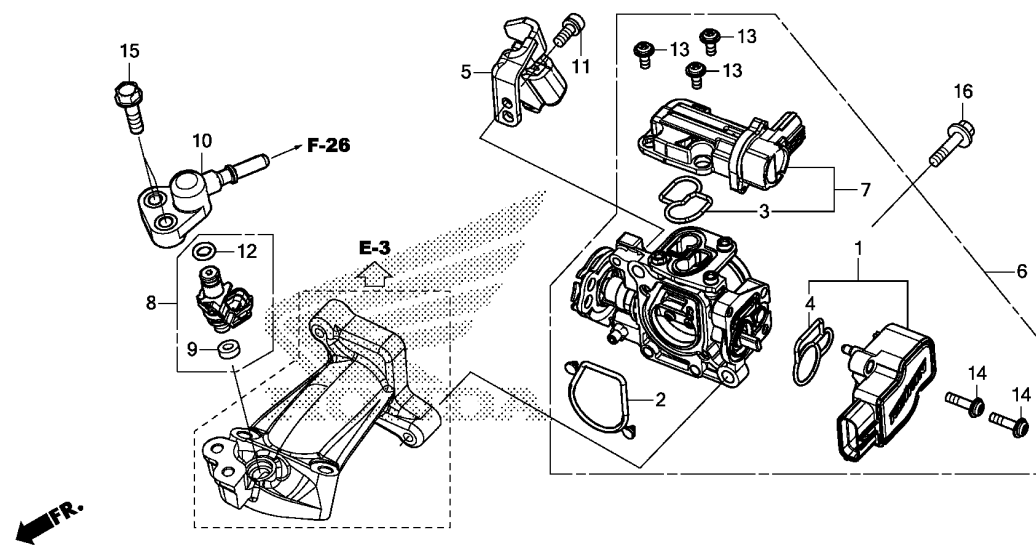
Ref. No.	L.O.N.	(Relative ref. Number) Description	F.R.T.
1	1101B5	CRANKSHAFTINCLUDES: Engine removal and installation (2,4,5)	6.0
3	111103	PISTON RING AND/OR PISTON(ONE) .INCLUDES: Engine removal and installation	4.7

Ref. No.	Part No.	Description	Reqd. QTY WW150 F	Serial No.	Parts catalogue code
1	13000-KZY-701	CRANKSHAFT COMP.	1		
2	13011-K36-T00	RING SET, PISTON(STD.) (RIKEN)	1		
	13021-K36-T00	RING SET, PISTON(0.25) (RIKEN)	(1)		
	13031-K36-T00	RING SET, PISTON(0.50) (RIKEN)	(1)		
3	13101-K36-T00	PISTON(STD.)	1		
	13102-K36-T00	PISTON(O.S.) (0.25)	(1)		
	13103-K36-T00	PISTON(O.S.) (0.50)	(1)		
4	13111-KGF-910	PIN, PISTON	1		
5	13115-KZY-700	CLIP, PISTON PIN, 14MM	2		
6	90741-003-010	KEY, WOODRUFF, 4MM	1		

E-22

THROTTLE BODY/FUEL INJECTOR

E 5



K38ME2200

Ref. No.	L.O.N.	(Relative ref. Number) Description	F.R.T.
1	617115	(4) SENSOR, THROTTLE	1.3
6	311132	(2) BODY ASSY., THROTTLE	1.3
7	3111N5	(3) VALVE, IDLE AIR CONTROL	0.9
8	311145	(9,10,12) INJECTOR, FUEL	0.9

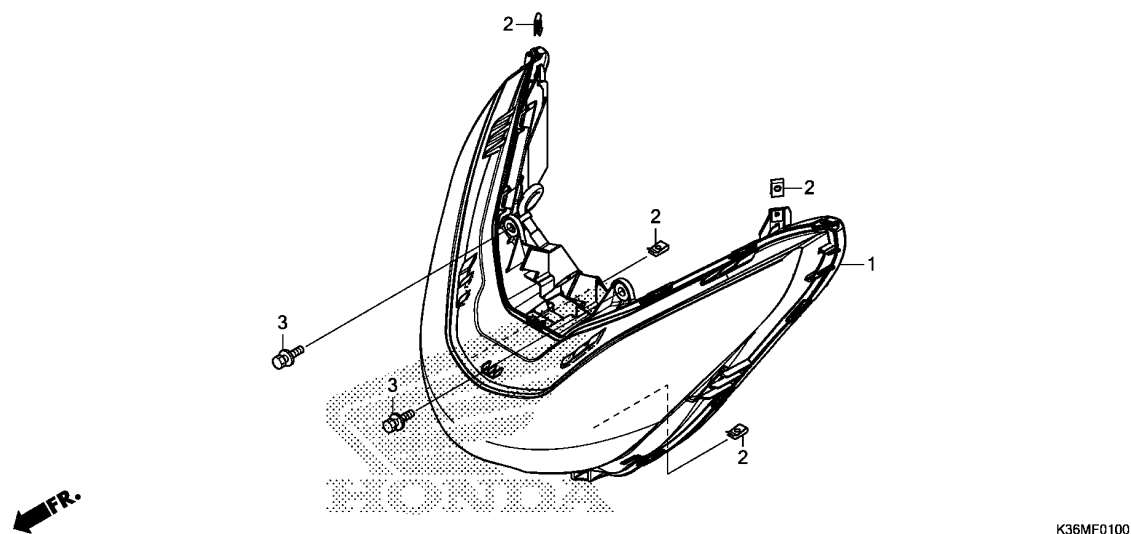
Ref. No.	Part No.	Description	Reqd. QTY WW150 F	Serial No.	Parts catalogue code
1	16060-K35-V01	SENSOR SET	1		
2	16075-K36-J01	O-RING, THROTTLE BODY	1		
3	16076-K35-V01	O-RING	1		
4	16077-K35-V01	O-RING	1		
5	16169-K35-V01	STAY, WIRE	1		
6	16400-K36-J01	THROTTLE BODY ASSY. (GQMNA A)	1		
7	16430-K35-V01	VALVE SET, IDLE AIR CONTROL	1		
8	16450-K36-J01	INJECTOR ASSY., FUEL	1		
9	16472-KPC-D50	RING, SEAL	1		
10	17560-K35-V00	JOINT COMP., INJECTOR	1		
11	90001-K35-V00	BOLT, SOCKET, 5X12	1		
12	91301-GGL-J01	O-RING, 6.3X2.2	1		
13	93891-04010-18	SCREW-WASHER, 4X10	3		
14	93891-04016-18	SCREW-WASHER, 4X16	2		
15	95701-06022-00	BOLT, FLANGE, 6X22	2		
16	96001-06025-00	BOLT, FLANGE, 6X25	2		

2

F-1

HEADLIGHT

F 1



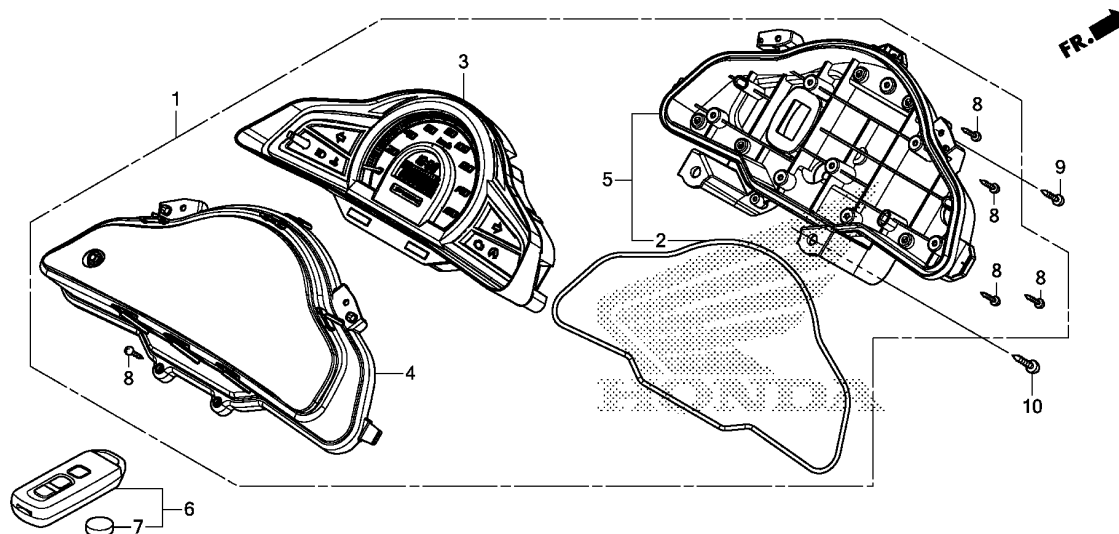
Ref. No.	L.O.N.	(Relative ref. Number) Description	F.R.T.
----------	--------	---------------------------------------	--------

1	6161A7	HEADLIGHT UNIT	1.5
---	--------	----------------------	-----

K36MF0100

Ref. No.	Part No.	Description	Reqd. QTY WW150 F	Serial No.	Parts catalogue code
1	33100-K35-V01	LIGHT ASSY., FR. COMBINATION	1		
2	90302-KWW-A00	NUT, SPRING, 4MM	4		
3	93404-06012-00	BOLT-WASHER, 6X12	2		

3



K36MF0200

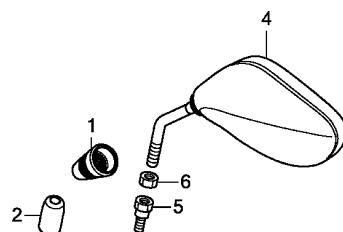
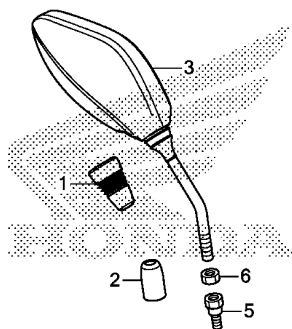
Ref. No.	L.O.N.	(Relative ref. Number) Description	F.R.T.
1	8121A1	METER ASSY., COMBINATION	1.5
3	8121A2	METER, COMBINATION	1.6
4	8121B7	LENS, METER	1.5
5		(2)	
	8121B3	CASE, METER	1.5

Ref. No.	Part No.	Description	Reqd. QTY WW150 F	Serial No.	Parts catalogue code
1	37200-K36-T01	SPEEDOMETER ASSY.(KPH)	1		
2	37205-K35-V01	PACKING	1		
3	37210-K36-T01	METER COMP., COMBINATION(KPH)	1		
4	37211-K35-V01	LENS ASSY.	1		
5	37212-K35-V01	CASE ASSY.	1		
6	72147-K36-T01	TRANSMITTER ASSY., ALARM & ANSWER	1		
7	72148-TY0-000	BATTERY COMP.(CR1632)	1		
8	90314-KVS-F22	SCREW, TAPPING, 3X14	9		
9	93903-24480	SCREW, TAPPING, 4X16	2		
10	93903-25310	SCREW, TAPPING, 5X16	2		

F-3

MIRROR

F 3



FR.

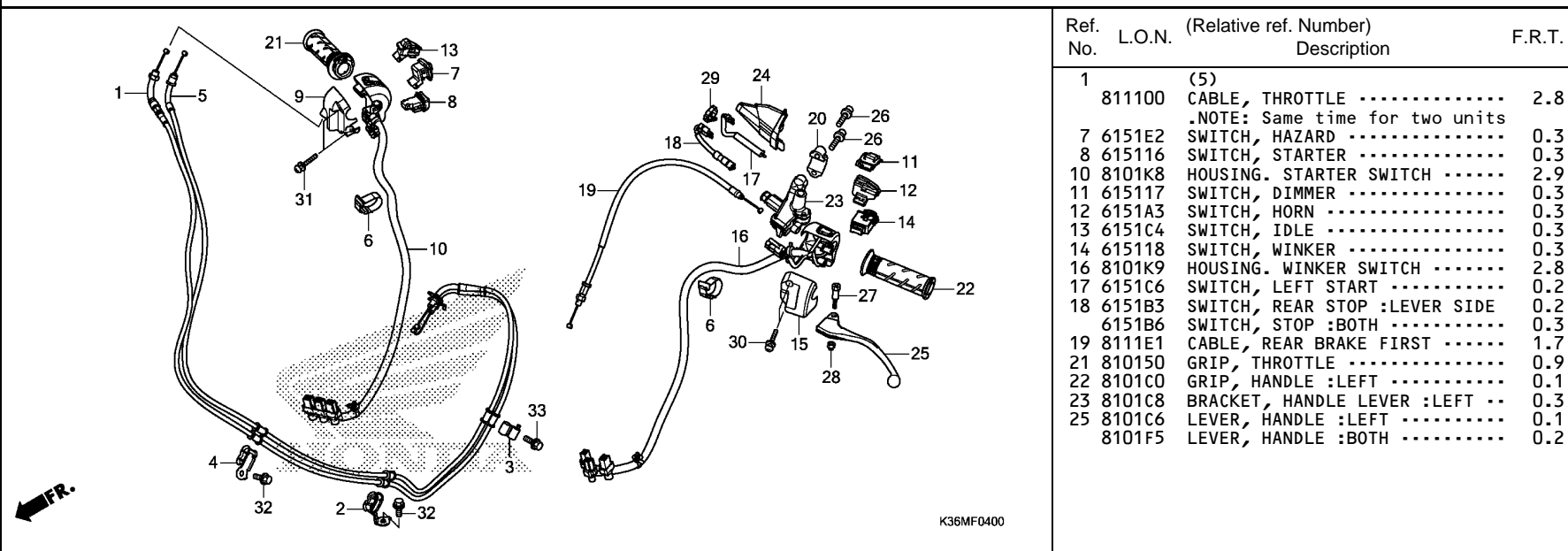
K36MF0300

Ref. No.	L.O.N.	(Relative ref. Number) Description	F.R.T.
----------	--------	---------------------------------------	--------

NO INFORMATION

Ref. No.	Part No.	Description	Reqd. QTY WW150 F	Serial No.	Parts catalogue code
1	88114-KWN-900	BOOT, MIRROR	2		
2	88115-KWN-900	CAP, LOCK NUT	2		
3	88210-KWN-900	MIRROR COMP., R.	1		
4	88220-KWN-900	MIRROR COMP., L.	1		
5	90103-KZR-701	BOLT B, ADAPTER, 10MM	2		
6	90301-KWW-640	NUT, HEX., 10MM (LEFT HAND THREAD)	2		

3

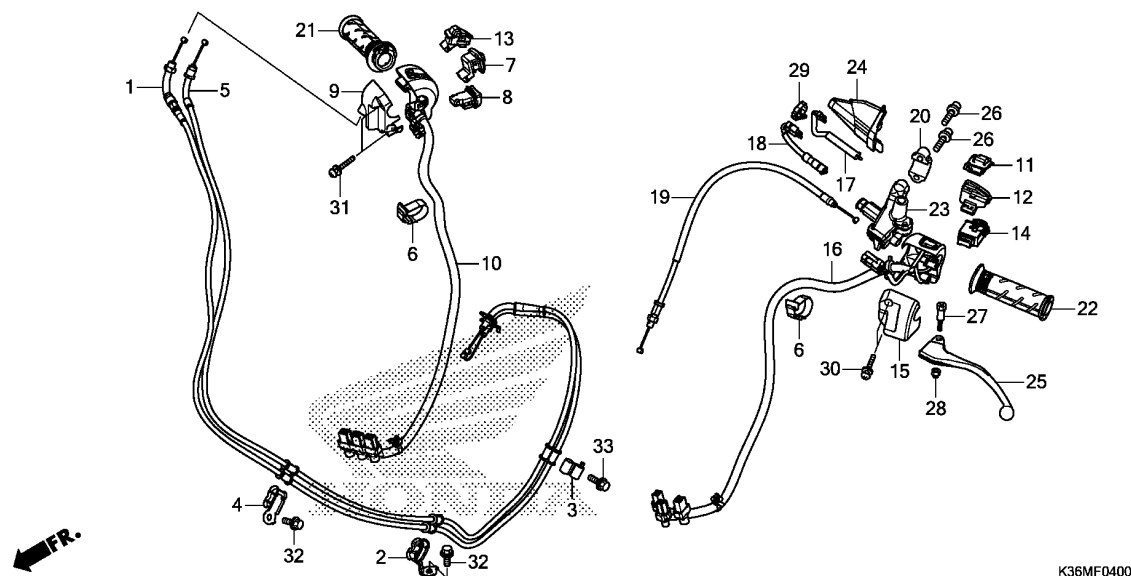


Ref. No.	Part No.	Description	Reqd. QTY WW150 F	Serial No.	Parts catalogue code
1	17910-K36-T01	CABLE COMP. A, THROTTLE	1		
2	17912-K35-V00	CLAMPER A, THROTTLE CABLE ...	1		
3	17913-K35-V00	CLAMPER B, THROTTLE CABLE ...	1		
4	17914-K35-V00	CLAMPER C, THROTTLE CABLE ...	1		
5	17920-K36-T01	CABLE COMP. B, THROTTLE	1		
6	32161-404-000	BAND B1, WIRE	2		
7	35150-K35-J01	SWITCH UNIT, HAZARD	1		
8	35160-KYZ-901	SWITCH UNIT, STARTER	1		
9	35164-GGZ-J02	HOUSING, STARTER SWITCH RR. -	1		
10	35165-K35-J01	HOUSING COMP., STARTER SWITCH	1		
11	35170-K35-V01	SWITCH UNIT, DIMMER	1		
12	35180-K03-N31	SWITCH UNIT, HORN(TOYO DENSO)	1		
13	35190-KWN-901	SWITCH UNIT, IDLE	1		
14	35200-K35-V01	SWITCH UNIT, WINKER	1		
15	35202-GGZ-J02	HOUSING, WINKER SWITCH RR. ..	1		
16	35205-K35-V01	HOUSING COMP., WINKER SWITCH	1		
17	35340-K35-V01	SWITCH ASSY., L. STARTER	1		
18	35345-K35-V01	SWITCH ASSY., RR. STOP	1		
19	43440-K36-T01	CABLE COMP., RR. BRAKE FIRST	1		
20	45517-166-006	HOLDER, MASTER CYLINDER	1		
21	53140-K35-V00	GRIP COMP., THROTTLE	1		
22	53166-KWN-900	GRIP, L. HANDLE	1		
23	53172-K35-V00	BRACKET, L. HANDLE LEVER	1		
24	53177-K35-V00	BOOT, L. LEVER	1		
25	53178-K35-V00	LEVER, L. STEERING HANDLE ...	1		

F-4

HANDLE LEVER/SWITCH/CABLE

F 5



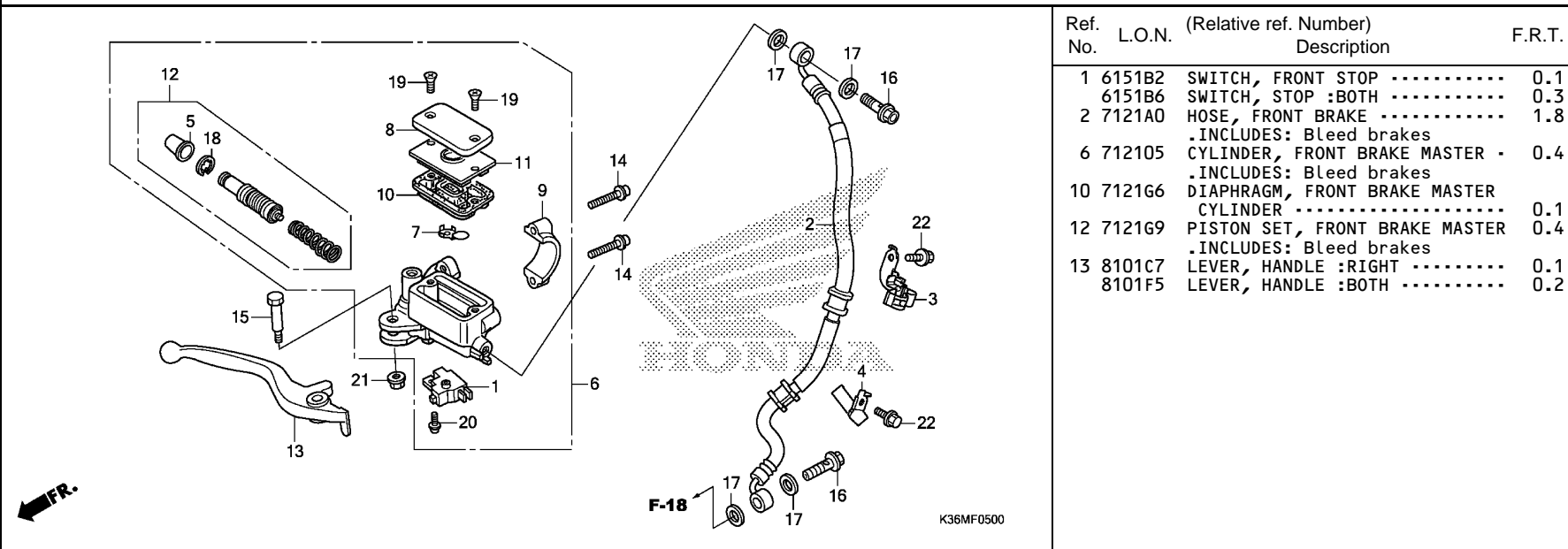
Ref. No.	Part No.	Description	Reqd. QTY	Serial No.	Parts catalogue code
			WW150 F		
26	90101-KWN-900	BOLT, FLANGE SOCKET, 6X22 ...	2		
27	90115-KWN-900	SCREW, HANDLE LEVER PIVOT ...	1		
28	90302-435-761	NUT, HEX., 5MM	1		
29	90652-K35-V00	BAND, WIRE HARNESS	1		
30	93892-05020-07	SCREW-WASHER, 5X20	2		
31	93892-05025-07	SCREW-WASHER, 5X25	2		
32	95701-06012-00	BOLT, FLANGE, 6X12	2		
33	95701-06016-00	BOLT, FLANGE, 6X16	1		

3

F-5

FRONT BRAKE MASTER CYLINDER

F 6



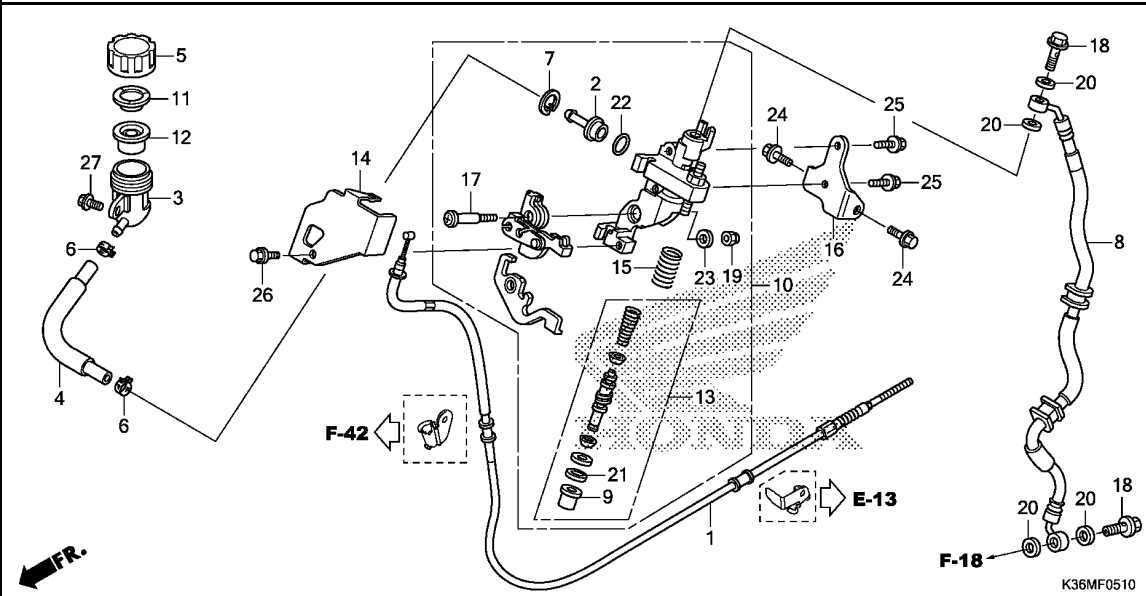
Ref. No.	L.O.N.	(Relative ref. Number) Description	F.R.T.
1	6151B2	SWITCH, FRONT STOP	0.1
	6151B6	SWITCH, STOP :BOTH	0.3
2	7121A0	HOSE, FRONT BRAKE	1.8
		.INCLUDES: Bleed brakes	
6	712105	CYLINDER, FRONT BRAKE MASTER .	0.4
		.INCLUDES: Bleed brakes	
10	7121G6	DIAPHRAGM, FRONT BRAKE MASTER	
		CYLINDER	0.1
12	7121G9	PISTON SET, FRONT BRAKE MASTER	0.4
		.INCLUDES: Bleed brakes	
13	8101C7	LEVER, HANDLE :RIGHT	0.1
	8101F5	LEVER, HANDLE :BOTH	0.2

Ref. No.	Part No.	Description	Reqd. QTY WW150 F	Serial No.	Parts catalogue code
1	35340-MGS-D31	SWITCH ASSY., FR. STOP	1		
2	45126-KZY-701	HOSE COMP., FR. BRAKE	1		
3	45155-KWN-710	CLAMPER A, BRAKE HOSE	1		
4	45157-KWN-930	CLAMPER B, BRAKE HOSE	1		
5	45504-410-003	BOOT COMP.	1		
6	45510-K35-V01	CYLINDER SUB ASSY., FR. BRAKE MASTER	1		
7	45512-MA6-006	PROTECTOR	1		
8	45513-HA2-006	CAP, MASTER CYLINDER	1		
9	45517-166-006	HOLDER, MASTER CYLINDER	1		
10	45520-GE2-006	DIAPHRAGM	1		
11	45521-K21-901	PLATE, DIAPHRAGM	1		
12	45530-471-831	CYLINDER SET, MASTER	1		
13	53175-KWN-901	LEVER, R. STEERING HANDLE ...	1		
14	90101-KWN-900	BOLT, FLANGE SOCKET, 6X22	2		
15	90114-KGH-900	BOLT, HANDLE LEVER PIVOT	1		
16	90145-KPH-B30	BOLT, OIL, 10X22(NISSIN)	2		
17	90545-300-000	WASHER, OIL BOLT	4		
18	90651-MA5-671	CIRCLIP	1		
19	93600-04012-1G	SCREW, FLAT, 4X12	2		
20	93893-04012-17	SCREW-WASHER, 4X12	1		
21	94050-06000	NUT, FLANGE, 6MM	1		
22	95701-06012-00	BOLT, FLANGE, 6X12	2		

F-5-10

BRAKE MASTER CYLINDER

F 7



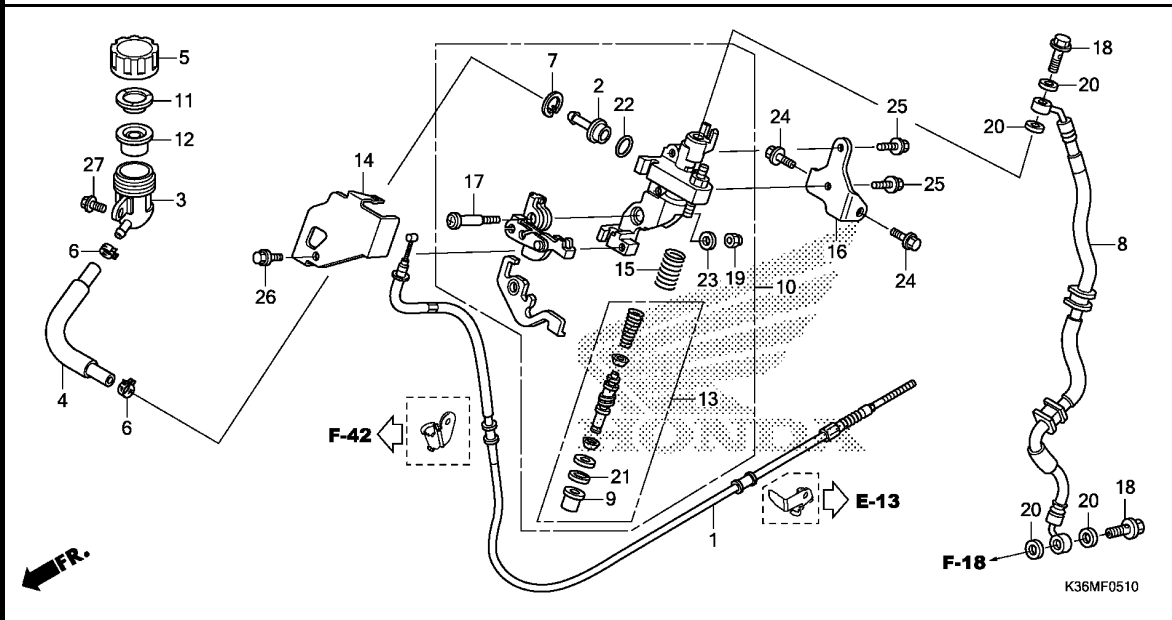
Ref. No.	L.O.N.	(Relative ref. Number) Description	F.R.T.
1	8111A6	CABLE, REAR BRAKE SECOND	1.6
3	7121S4	CUP, CBS MASTER CYLINDER OIL .	1.3
		.INCLUDES: Bleed brakes	
4	7121S5	HOSE, CBS MASTER CYLINDER OIL CUP	1.5
		.INCLUDES: Bleed brakes	
8	7121S3	HOSE, COMBI BRAKE	1.8
		.INCLUDES: Bleed brakes	
10	7111Q4	CYLINDER, CBS MASTER	3.0
		.INCLUDES: Bleed brakes	
12	7121S6	DIAPHRAGM, CBS BRAKE MASTER CYLINDER	0.2
13	7121S2	PISTON SET, CBS MASTER	3.2
		.INCLUDES: Bleed brakes	
14	7111Q5	COVER, CBS MASTER CYLINDER ...	1.4

Ref. No.	Part No.	Description	Reqd. QTY	Serial No.	Parts catalogue code
			WW150 F		
1	43450-K35-V01	CABLE COMP., RR. BRAKE SECOND	1		
2	43503-KZ3-B01	CONNECTOR	1		
3	43511-KS6-702	CUP COMP., MASTER CYLINDER OIL	1		
4	43512-MW0-006	HOSE, MASTER CYLINDER	1		
5	43513-KWN-931	CAP, MASTER CYLINDER	1		
6	43514-KS6-701	CLAMP, MASTER CYLINDER OIL			
		HOSE	2		
7	43517-KS6-701	CIRCLIP, RR. MASTER CYLINDER	1		
8	45127-K35-V01	HOSE COMP., CBS	1		
9	45504-410-003	BOOT COMP.	1		
10	45510-KWN-305	CYLINDER SUB ASSY., MASTER ..	1		
11	45518-GM9-711	PLATE, DIAPHRAGM	1		
12	45520-GM9-711	DIAPHRAGM	1		
13	45530-KVY-911	CYLINDER SET, MASTER	1		
14	47602-KWN-931	COVER, MASTER CYLINDER	1		
15	47604-KWN-931	SPRING, DELAY	1		
16	50320-KWN-931	STAY, MASTER CYLINDER	1		
17	90114-GEV-712	BOLT, PIVOT	1		
18	90145-KPH-B30	BOLT, OIL, 10X22(NISSIN)	2		
19	90301-GEV-711	NUT, U, 6MM	1		
20	90545-300-000	WASHER, OIL BOLT	4		
21	90651-MA5-671	CIRCLIP	1		
22	91212-422-006	O-RING, 14.8X2.4	1		
23	94101-06000	WASHER, PLAIN, 6MM	1		
24	95701-06016-00	BOLT, FLANGE, 6X16	2		

F-5-10

BRAKE MASTER CYLINDER

F 8

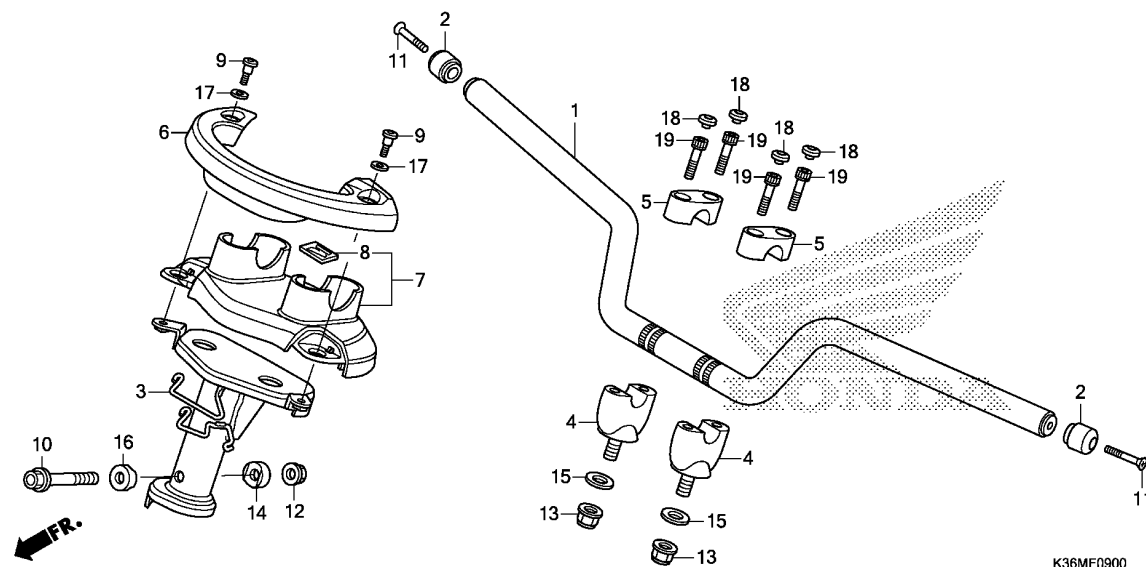


Ref. No.	Part No.	Description	Reqd. QTY	Serial No.	Parts catalogue code
			WW150 F		
25	95701-06016-08	BOLT, FLANGE, 6X16	2		
26	96001-06012-00	BOLT, FLANGE, 6X12	1		
27	96001-06014-00	BOLT, FLANGE, 6X14	1		

F-9

HANDLE PIPE/HANDLE COVER

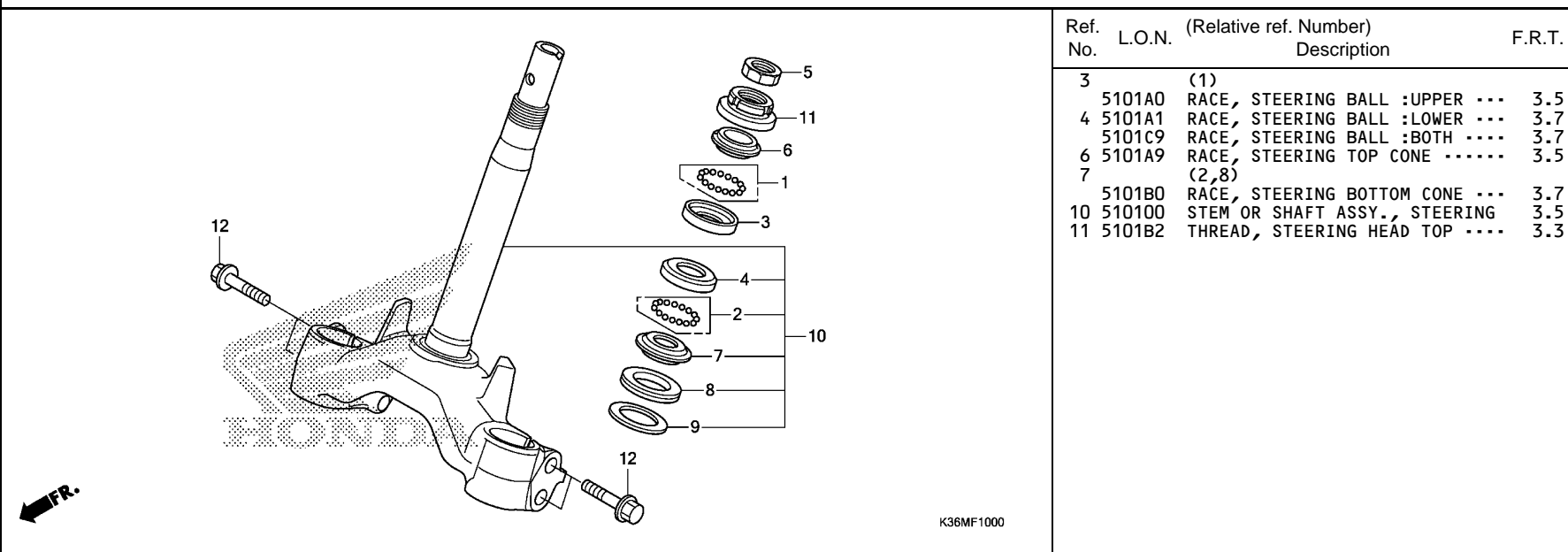
F 9



Ref. No.	L.O.N.	(Relative ref. Number) Description	F.R.T.
1	810100	PIPE, STEERING HANDLE	0.4
2	8101B3	WEIGHT, HANDLE :LEFT	0.1
	8101B4	WEIGHT, HANDLE :RIGHT	0.1
	8101B5	WEIGHT, HANDLE :BOTH	0.1
3	5101C8	POST, HANDLE	2.6
4	8101B9	HOLDER, HANDLE :LOWER	1.6
		.NOTE: Same time for two units	
6	4131B5	COVER, HANDLE :FRONT	0.1
7	4131B6	COVER, HANDLE :REAR	0.2
	4131U1	COVER, HANDLE :BOTH	0.2

3

Ref. No.	Part No.	Description	Reqd. QTY WW150 F	Serial No.	Parts catalogue code
1	53100-KWN-710	PIPE COMP., STEERING HANDLE	1		
2	53102-KZY-700	WEIGHT A, HANDLE	2		
3	53110-K35-V00	POST COMP., HANDLE	1		
4	53130-KWN-900	HOLDER, HANDLE UNDER	2		
5	53131-KR8-000	HOLDER, HANDLE PIPE UPPER ...	2		
6	53205-K35-V00	COVER, FR. HANDLE	1		
7	53250-K35-V00	COVER SET, RR. HANDLE	1		
8	86150-KPG-901	EMBLEM, PRODUCT(MARUI)	1		
9	90107-GGZ-J00	BOLT, SOCKET, 6X17	2		
	90107-MM5-000	SCREW, PAN, 6X17	2		
10	90120-HC4-000	BOLT, FLANGE, 10X50	1		
11	90191-KWB-600	SCREW, OVAL, 6X45	2		
12	90212-671-005	NUT, SELF-LOCK, 10MM	1		
	90304-KGH-901	NUT, U, 10MM	1		
13	90304-KGH-901	NUT, U, 10MM	2		
14	90501-KPH-880	COLLAR A, HANDLE SETTING ...	1		
15	90502-KWN-670	WASHER, 10MM	2		
16	90505-KPH-880	COLLAR B, HANDLE SETTING	1		
17	90507-921-000	WASHER, NYLON, 8MM	2		
18	91455-KEA-000	CAP, SOCKET BOLT, 8MM	4		
19	96600-08032-00	BOLT, SOCKET, 8X32	4		



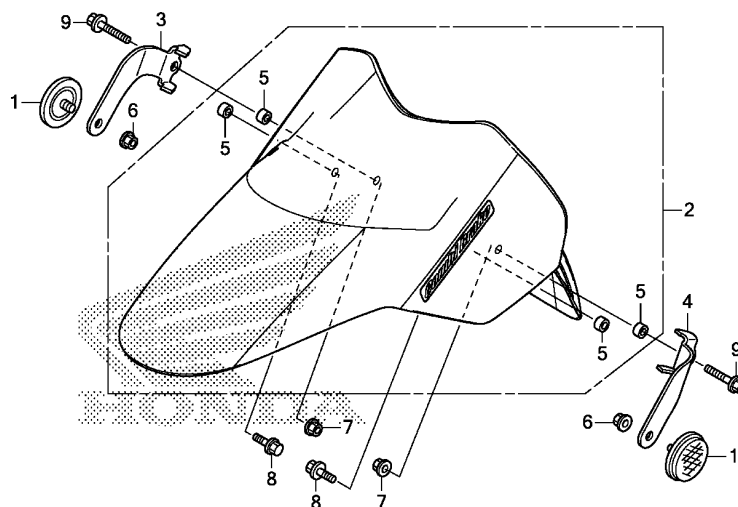
Ref. No.	L.O.N.	(Relative ref. Number) Description	F.R.T.
3		(1)	
5101A0		RACE, STEERING BALL :UPPER ...	3.5
4 5101A1		RACE, STEERING BALL :LOWER ...	3.7
5101C9		RACE, STEERING BALL :BOTH	3.7
6 5101A9		RACE, STEERING TOP CONE	3.5
7		(2,8)	
5101B0		RACE, STEERING BOTTOM CONE ...	3.7
10 510100		STEM OR SHAFT ASSY., STEERING	3.5
11 5101B2		THREAD, STEERING HEAD TOP	3.3

Ref. No.	Part No.	Description	Reqd. QTY WW150 F	Serial No.	Parts catalogue code
1	06530-GBG-B20	BALL SET, STEEL, #6X23	1		
2	06531-GBG-B20	BALL SET, STEEL, #6X29	1		
3	50301-GN5-901	RACE, STEERING TOP BALL	1		
4	50302-GN5-900	RACE, STEERING BOTTOM BALL ..	1		
5	50306-GN5-900	NUT, STEERING STEM LOCK	1		
6	53211-GN5-900	RACE, STEERING TOP CONE	1		
7	53212-GN5-900	RACE, STEERING BOTTOM CONE ..	1		
8	53214-GN5-900	DUST SEAL, STEERING HEAD	1		
9	53215-GN5-900	WASHER, STEERING HEAD DUST			
		SEAL	1		
10	53219-K36-T00	STEM SUB ASSY., STEERING	1		
11	53220-GN5-850	THREAD COMP., STEERING HEAD			
		TOP	1		
12	95801-10050-08	BOLT, FLANGE, 10X50	4		

F-11

FRONT FENDER

F11



K36MF1100

Ref. No.	L.O.N.	(Relative ref. Number) Description	F.R.T.
2	4131B7	FENDER, FRONT	0.2

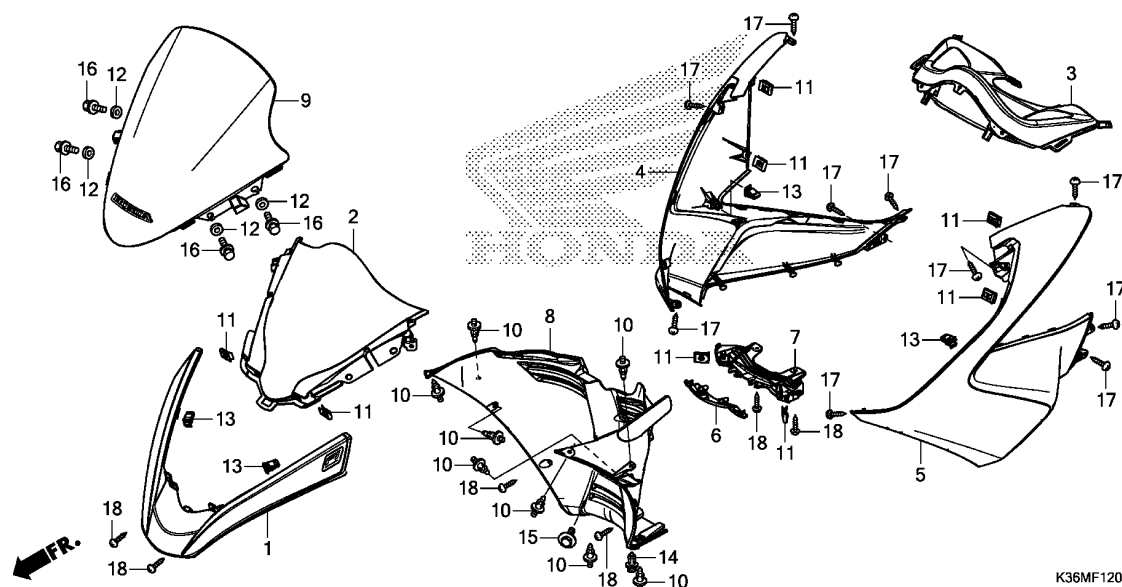
Ref. No.	Part No.	Description	Reqd. QTY WW150 F	Serial No.	Parts catalogue code
1	33741-KTG-U01	REFLECTOR, FR. REFLEX(AMBER)	2		
2	61000-K36-T00ZF	FENDER SET, FR.(WL)			
		R356C.CANDY SCINTILLATE RED	1		
	61000-K36-T00ZG	*NHA96P*PEARL METALLOID WHITE	1		
3	61104-K36-A00	STAY, R. FR. REFLECTOR	1		
4	61105-K36-A00	STAY, L. FR. REFLECTOR	1		
5	61112-KVG-900	COLLAR, FR. FENDER	4		
6	90301-KGH-901	NUT, U, 6MM(FUJI SEIMITSU) ..	2		
7	94050-06000	NUT, FLANGE, 6MM	2		
8	95701-06016-00	BOLT, FLANGE, 6X16	2		
9	96001-06038-00	BOLT, FLANGE, 6X38	2		

3

F-12

FRONT COVER

F12



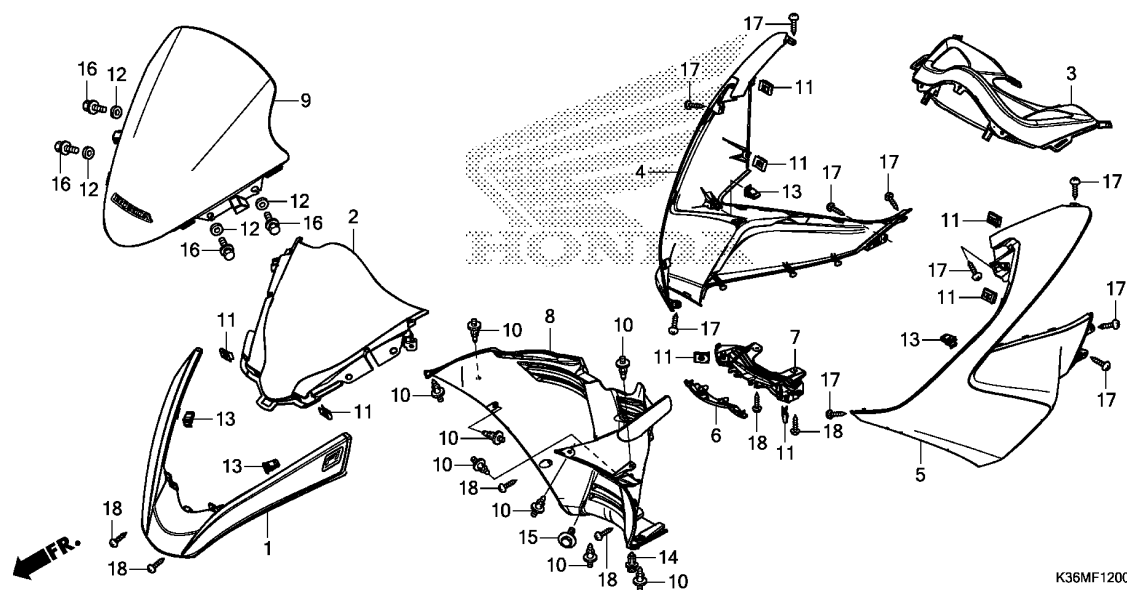
Ref. No.	L.O.N.	(Relative ref. Number) Description	F.R.T.
1	4111M3	GARNISH, WINDSCREEN	0.1
2	812140	PANEL, METER	1.3
3	8121B9	PANEL, METER :REAR	1.4
4	4111U8	COVER, FRONT :RIGHT	1.1
5	4111U7	COVER, FRONT :LEFT	1.0
	4111U9	COVER, FRONT :BOTH	1.2
6	413122	COVER, FRONT CENTER	0.1
7	4131FX	COVER, HEADLIGHT :LOWER	1.3
8	413130	COVER, FRONT LOWER	1.7
9	812102	VISOR, METER	0.2

Ref. No.	Part No.	Description	Reqd. QTY WW150 F	Serial No.	Parts catalogue code
1	64300-K36-T00ZF	GRILL SET, FR.(WL) *R356C*.CANDY SCINTILLATE RED	1		
	64300-K36-T00ZG	*NHA96P*PEARL METALLOID WHITE	1		
2	64336-K35-V00ZA	PANEL, FR. METER *NH1*.....BLACK	1		
3	64337-K35-V00ZA	PANEL, RR. METER *NH1*.....BLACK	1		
4	64501-K36-T00ZF	COVER, R. FR. *R356C*.CANDY SCINTILLATE RED	1		
	64501-K36-T00ZG	*NHA96P*PEARL METALLOID WHITE	1		
5	64502-K36-T00ZF	COVER, L. FR. *R356C*.CANDY SCINTILLATE RED	1		
	64502-K36-T00ZG	*NHA96P*PEARL METALLOID WHITE	1		
6	64503-K35-V00ZT	COVER, FR. CENTER *R356C*.CANDY SCINTILLATE RED	1		
	64503-K35-V00ZU	*NHA96P*PEARL METALLOID WHITE	1		
7	64504-K35-V00	COVER, HEADLIGHT UNDER	1		
8	64521-K35-V00ZA	COVER, FR. LOWER *NH1*.....BLACK	1		
9	67100-K36-M00ZA	VISOR SET, METER(WL) *TYPE1*.....	1		
10	90116-SP0-003	CLIP, BUMPER SEAL	8		
11	90302-KWW-A00	NUT, SPRING, 4MM	8		
12	90504-KWN-900	WASHER, 9.5X18	4		
13	90601-SJA-003	CLIP, SNAP FITTING	4		
14	90653-HW3-671	RIVET, PUSH(D8)	1		
15	93404-06012-07	BOLT-WASHER, 6X12	1		

F-12

FRONT COVER

F13



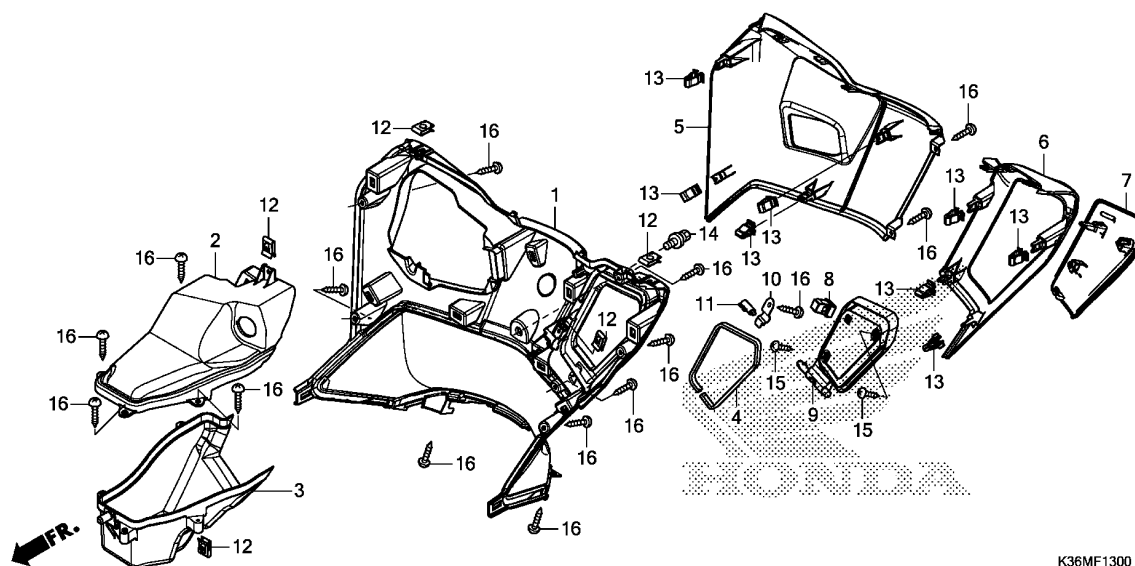
Ref. No.	Part No.	Description	Reqd. QTY WW150 F	Serial No.	Parts catalogue code
16	93414-06012-07	BOLT-WASHER, 6X12	4		
17	93903-34420	SCREW, TAPPING, 4X16	10		
18	93903-34480	SCREW, TAPPING, 4X16	6		

3

F-13

INNER COVER

F14



K36MF1300

Ref. No.	L.O.N.	(Relative ref. Number) Description	F.R.T.
1	411150	PANEL, INNER	2.5
3		(2)	
	4111C0	POCKET, COWL :INNER	2.5
5	4111BB	COVER, INNER OUTER :RIGHT	0.2
6	4111BA	COVER, INNER OUTER :LEFT	0.1
	4111BC	COVER, INNER OUTER :BOTH	0.2
9		(7)	
	4101R5	LID, INNER BOX	0.2

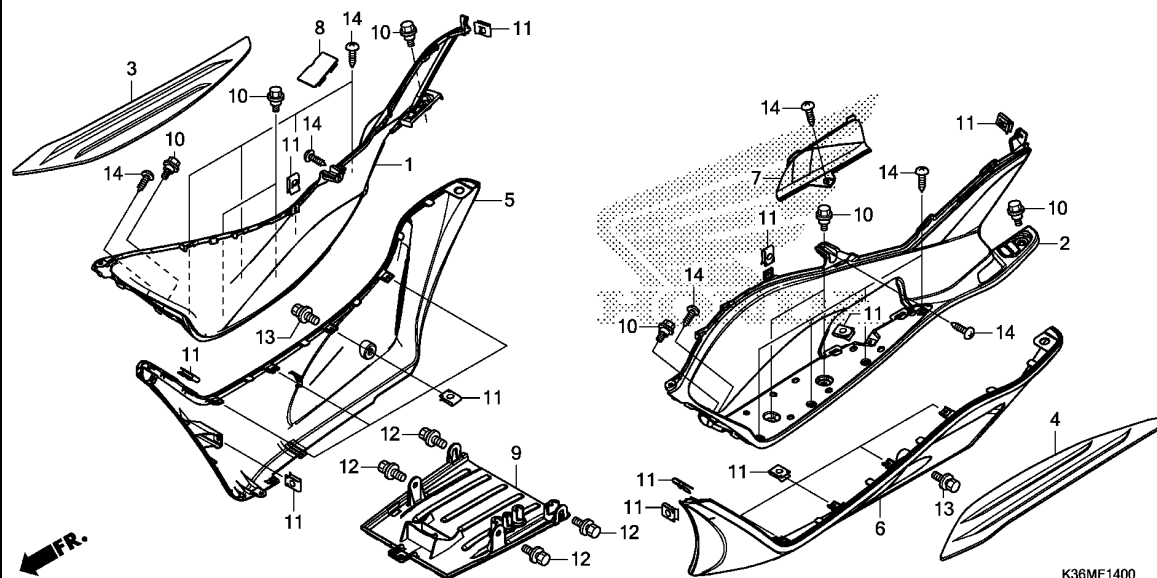
Ref. No.	Part No.	Description	Reqd. QTY WW150 F	Serial No.	Parts catalogue code
1	81131-K36-T00ZA	COVER, INNER *NH1*.....BLACK	1		
2	81132-K35-V00	POCKET, UPPER INNER	1		
3	81133-K35-V00	POCKET, LOWER INNER	1		
4	81136-K35-V00	SEAL, INNER BOX	1		
5	81138-K35-V00ZT	OUTER, R. INNER COVER *R356C*.CANDY SCINTILLATE RED	1		
	81138-K35-V00ZU	*NHA96P*PEARL METALLOID WHITE	1		
6	81139-K35-V00ZT	OUTER, L. INNER COVER *R356C*.CANDY SCINTILLATE RED	1		
	81139-K35-V00ZU	*NHA96P*PEARL METALLOID WHITE	1		
7	81141-K35-V00ZT	LID, INNER POCKET *R356C*.CANDY SCINTILLATE RED	1		
	81141-K35-V00ZU	*NHA96P*PEARL METALLOID WHITE	1		
8	81142-K01-901	LATCH	1		
9	81143-K35-V00	BASE, INNER POCKET	1		
10	81144-K35-V00	PLATE, POCKET LID	1		
11	83534-K35-V01	DAMPER, R. LID	1		
12	90302-KWW-A00	NUT, SPRING, 4MM	5		
13	90601-SJA-003	CLIP, SNAP FITTING	8		
14	93404-06012-00	BOLT-WASHER, 6X12	1		
15	93903-34380	SCREW, TAPPING, 4X12	2		
16	93903-34420	SCREW, TAPPING, 4X16	15		

3

F-14

FLOOR STEP

F15



Ref. No.	L.O.N.	(Relative ref. Number) Description	F.R.T.
1	4131V3	STEP, FLOOR :RIGHT	1.2
2	4131V2	STEP, FLOOR :LEFT	1.1
	4131V4	STEP, FLOOR :BOTH	1.5
3	4151A1	MAT, FLOOR :RIGHT	0.1
4	4151A0	MAT, FLOOR :LEFT	0.1
	4151B7	MAT, FLOOR :BOTH	0.1
5	4111A6	SKIRT, FLOOR :RIGHT	0.2
6	4111A5	SKIRT, FLOOR :LEFT	0.2
	4111N5	SKIRT, FLOOR :BOTH	0.4
7	413185	COVER, MAINTENANCE	0.1
9	4131B4	COVER, UNDER	0.4

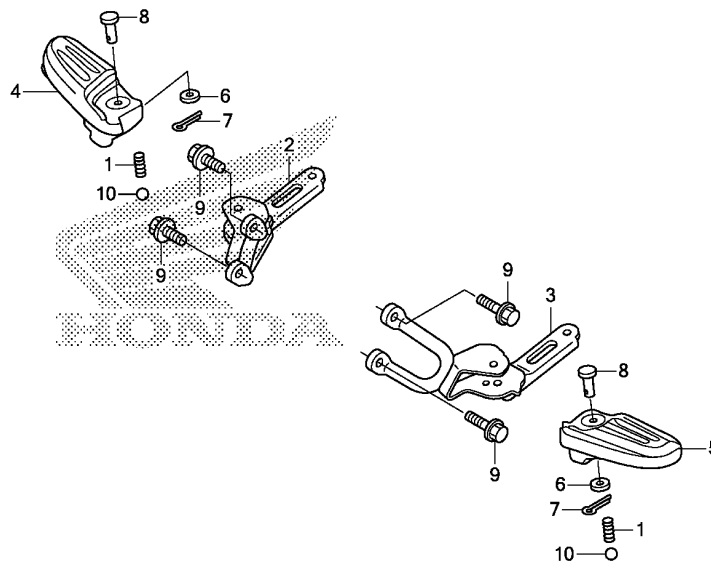
3

Ref. No.	Part No.	Description	Reqd. QTY WW150 F	Serial No.	Parts catalogue code
1	64311-K35-V00ZA	STEP, R. FLOOR *NH1*.....BLACK	1		
2	64321-K35-V00ZA	STEP, L. FLOOR *NH1*.....BLACK	1		
3	64325-K35-V00	MAT, R. FLOOR	1		
4	64326-K35-V00	MAT, L. FLOOR	1		
5	64431-K35-V00ZT	COVER, R. SIDE *R356C*.CANDY SCINTILLATE RED	1		
	64431-K35-V00ZU	*NHA96P*PEARL METALLOID WHITE	1		
6	64432-K35-V00ZT	COVER, L. SIDE *R356C*.CANDY SCINTILLATE RED	1		
	64432-K35-V00ZU	*NHA96P*PEARL METALLOID WHITE	1		
7	64434-K35-V00ZA	LID, PLUG MAINTENANCE *NH1*.....BLACK	1		
8	64435-K35-V00	LID, RESERVE TANK	1		
9	64530-KWN-711	COVER, UNDER	1		
10	90116-KVB-900	BOLT, FLANGE, 6MM	8		
11	90302-KWW-A00	NUT, SPRING, 4MM	17		
12	93404-06012-00	BOLT-WASHER, 6X12	4		
13	93404-06012-07	BOLT-WASHER, 6X12	2		
14	93903-34420	SCREW, TAPPING, 4X16	13		

F-14-10

PILLION STEP

F16



FR.

K36MF1410

Ref. No.	L.O.N.	(Relative ref. Number) Description	F.R.T.
2	4101D0	BRACKET, PILLION STEP :RIGHT -	1.4
3	4101C9	BRACKET, PILLION STEP :LEFT ..	1.4
4	4101K4	BRACKET, PILLION STEP :BOTH ..	1.9
4	(1,8,10)		
5	4101C8	BAR, PILLION STEP :RIGHT	1.4
5	(1,8,10)		
4	4101C7	BAR, PILLION STEP :LEFT	1.4
4	4101P4	BAR, PILLION STEP :BOTH	1.9

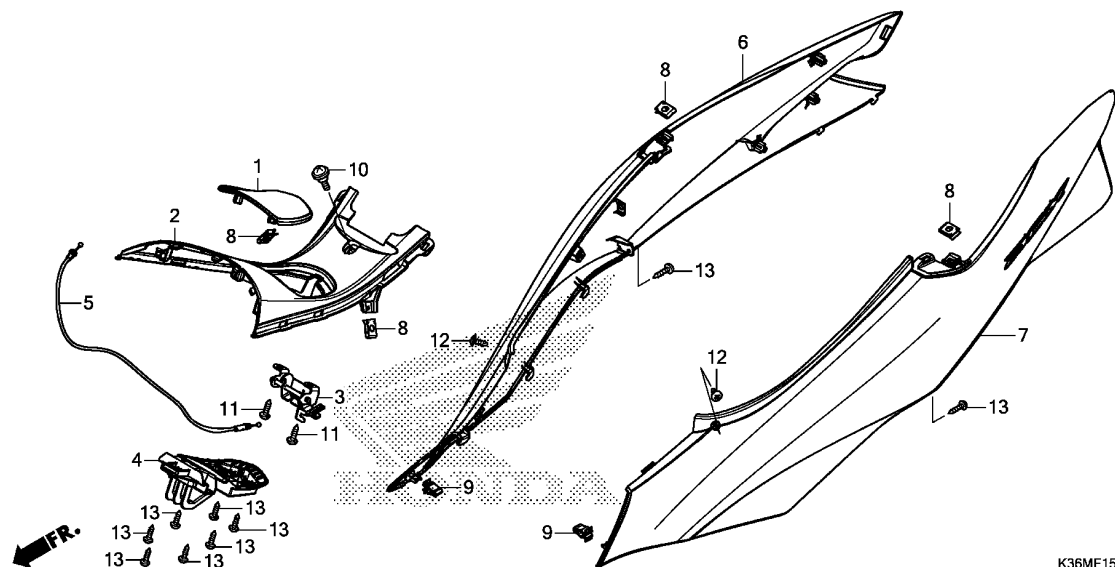
Ref. No.	Part No.	Description	Reqd. QTY WW150 F	Serial No.	Parts catalogue code
1	28333-300-000	SPRING, KICK STARTER STOPPER	2		
2	50715-KWN-710	BRACKET COMP., R. PILLION STEP	1		
3	50716-KWN-710	BRACKET COMP., L. PILLION STEP	1		
4	50720-KWN-900	ARM, R. PILLION STEP	1		
5	50730-KWN-900	ARM, L. PILLION STEP	1		
6	94101-06000	WASHER, PLAIN, 6MM	2		
7	94201-16120	PIN, SPLIT, 1.6X12	2		
8	95015-81000	PIN A, PILLION STEP	2		
9	95801-08020-00	BOLT, FLANGE, 8X20	4		
10	96211-08000	BALL, STEEL, #8(1/4)	2		

3

F-15

BODY COVER

G 1



Ref. No.	L.O.N.	(Relative ref. Number) Description	F.R.T.
1	3101B8	LID, FUEL	0.1
2	4131Z7	COVER, CENTER	2.5
3	3101B7	LOCK, FUEL LID	2.5
4	4131V0	HINGE, FUEL LID	2.5
5	8111B6	CABLE, FUEL LID	2.4
6	4131J0	COVER, BODY :RIGHT	0.7
7	4131H9	COVER, BODY :LEFT	0.7
	4131J1	COVER, BODY :BOTH	0.8

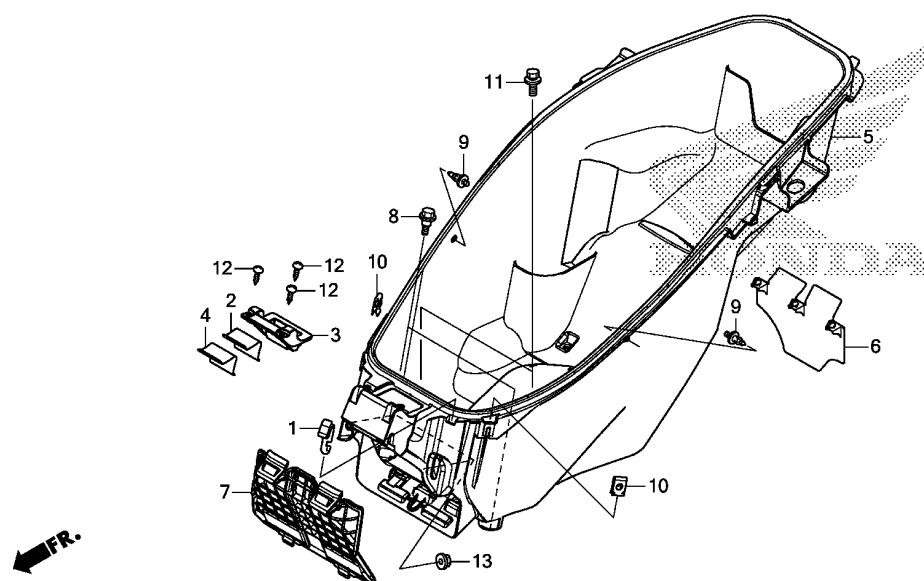
3

Ref. No.	Part No.	Description	Reqd. QTY WW150 F	Serial No.	Parts catalogue code
1	64405-K35-V00ZA	LID, FUEL *NH1*.....BLACK	1		
2	64410-K35-V00ZA	COVER, CENTER *NH1*.....BLACK	1		
3	64440-K35-V00	LOCK ASSY., FUEL LID	1		
4	64450-K35-V01	HINGE ASSY., FUEL LID	1		
5	64455-K35-V01	CABLE COMP., FUEL LID	1		
6	83550-K35-V00ZL	COVER SET, R. BODY(WL) *R356C*.CANDY SCINTILLATE RED	1		
	83550-K35-V00ZM	*NHA96P*PEARL METALLOID WHITE	1		
7	83650-K35-V00ZL	COVER SET, L. BODY(WL) *R356C*.CANDY SCINTILLATE RED	1		
	83650-K35-V00ZM	*NHA96P*PEARL METALLOID WHITE	1		
8	90302-KWW-A00	NUT, SPRING, 4MM	4		
9	90601-SJA-003	CLIP, SNAP FITTING	2		
10	91509-GE2-760	SCREW, PAN, 5X11.5	1		
11	93903-25320	SCREW, TAPPING, 5X16	2		
12	93903-34380	SCREW, TAPPING, 4X12	2		
13	93903-34420	SCREW, TAPPING, 4X16	9		

F-16

LUGGAGE BOX

G 2

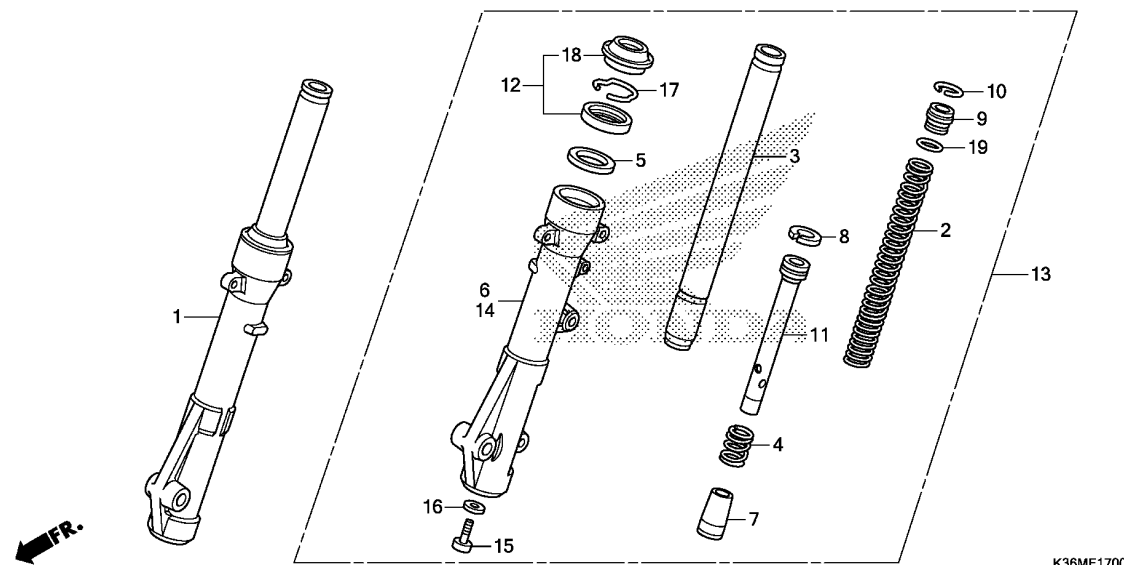


K36MF1600

Ref. No.	L.O.N.	(Relative ref. Number) Description	F.R.T.
2	4131JD	(3,4) SPRING, SEAT STOPPER	0.2
5	412102	.NOTE: Same time for two units BOX, LUGGAGE	0.9
7	6101A1	COVER, BATTERY	0.1

Ref. No.	Part No.	Description	Reqd. QTY WW150 F	Serial No.	Parts catalogue code
1	77106-K35-V00	HOOK, HELMET	1		
2	77215-K35-V00	PLATE, SPRING(A)	1		
3	77216-K35-V00	COVER, SPRING PLATE	1		
4	77217-K35-V00	PLATE, SPRING(B)	1		
5	81250-K35-V01	BOX, LUGGAGE	1		
6	81265-KWN-900	GUARD, RR. SPLASH	1		
7	81322-K35-V00	COVER, BATTERY	1		
8	90111-187-000	BOLT, FLANGE, 6MM	2		
9	90116-SP0-003	CLIP, BUMPER SEAL	2		
10	90302-KWW-A00	NUT, SPRING, 4MM	2		
11	93404-06012-00	BOLT-WASHER, 6X12	2		
12	93903-34420	SCREW, TAPPING, 4X16	3		
13	94050-06000	NUT, FLANGE, 6MM	2		

3



Ref. No.	L.O.N.	(Relative ref. Number) Description	F.R.T.
1	5111C3	FORK ASSY., FRONT :RIGHT	0.4
2	5111C5	SPRING, FRONT FORK :LEFT	0.6
	5111C6	SPRING, FRONT FORK :RIGHT	0.6
	5111C7	SPRING, FRONT FORK :BOTH	0.9
3		(4,7,8,11)	
	5111G2	PIPE, FRONT FORK :LEFT	0.7
	5111G3	PIPE, FRONT FORK :RIGHT	0.7
	5111G4	PIPE, FRONT FORK :BOTH	1.1
6	5111D2	CASE, BOTTOM :RIGHT	0.8
12	5111E7	SEAL SET, FRONT FORK :LEFT ...	0.8
	5111E8	SEAL SET, FRONT FORK :RIGHT ..	0.8
	5111E9	SEAL SET, FRONT FORK :BOTH ...	1.3
13	5111C2	FORK ASSY., FRONT :LEFT	0.4
	5111C4	FORK ASSY., FRONT :BOTH	0.5
14	5111D1	CASE, BOTTOM :LEFT	0.8
	5111D3	CASE, BOTTOM :BOTH	1.3

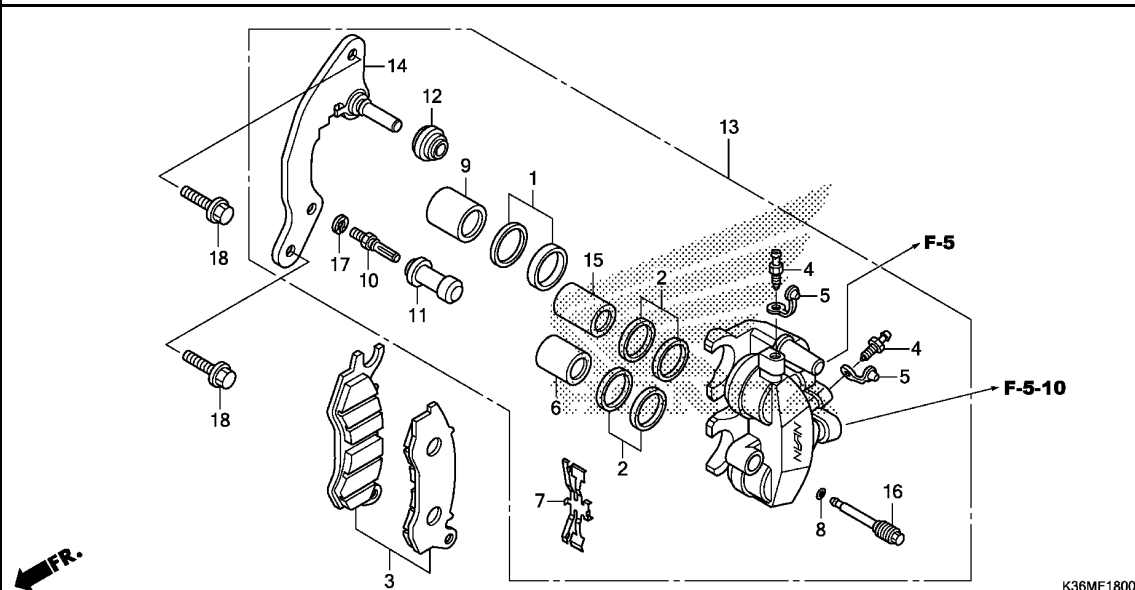
K36MF1700

Ref. No.	Part No.	Description	Reqd. QTY WW150 F	Serial No.	Parts catalogue code
1	51400-K36-A01	FORK ASSY., R. FR.(SHOWA) ...	1		
2	51401-KWN-711	SPRING, FR. FORK	2		
3	51410-KWN-711	PIPE COMP., FR. FORK	2		
4	51412-GC4-003	SPRING, FR. CUSHION REBOUND ..	2		
5	51412-KK4-003	RING, BACK UP	2		
6	51420-K36-A01	CASE COMP., R. FR. BOTTOM (SHOWA)	1		
7	51432-KM7-910	PIECE, OIL LOCK	2		
8	51437-GS3-003	RING, PISTON	2		
9	51454-KWN-711	SEAT, SPRING UPPER	2		
10	51456-355-003	RING, STOPPER(SHOWA)	2		
11	51470-KWN-901	PIPE, SEAT	2		
12	51490-KRM-852	SEAL SET, FR. FORK	2		
13	51500-K36-A01	FORK ASSY., L. FR.(SHOWA) ...	1		
14	51520-K36-A01	CASE COMP., L. FR. BOTTOM (SHOWA)	1		
15	90116-383-721	BOLT, SOCKET, 8X27	2		
16	90544-283-000	WASHER, SPECIAL, 8MM(SHOWA) ..	2		
17	90601-354-000	RING, OIL SEAL STOP	2		
18	91254-GAA-003	SEAL, DUST	2		
19	91356-GBB-003	O-RING	2		

F-18

FRONT BRAKE CALIPER

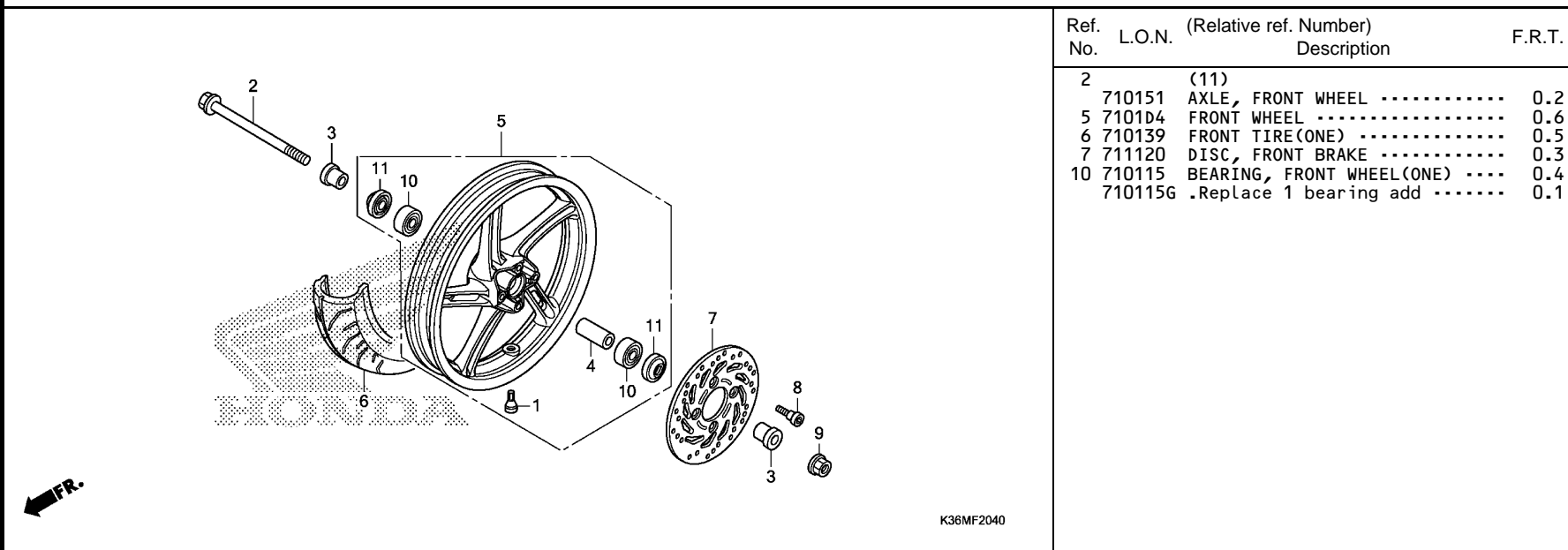
G 4



Ref. No.	L.O.N.	(Relative ref. Number) Description	F.R.T.
3	711115	SHOE(PAD) SET, BRAKE :FRONT .. (1,2,9,15)	0.1
6	7111D1	PISTON, FRONT BRAKE CALIPER .. .INCLUDES: Bleed brakes .NOTE: Same time for two units or more	1.1
13	711130	CALIPER, FRONT BRAKE	0.9
14	7111G0	BRACKET, FRONT CALIPER	0.2

Ref. No.	Part No.	Description	Reqd. QTY WW150 F	Serial No.	Parts catalogue code
1	06451-GE2-405	SEAL SET, PISTON	1		
2	06451-MZ2-405	SEAL SET, PISTON	2		
3	06455-K20-911	PAD SET, FR.	1		
4	43352-568-003	SCREW, BLEEDER(NISSIN)	2		
5	43353-461-771	CAP, BLEEDER	2		
6	45107-MAJ-G41	PISTON A, 22X27	1		
7	45108-KWN-931	SPRING, PAD	1		
8	45111-MAJ-G41	RING, STOPPER	1		
9	45117-MAJ-G41	PISTON A, 25X27	1		
10	45131-GZ0-006	BOLT, PIN	1		
11	45132-166-016	BOOT, PIN BUSH(NISSIN)	1		
12	45133-MA3-006	BOOT B	1		
13	45150-K29-902	CALIPER SUB ASSY., L. FR. (NISSIN)	1		
14	45190-KWN-931	BRACKET SUB ASSY., L. FR.	1		
15	45207-MAJ-G41	PISTON B, 22X35	1		
16	45215-KPH-951	PIN, HANGER	1		
17	45216-166-006	WASHER, WAVE	1		
18	90131-KWN-900	BOLT, FLANGE, 8X28	2		

3



Ref. No.	L.O.N.	(Relative ref. Number) Description	F.R.T.
2		(11)	
710151		AXLE, FRONT WHEEL	0.2
5	710104	FRONT WHEEL	0.6
6	710139	FRONT TIRE(ONE)	0.5
7	711120	DISC, FRONT BRAKE	0.3
10	710115	BEARING, FRONT WHEEL(ONE)	0.4
	710115G	.Replace 1 bearing add	0.1

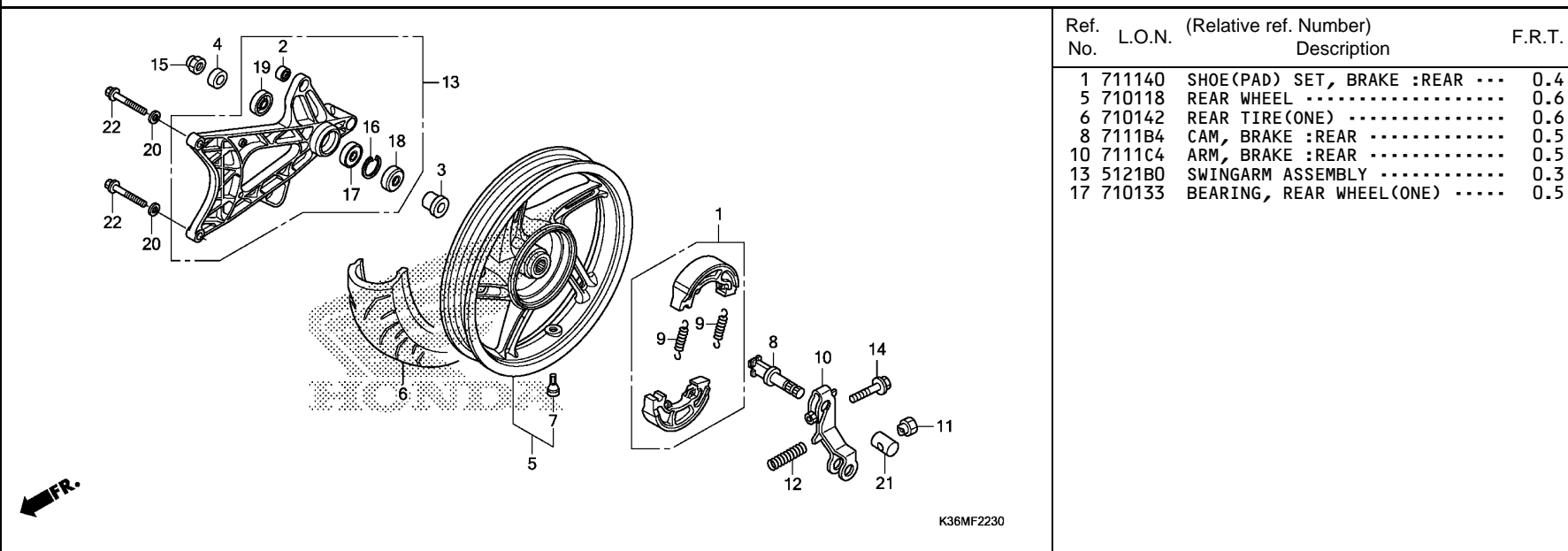
K36MF2040

Ref. No.	Part No.	Description	Reqd. QTY WW150 F	Serial No.	Parts catalogue code
1	42753-KWF-901	VALVE, RIM(TRITON)	1		
2	44301-KWW-640	AXLE, FR. WHEEL	1		
3	44311-KWN-900	COLLAR, FR. WHEEL SIDE	2		
4	44620-KPH-950	COLLAR, FR. AXLE DISTANCE ...	1		
5	44650-K35-V00ZA	WHEEL SUB ASSY., FR. *NH303M*			
		MAT AXIS GRAY METALLIC	1		
6	44711-KWN-902	TIRE, FR.(IRC) (90/90-14 M/C 46P)	1		
7	45351-KVG-902	DISK, FR. BRAKE(NHK PRECISION)	1		
	45351-KZL-931	DISK, FR. BRAKE(LONGZHONG) ..	1		
8	90105-KGH-900	BOLT, BRAKE DISK, 8X24	4		
9	90306-KGH-901	NUT, U, 12MM(FUJI SEIMITSU) .	1		
10	91052-K24-901	BEARING, RADIAL BALL(6201U L) (NSK)	2		
	91052-K24-904	BEARING, RADIAL BALL(6201U L) (FAG)	2		
11	91251-K35-V01	DUST SEAL, 21X37X7(ARAI)	2		

F-22-30

REAR WHEEL/SWINGARM

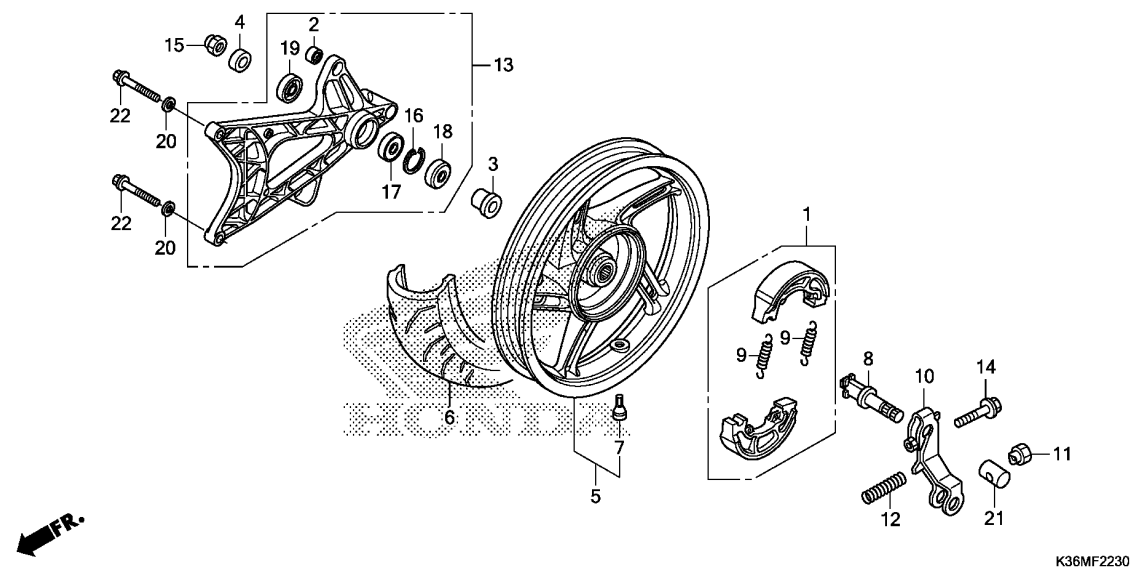
G 6



Ref. No.	L.O.N.	(Relative ref. Number) Description	F.R.T.
1	711140	SHOE(PAD) SET, BRAKE :REAR ...	0.4
5	710118	REAR WHEEL	0.6
6	710142	REAR TIRE(ONE)	0.6
8	7111B4	CAM, BRAKE :REAR	0.5
10	7111C4	ARM, BRAKE :REAR	0.5
13	5121B0	SWINGARM ASSEMBLY	0.3
17	710133	BEARING, REAR WHEEL(ONE)	0.5

Ref. No.	Part No.	Description	Reqd. QTY WW150 F	Serial No.	Parts catalogue code
1	06430-KWN-900	SHOE SET, BRAKE(JB)	1		
2	11203-K35-J00	BUSH, RR. CUSHION UNDER RUBBER	1		
	11203-KVB-901	BUSH, RR. CUSHION UNDER RUBBER (HOKUSHIN)	1		
3	42311-KWN-900	COLLAR, RR. WHEEL SIDE	1		
4	42312-KVG-900	COLLAR B, RR. WHEEL SIDE	1		
5	42650-K35-V00ZA	WHEEL SUB ASSY., RR. *NH303M*	1		
		MAT AXIS GRAY METALLIC	1		
6	42711-K35-V02	TIRE, RR.(IRC) (100/90-14 M/C 57P)	1		
7	42753-KWF-901	VALVE, RIM(TRITON)	1		
8	43141-KWN-930	CAM, RR. BRAKE	1		
9	43151-329-000	SPRING, BRAKE SHOE	2		
10	43410-KWN-900	ARM, RR. BRAKE	1		
11	43459-GN5-760	NUT, BRAKE ROD ADJUSTING	1		
12	43472-KVB-900	SPRING, RR. BRAKE ARM	1		
13	52100-K35-V00	SWINGARM ASSY., RR.	1		
14	90112-KVB-900	BOLT, FLANGE, 6X32	1		
15	90305-KVB-901	NUT, U, 16MM	1		
16	90651-KZR-601	CIRCLIP, INTERNAL, 40MM	1		
	94520-40000	1		
17	91051-K35-V01	BEARING, RADIAL BALL, 6203UU (NSK)	1		
	91051-K35-V02	BEARING, RADIAL BALL, 6203UU (NTN)	1		

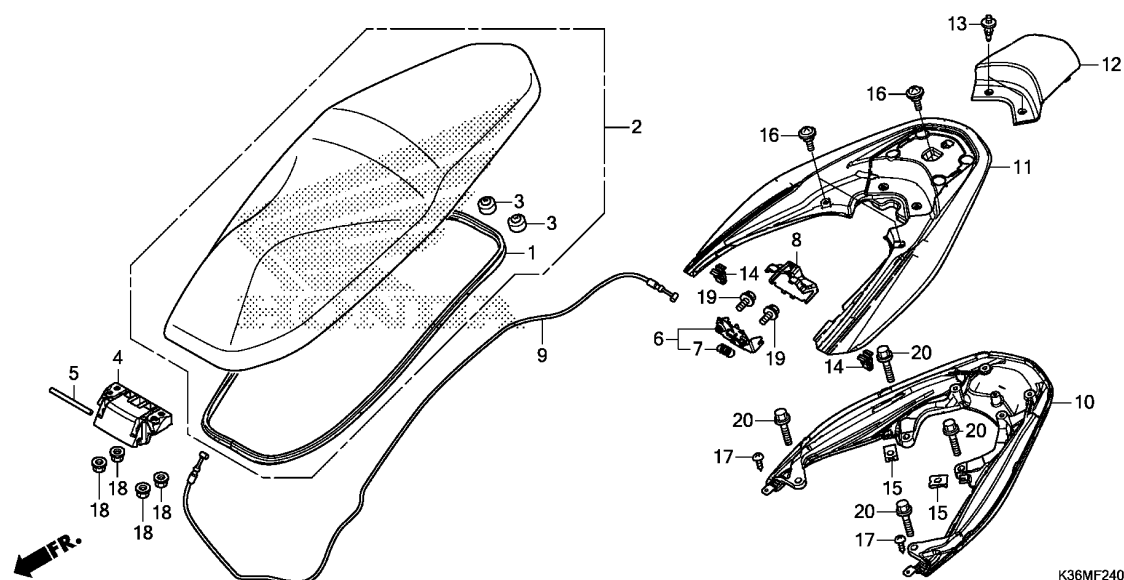
3



FR.

K36MF2230

Ref. No.	Part No.	Description	Reqd. QTY WW150 F	Serial No.	Parts catalogue code
17)	91051-K35-V03	BEARING, RADIAL BALL, 6203UU (NACHI)	1		
	91051-K35-V04	BEARING, RADIAL BALL, 6203UU (FAG)	1		
18	91252-K35-V01	DUST SEAL, 25X40X5	1		
19	91253-K35-V01	DUST SEAL, 25X35X6	1		
20	94101-10000	WASHER, PLAIN, 10MM	2		
21	95015-32001	JOINT B, BRAKE ARM	1		
22	95701-10040-00	BOLT, FLANGE, 10X40	2		



Ref. No.	L.O.N.	(Relative ref. Number) Description	F.R.T.
2	4131E4	SEAT :DOUBLE	0.1
4	4131P0	HINGE, SEAT	0.1
6	4131E8	CATCH, SEAT :REAR SIDE	0.7
9	811175	CABLE, SEAT LOCK	2.6
10	4131F6	RAIL, GRAB :REAR	0.3
11	4131Y3	COVER, REAR GRIP	0.2
12	4131J8	COVER, REAR CENTER	0.1

Ref. No.	Part No.	Description	Reqd. QTY WW150 F	Serial No.	Parts catalogue code
1	77115-K35-V00	RUBBER, SEAL	1		
2	77200-K36-T00ZA	SEAT COMP., DOUBLE *TYPE1*.....	1		
3	77206-KG8-000	RUBBER, SEAT SETTING	2		
4	77211-K35-V00	HINGE, SEAT	1		
5	77213-K35-V00	PIN, SEAT HINGE	1		
6	77230-K35-V00	CATCH COMP., SEAT	1		
7	77234-K35-V00	SPRING, SEAT LOCK	1		
8	77237-K35-V00	COVER, SEAT CATCH	1		
9	77240-K35-V01	CABLE COMP., SEAT LOCK	1		
10	84100-K36-T00	RAIL, RR. GRAB	1		
11	84151-K35-V00ZT	COVER, GRAB RAIL *R356C*.CANDY SCINTILLATE RED	1		
	84151-K35-V00ZU	*NHA96P*PEARL METALLOID WHITE	1		
12	84152-K35-V00ZT	LID, GRAB RAIL COVER *R356C*.CANDY SCINTILLATE RED	1		
	84152-K35-V00ZU	*NHA96P*PEARL METALLOID WHITE	1		
13	90116-SP0-003	CLIP, BUMPER SEAL	2		
14	90601-SJA-003	CLIP, SNAP FITTING	2		
15	90677-KAN-T00	NUT, CLIP, 5MM	2		
16	91509-GE2-760	SCREW, PAN, 5X11.5	3		
17	93903-34420	SCREW, TAPPING, 4X16	2		
18	94050-06000	NUT, FLANGE, 6MM	4		
19	95701-06012-00	BOLT, FLANGE, 6X12	2		
20	95701-08028-00	BOLT, FLANGE, 8X28	4		



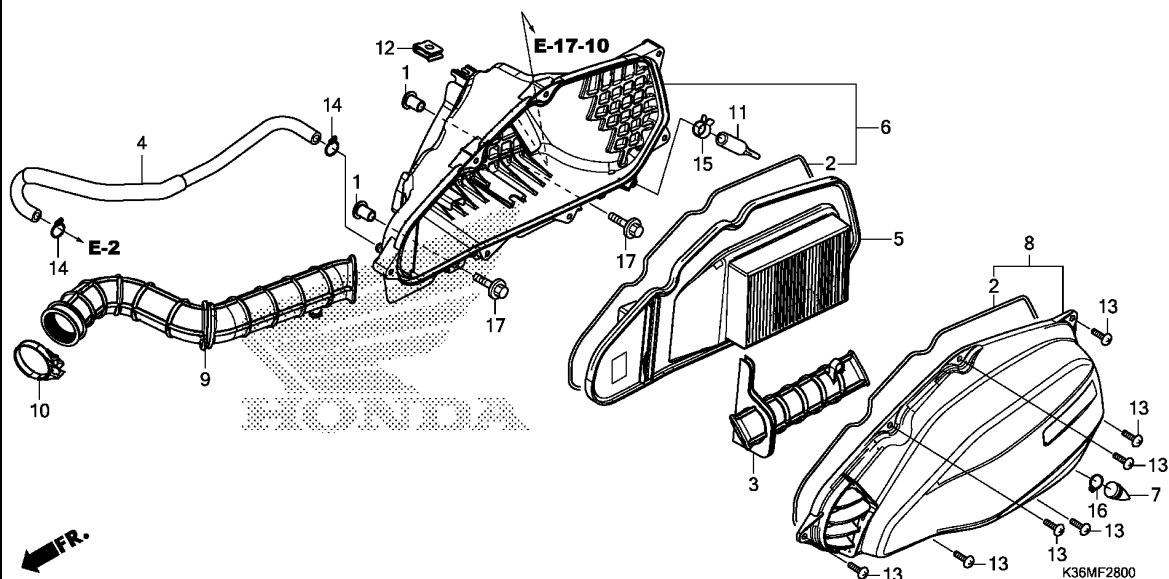
Ref. No.	L.O.N.	(Relative ref. Number) Description	F.R.T.
1		(6,12)	
3	3101A0	PUMP, FUEL	3.1
		(2)	
	3101C7	FILTER, FUEL	3.2
4	310100	TANK, FUEL	3.2
8	3101A7	TRAY, FUEL TANK	2.4
11	310162	HOSE, FUEL FEED	1.1
16	617105	FUEL TANK SENDING UNIT	3.2

3

F-28

AIR CLEANER

G10



Ref. No.	L.O.N.	(Relative ref. Number) Description	F.R.T.
5		(2)	
312105		ELEMENT, AIR CLEANER	0.1
6	3121A5	CASE, AIR CLEANER	1.0
8		(3)	
312102		COVER, AIR CLEANER CASE	0.2
9	3121B6	TUBE, AIR CLEANER CONNECTING	1.0

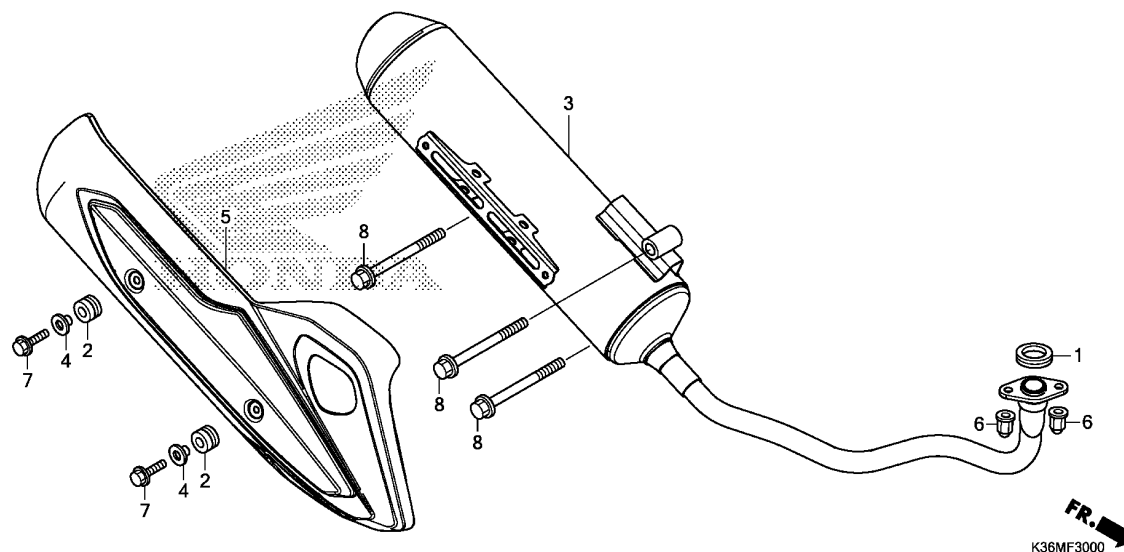
Ref. No.	Part No.	Description	Reqd. QTY WW150 F	Serial No.	Parts catalogue code
1	17208-GR1-010	COLLAR, AIR CLEANER SETTING	2		
2	17213-KZR-600	SEAL, AIR CLEANER	2		
3	17215-KZR-600	DUCT, AIR CLEANER	1		
4	17218-K35-V00	TUBE, BREATHER	1		
5	17220-K36-M00	ELEMENT SET, AIR CLEANER(WL)	1		
6	17225-KZR-600	CASE SUB ASSY., AIR CLEANER	1		
7	17234-KCW-871	TUBE, AIR CLEANER DRAIN	1		
8	17245-KZR-600	COVER SUB ASSY., AIR CLEANER	1		
9	17253-K36-T00	TUBE, AIR CLEANER CONNECTING	1		
10	17256-K35-V00	BAND, AIR CLEANER CONNECTING TUBE(38)	1		
11	17261-KVB-T00	TUBE, DRAIN	1		
12	90305-GEE-710	NUT, CLIP, 6MM	1		
13	93903-25480	SCREW, TAPPING, 5X20	7		
14	95002-02130	CLIP, TUBE(B12.5)	2		
15	95002-41200-08	CLAMP, TUBE(D12)	1		
16	95002-80000	CLIP, TUBE(C12)	1		
17	95701-06025-00	BOLT, FLANGE, 6X25	2		

3

F-30

EXHAUST MUFFLER

G11



Ref. No.	L.O.N.	(Relative ref. Number) Description	F.R.T.
1	3131B4	GASKET, EXHAUST PIPE	0.2
3	313120	MUFFLER	0.2
5	313121	PROTECTOR, MUFFLER	0.1

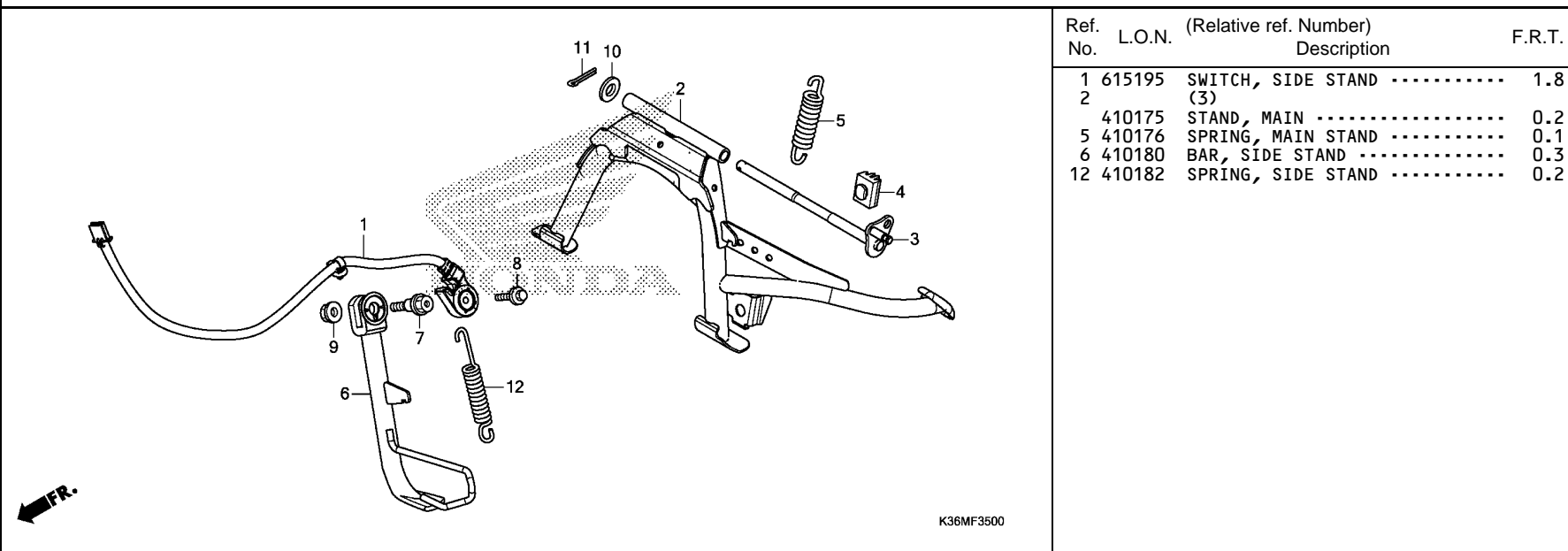
3

Ref. No.	Part No.	Description	Reqd. QTY WW150 F	Serial No.	Parts catalogue code
1	18291-GE2-921	GASKET, EX. PIPE	1		
2	18293-KSB-900	RUBBER, PROTECTOR PACKING ...	2		
3	18300-K36-T00	MUFFLER COMP., EX.	1		
4	18316-KVB-900	COLLAR, MUFFLER PROTECTOR ...	2		
5	18318-K35-V00	PROTECTOR, MUFFLER	1		
6	90304-MJ0-920	NUT, CAP, 7MM	2		
7	95701-06016-02	BOLT, FLANGE, 6X16	2		
8	95701-10065-07	BOLT, FLANGE, 10X65	3		

F-35

STAND

G12



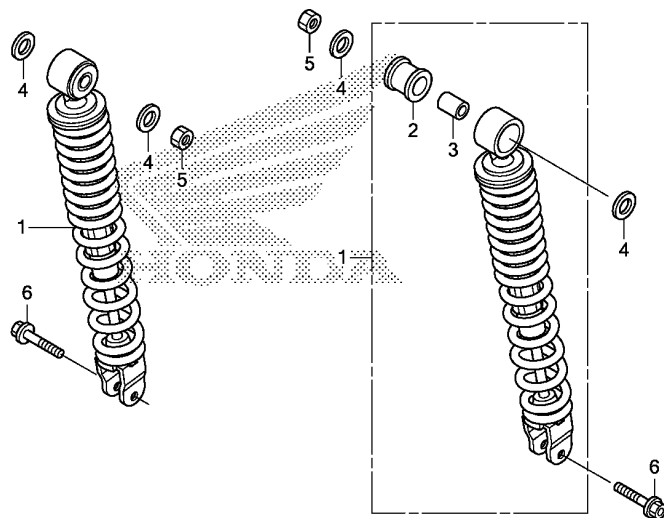
Ref. No.	Part No.	Description	Reqd. QTY WW150 F	Serial No.	Parts catalogue code
1	35700-K35-V01	SWITCH ASSY., SIDE STAND	1		
2	50500-K35-V00	STAND COMP., MAIN	1		
3	50503-KWN-900	SHAFT, MAIN STAND	1		
4	50505-GR1-710	RUBBER, STAND STOPPER	1		
5	50520-KVB-900	SPRING, MAIN STAND	1		
6	50530-K35-V00	BAR COMP., SIDE STAND	1		
7	90108-KZL-860	BOLT, SIDE STAND PIVOT	1		
8	90147-MCE-950	BOLT, SPECIAL, 6X16	1		
9	90203-KVB-900	NUT, SIDE STAND	1		
10	94101-10800	WASHER, PLAIN, 10MM	1		
11	94201-30200	PIN, SPLIT, 3.0X20	1		
12	95014-72102	SPRING A, SIDE STAND	1		

3

F-36

REAR CUSHION

G13



FR.

K36MF3600

Ref. No.	L.O.N.	(Relative ref. Number) Description	F.R.T.
1	5121B6	CUSHION ASSY., REAR :LEFT	0.9
	5121B7	CUSHION ASSY., REAR :RIGHT ...	0.9
	5121B8	CUSHION ASSY., REAR :BOTH	0.9

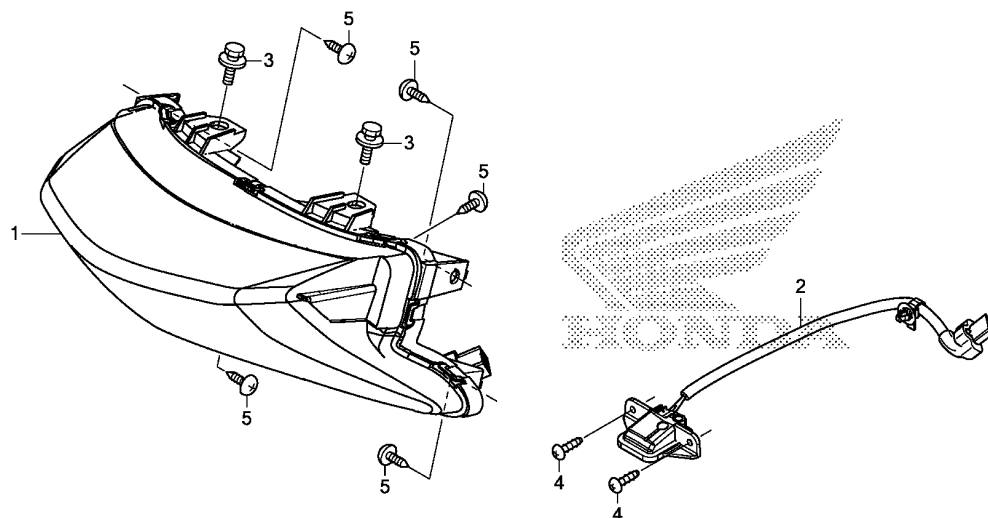
Ref. No.	Part No.	Description	Reqd. QTY WW150 F	Serial No.	Parts catalogue code
1	52400-KWN-Y11	CUSHION ASSY., RR.(SHOWA) ...	2		
2	52485-KVY-901	BUSH, RUBBER(SHOWA)	2		
3	52486-GA7-003	COLLAR, RUBBER BUSH(SHOWA) ..	2		
4	90501-KWW-640	WASHER, PLAIN, 10MM	4		
5	94001-10000-0S	NUT, HEX., 10MM	2		
6	95801-08032-00	BOLT, FLANGE, 8X32	2		

3

F-38-10

REAR COMBINATION LIGHT/LICENSE LIGHT

G14



K36MF3810

Ref. No.	L.O.N.	(Relative ref. Number) Description	F.R.T.
1	6161D5	TAILLIGHT UNIT	0.9
2	6161D8	LIGHT, LICENSE	0.8

Ref. No.	Part No.	Description	Reqd. QTY WW150 F	Serial No.	Parts catalogue code
1	33700-K35-V01	LIGHT ASSY., RR. COMBINATION	1		
2	33720-K35-V01	LIGHT ASSY., LICENSE	1		
3	93404-06012-00	BOLT-WASHER, 6X12	2		
4	93903-24480	SCREW, TAPPING, 4X16	2		
5	93903-25310	SCREW, TAPPING, 5X16	5		

3

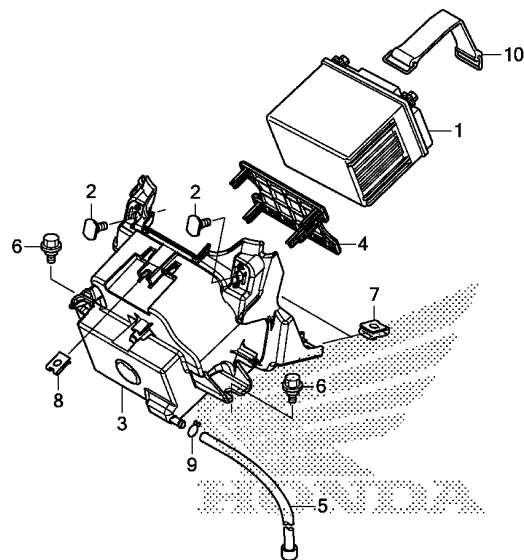
G15

3

F-40

BATTERY

G16

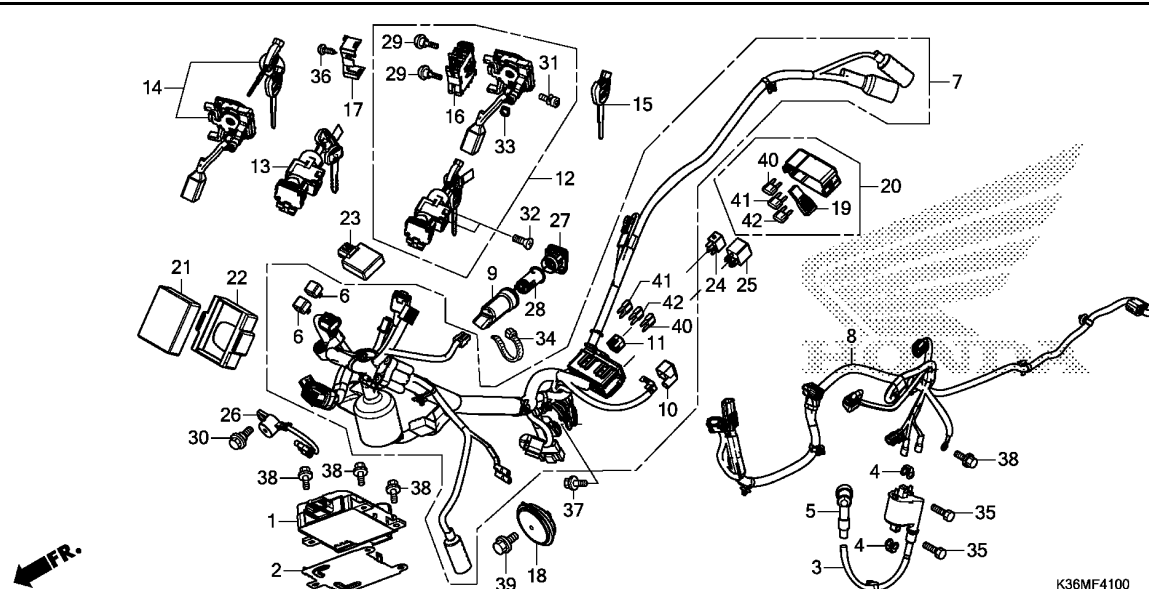


K36MF4000

Ref. No.	L.O.N.	(Relative ref. Number) Description	F.R.T.
1	610100	BATTERY	0.2
3	410185	BOX, BATTERY	1.0

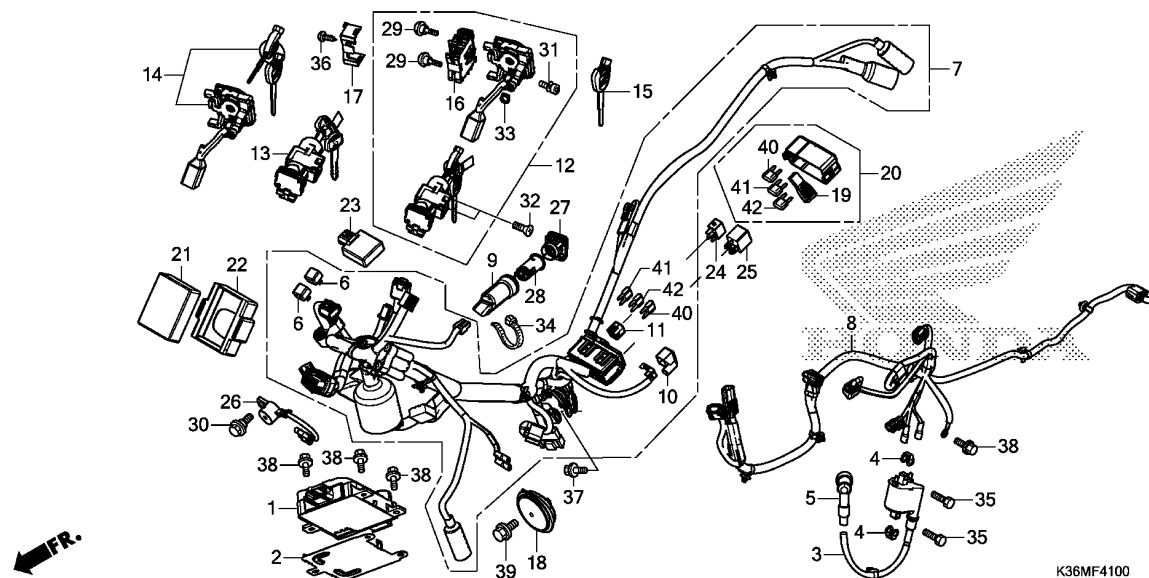
Ref. No.	Part No.	Description	Reqd. QTY WW150 F	Serial No.	Parts catalogue code
1	31500-KWN-901	BATTERY (YTZ6V) (YUASA)	1		
2	77202-ME5-000	BOLT, INSERT	2		
3	81320-K35-V00	BOX, BATTERY	1		
4	81323-K35-V00	SPACER, BATTERY	1		
5	81324-K35-V00	TUBE, BATTERY DRAIN	1		
6	90116-KVB-900	BOLT, FLANGE, 6MM	2		
7	90305-GEE-710	NUT, CLIP, 6MM	2		
8	90677-KAN-T00	NUT, CLIP, 5MM	1		
9	95002-02080	CLIP, TUBE(B8)	1		
10	95012-13001	BAND B2, BATTERY	1		

3



Ref. No.	L.O.N.	(Relative ref. Number) Description	F.R.T.
1	618135	ENGINE CONTROL MODULE (ECM) ...	2.7
3	614105	COIL, IGNITION	0.4
6	6131B3	RECTIFIER, SILICON	1.5
	6131B3A	.Replace 1 silicon rectifier add	0.1
7	611100	HARNESS, WIRE	2.7
8	611142	SUB HARNESS, ENGINE	2.0
12	6151A1	KEY SET	3.7
13	615145	SWITCH, COMBINATION & LOCK ...	3.5
14	6151A2	KEY, SHUTTER	3.6
		.EXCLUDES: Key cutting	
16	6151E8	SWITCH, SEAT AND BOX	2.5
18	616169	HORN	1.0
21	6181D1	CONTROL UNIT, LED	1.4
23	6181C8	CONTROL UNIT, ANSWER BACK ...	1.4
24	611155	RELAY, MAIN	0.2
25	6111C5	RELAY, STARTER	0.2
26	6161AB	BUZZER, ELECTRON	1.3
28		(27)	
	8121A0	SOCKET, ACCESSORY	1.1

Ref. No.	Part No.	Description	Reqd. QTY WW150 F	Serial No.	Parts catalogue code
1	30400-K36-T01	CONTROL UNIT, ENGINE	1		
2	30401-K35-V00	COVER, ENGINE CONTROL UNIT ..	1		
3	30510-K35-V01	COIL COMP., IGNITION	1		
4	30520-GFM-900	SPACER, IGNITION COIL	2		
5	30700-KWN-711	CAP ASSY., NOISE SUPPRESSOR (NGK)	1		
6	31700-MM8-610	RECTIFIER COMP., SILICON	2		
7	32100-K36-T01	HARNESS, WIRE	1		
8	32104-K35-V00	SUB HARNESS, ENGINE	1		
9	32107-K04-930	COVER, ACCESSORY SOCKET	1		
10	32412-MV4-000	COVER, BATTERY TERMINAL	1		
11	32606-GEV-761	CAP, DUMMY (4P) (RED)	1		
12	35100-K35-V11	SWITCH ASSY., COMBINATION & LOCK	1		
13	35101-K35-V01	SWITCH COMP., COMBINATION & LOCK	1		
14	35110-K35-V11	SHUTTER, KEY	1		
15	35121-K35-V00	KEY, BLANK	(1)		
		(VOKEYTOP2REPORDER)			
16	35190-K35-V01	SWITCH ASSY., FUEL LID & SEAT OPENER	1		
17	35191-K27-V01	COVER, CABLE	1		
18	38120-KWN-711	HORN COMP. (LOW)	1		
19	38235-SNA-A01	PULLER, MINI FUSE	1		
20	38255-K35-V01	COVER COMP., UPPER	1		

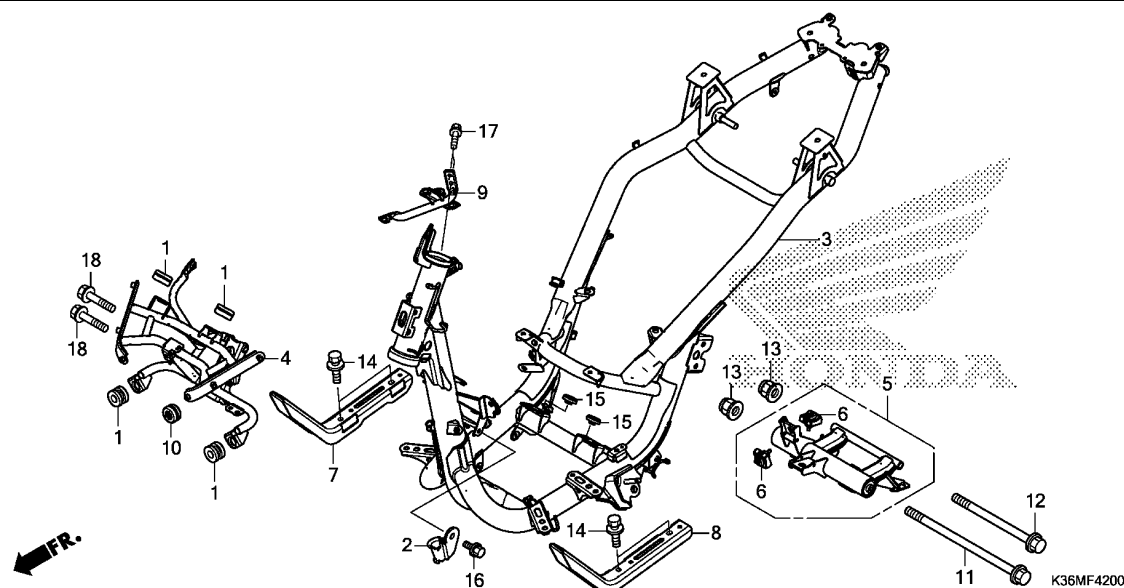


Ref. No.	Part No.	Description	Reqd. QTY WW150 F	Serial No.	Parts catalogue code
21	38300-K36-A01	LED CONTROL UNIT	1		
22	38301-K35-V00	SUSPENSION, LED CONTROL UNIT	1		
23	38410-K35-V11	CONTROL UNIT, ALARM & ANSWER BACK	1		
24	38501-KWN-901	RELAY COMP., POWER (MICRO ISO 4P)(OMRON)	1		
25	38502-KWN-901	RELAY COMP., POWER(PANASONIC)	1		
26	38720-KVG-V41	BUZZER ASSY.	1		
27	39620-K12-901	CAP ASSY.	1		
28	39624-SZ3-L01	SOCKET ASSY.	1		
29	90101-MT4-000	SCREW, SCREEN SETTING	2		
30	90107-KVB-900	BOLT, SPECIAL, 6MM	1		
31	90111-MR5-000	BOLT, SOCKET, 5X9	1		
32	90164-KZL-A00	SCREW, U-LOCK FLAT, 6X12	2		
33	90651-K35-V00	BAND, WIRE	1		
34	90652-KT1-771	BAND, WIRE(BLACK)	1		
35	92101-06020-4J	BOLT, HEX., 6X20	2		
36	93901-24320	SCREW, TAPPING, 4X12	1		
37	95701-06012-00	BOLT, FLANGE, 6X12	1		
38	95701-06016-00	BOLT, FLANGE, 6X16	4		
39	95701-08012-00	BOLT, FLANGE, 8X12	1		
40	98200-40500	FUSE, MINI(5A)	2		
41	98200-41000	FUSE, MINI(10A)	5		
42	98200-42500	FUSE, MINI(25A)	2		

F-42

FRAME BODY

H 3



Ref. No.	L.O.N.	(Relative ref. Number) Description	F.R.T.
3	410100	BODY, FRAMEINCLUDES: Engine removal and installation	6.0
4	411105	STAY, FRONT COVER	3.0
5	4101B5	LINK, ENGINE HANGERINCLUDES: Engine removal and installation	3.1
7	4101D2	STAY, FLOOR :RIGHT	1.3
8	4101D1	STAY, FLOOR :LEFT	1.2
	4101P3	STAY, FLOOR :BOTH	1.6

Ref. No.	Part No.	Description	Reqd. QTY WW150 F	Serial No.	Parts catalogue code
1	19051-KA4-000	RUBBER, RADIATOR MOUNTING ...	4		
2	43456-K35-V00	CLAMPER A, RR. BRAKE CABLE ..	1		
3	50100-K36-T00	BODY COMP., FRAME	1		
4	50310-K35-V00	STAY, FR. COVER	1		
5	50350-K35-V00	LINK ASSY., ENGINE HANGER ...	1		
6	50352-K35-V00	RUBBER, LINK STOPPER	2		
7	50620-K35-V00	STAY COMP., R. FLOOR	1		
8	50621-K35-V00	STAY COMP., L. FLOOR	1		
9	50622-K35-V00	STAY COMP., ELECTRONIC CONTROL UNIT	1		
10	61304-415-000	RUBBER, HEADLIGHT CASE MOUNTING	1		
11	90105-KVY-900	BOLT, FLANGE, 10X270	1		
12	90106-GCC-C50	BOLT, FLANGE, 10X238	1		
13	90304-KGH-901	NUT, U, 10MM	2		
14	93404-08016-00	BOLT-WASHER, 8X16	4		
15	95011-63000	RUBBER C, STAND STOPPER	2		
16	95701-06012-00	BOLT, FLANGE, 6X12	1		
17	95701-06014-00	BOLT, FLANGE, 6X14	2		
18	95801-08045-08	BOLT, FLANGE, 8X45	2		

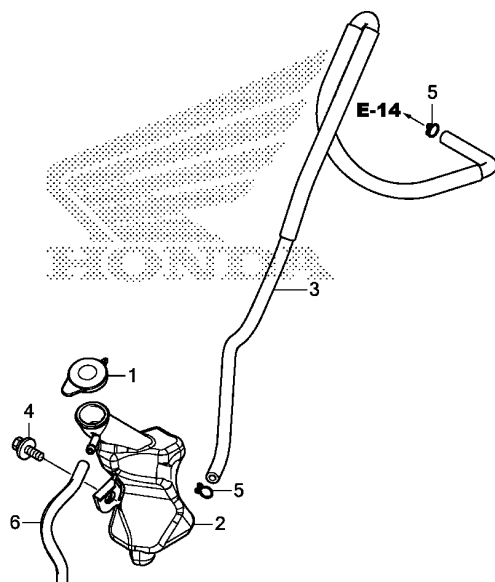
3

F-43

RESERVE TANK

H 4

FR.



K36MF4300

Ref. No.	L.O.N.	(Relative ref. Number) Description	F.R.T.
2	115110	TANK, RADIATOR RESERVE	0.3
3	1151E5	TUBE, RADIATOR RESERVE TANK ..	0.3

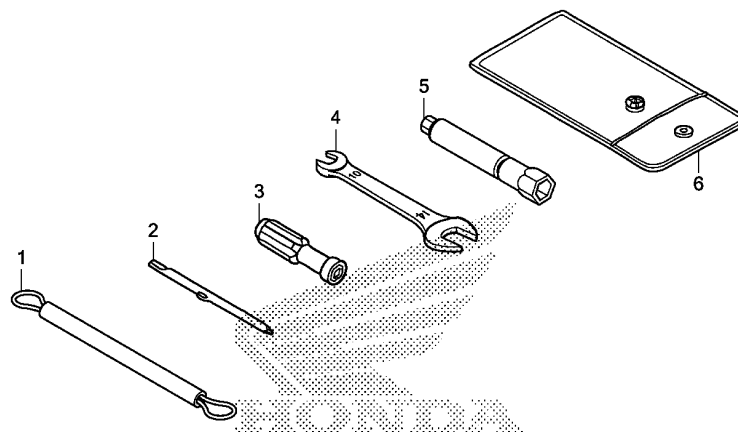
Ref. No.	Part No.	Description	Reqd. QTY WW150 F	Serial No.	Parts catalogue code
1	19109-KBP-900	CAP, RESERVE TANK	1		
2	19111-K35-V00	TANK, RESERVE	1		
3	19118-K35-V00	HOSE, RESERVE TANK	1		
4	93404-06012-08	BOLT-WASHER, 6X12	1		
5	95002-02100	CLIP, TUBE(B10)	2		
6	95005-50130-30	TUBE, 5X130(95005-50001-30M)	1		

3

F-46

TOOLS

H 5



K36MF4600

Ref. No.	L.O.N.	(Relative ref. Number) Description	F.R.T.
----------	--------	---------------------------------------	--------

NO INFORMATION

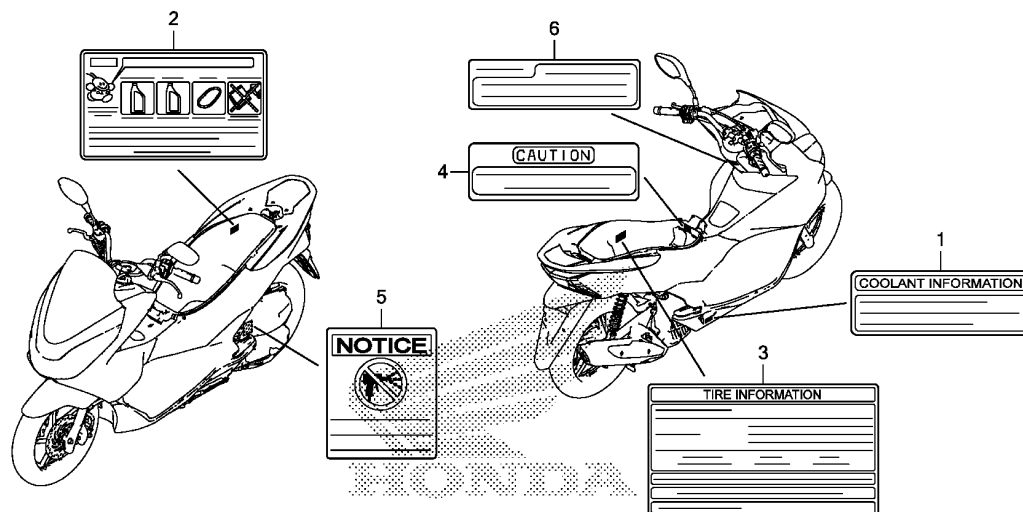
Ref. No.	Part No.	Description	Reqd. QTY WW150 F	Serial No.	Parts catalogue code
1	77236-KEA-000	WIRE, HELMET SETTING	1		
2	89102-538-000	DRIVER, SCREW(NO.2 + -)	1		
3	89103-538-000	GRIP	1		
4	89211-KWW-640	SPANNER, 10X14	1		
5	89216-KPP-900	WRENCH, SPARK PLUG	1		
6	89219-KGH-900	BAG, TOOL, 160MM	1		

3

F-47

CAUTION LABEL

H 6



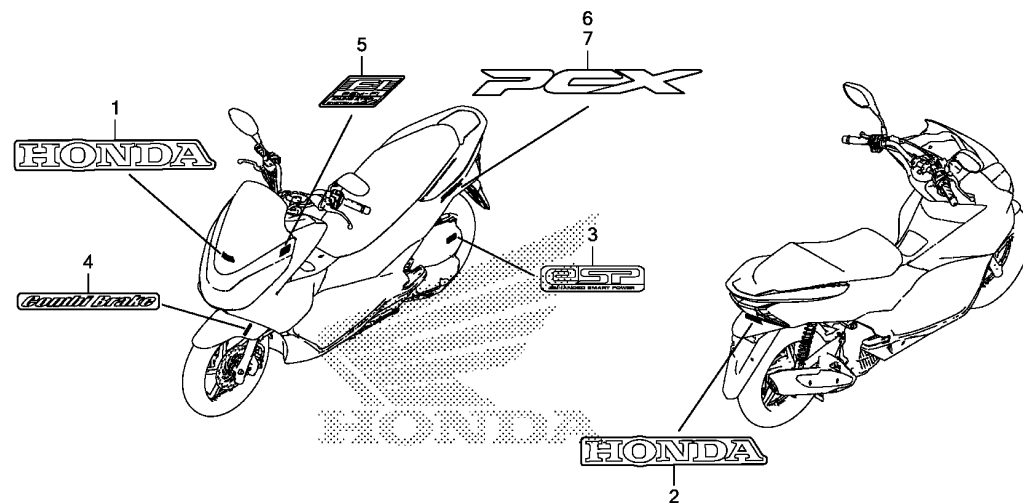
K36MF4700

Ref. No.	L.O.N.	(Relative ref. Number) Description	F.R.T.
----------	--------	---------------------------------------	--------

NO INFORMATION

Ref. No.	Part No.	Description	Reqd. QTY WW150 F	Serial No.	Parts catalogue code
1	87503-KVB-860	LABEL, COOLANT INFORMATION ..	1		
2	87504-KZY-710	LABEL, REPLACEMENT INFORMATION	1		
3	87505-K36-M00	LABEL, TIRE	1		
4	87506-KGH-970	MARK, BATTERY CAUTION	1		
5	87509-KWP-900	LABEL, AIR CLEANER ELEMENT NOTICE	1		
6	87560-KVB-860	LABEL, DRIVE CAUTION	1		

3



K36MF4800

Ref. L.O.N. (Relative ref. Number)
No. Description F.R.T.

NO INFORMATION

Ref. No.	Part No.	Description	Reqd. QTY WW150 F	Serial No.	Parts catalogue code
1	86101-K35-V00ZA	MARK, HONDA (75MM) *TYPE1*	1		
2	86102-K35-V00ZA	MARK, HONDA (75MM) *TYPE1*	1		
3	86170-KZR-600	MARK, ENGINE	1		
4	86611-KWN-B20ZA	MARK (COMBI BRAKE) *TYPE1*	1		
5	86644-KZR-770ZA	MARK, FI IDLING STOP *TYPE1*	1		
6	86831-K35-V00	EMBLEM, R. PCX	1		
7	86832-K35-V00	EMBLEM, L. PCX	1		

PART NO. INDEX

11

Part Number	Address	Page	Ref.	Part Number	Address	Page	Ref.	Part Number	Address	Page	Ref.	Part Number	Address	Page	Ref.	Part Number	Address	Page	Ref.
06000				14000				17261-KVB-T00				21000				32000			
06430-KWN-900	G6	67	1	14100-K35-J00	D4	28	2	17510-K36-T00	G9	70	4	21200-KWN-710	D16	40	3	32100-K36-T01	H1	78	7
06451-GE2-405	G4	65	1	14321-KWN-900	D4	28	3	17517-GGL-J00	G9	70	5	21395-KZR-600	D16	40	4	32104-K35-V00	H1	78	8
06451-MZ2-405	G4	65	2	14401-KSS-931	D6	30	1	17518-GGL-J00	G9	70	6					32107-K04-930	H1	78	9
06455-K20-911	G4	65	3	14430-KZR-600	D4	28	4	17519-K35-V00	G9	70	7					32112-KZR-600	E2	42	9
06530-GBG-B20	F10	55	1	14440-KZR-600	D4	28	5	17525-K35-V00	G9	70	8	22000				32113-KWN-900	E2	42	10
06531-GBG-B20	F10	55	2	14451-KZR-600	D4	28	6	17526-K35-V00	G9	70	9	22011-KWN-900	D13	37	1	32161-404-000	F4	49	6
				14510-KZR-600	D6	30	2	17527-K35-V00	G9	70	10	22100-KWN-900	D14	38	1	32412-MV4-000	H1	78	10
11000				14520-KZR-602	D6	30	3	17560-K35-V00	E5	45	10	22102-K35-V00	D13	37	2	32606-GEV-761	H1	78	11
11100-KZR-601	E1	41	1	14531-KZR-600	D6	30	4	17570-K36-J01	G9	70	11	22105-KWN-900	D13	37	3	32961-KWN-900	E1	41	10
11103-KVB-901	E1	41	2	14560-KZR-600	D6	30	5	17572-GGL-J00	G9	70	12	22110-K36-A00	D13	37	4	32962-K35-V00	E1	41	11
	E2	42	1	14611-KWN-900	D6	30	6	17632-K20-A11	G9	70	14	22123-K36-T00	D13	37	5				
11114-KWN-900	E1	41	3	14711-KZY-700	D4	28	7	17910-K36-T01	F4	49	1	22131-KWN-900	D13	37	6	33000			
11116-KZR-600	E1	41	4	14721-KZY-700	D4	28	8	17912-K35-V00	F4	49	2	22350-GFM-900	D14	38	2	33100-K35-V01	F1	46	1
11117-KWN-901	E1	41	5	14751-KWN-900	D4	28	9	17913-K35-V00	F4	49	3	22350-KVB-900	D14	38	2	33700-K35-V01	G14	75	1
11200-K36-T00	E2	42	2	14771-KWN-900	D4	28	10	17914-K35-V00	F4	49	4	22361-KVB-900	D14	38	3	33720-K35-V01	G14	75	2
11203-K35-J00	G6	67	2	14775-KZR-600	D4	28	11	17920-K36-T01	F4	49	5	22401-KWN-640	D14	38	4	33741-KTG-U01	F11	56	1
11203-KVB-901	E2	42	3	14781-MA6-000	D4	28	12					22535-K35-V00	D14	38	5	33741-KWN-901	G15	76	1
	G6	67	2					18000				22804-148-000	D14	38	6				
11204-KGF-900	D16	40	1	15000				18291-GE2-921	G11	72	1	23000				35000			
11205-GBC-300	E1	41	6	15010-KWN-900	D10	34	1	18293-KSB-900	G11	72	2	23100-K36-J01	D14	38	7	35100-K35-V11	H1	78	12
	E2	42	4	15133-KWN-900	D10	34	2	18300-K36-T00	G11	72	3	23205-K35-V00	D14	38	8	35101-K35-V01	H1	78	13
11211-KZR-600	D16	40	2	15421-KPL-900	E2	42	7	18316-KVB-900	G11	72	4	23224-K36-J00	D14	38	9	35110-K35-V11	H1	78	14
11341-KWN-780	D11	35	1	15426-KVB-900	E2	42	8	18318-K35-V00	G11	72	5	23225-KSY-900	D14	38	10	35121-K35-V00	H1	78	15
11343-KVG-900	E2	42	5	15651-KWN-900	E1	41	9	18357-KA4-710	G9	70	15	23226-KVB-900	D14	38	11	35150-K35-J01	F4	49	7
11361-KWN-901	E1	41	7					19000				23233-K36-J00	D14	38	12	35160-KYZ-901	F4	49	8
11363-KWN-900	E1	41	8	16000				19037-KVB-902	D12	36	3	23237-K35-V00	D14	38	13	35164-GGZ-J02	F4	49	9
11395-KZR-600	D11	35	2	16060-K35-V01	E5	45	1	19046-KVB-902	D12	36	4	23238-KVB-900	D14	38	14	35165-K35-J01	F4	49	10
				16075-K36-J01	E5	45	2	19051-KA4-000	H3	80	1	23411-KZR-601	D16	40	5	35170-K35-V01	F4	49	11
12010-K36-T00	D2	26	1	16076-K35-V01	E5	45	3	19100-KZY-701	D12	36	5	23421-KZR-600	D16	40	6	35180-K03-N31	F4	49	12
12100-K36-T00	D7	31	1	16077-K35-V01	E5	45	4	19109-GET-003	D12	36	6	23422-K36-J00	D16	40	7	35190-K35-V01	H1	78	16
12191-KZR-600	D7	31	2	16169-K35-V01	E5	45	5	19109-KBP-900	H4	81	1	23430-KZR-600	D16	40	8	35190-KWN-901	F4	49	13
12204-KWN-P00	D2	26	2	16400-K36-J01	E5	45	6	19111-K35-V00	H4	81	2	28000				35191-K27-V01	H1	78	17
12206-KZR-600	D12	36	1	16430-K35-V01	E5	45	7	19118-K35-V00	H4	81	3					35200-K35-V01	F4	49	14
12207-KWN-900	D12	36	2	16450-K36-J01	E5	45	8	19150-KWN-781	D12	36	7	28333-300-000	F16	61	1	35202-GGZ-J02	F4	49	15
12209-GB4-681	D4	28	1	16472-KPC-D50	E5	45	9	19200-KWN-901	D8	32	1					35205-K35-V01	F4	49	16
12209-GB4-682	D4	28	1	16700-K35-V01	G9	70	1	19220-KWN-901	D8	32	2	30000				35340-K35-V01	F4	49	17
12251-KZY-701	D2	26	3	16706-GGL-J01	G9	70	2	19226-KWN-900	D8	32	3	30400-K36-T01	H1	78	1	35340-MGS-D31	F6	51	1
12310-KZR-700	D1	25	1	16707-K35-V01	G9	70	3	19300-K35-V01	D8	32	4	30401-K35-V00	H1	78	2	35345-K35-V01	F4	49	18
12361-035-000	E2	42	6					19310-K35-V01	D8	32	5	30510-K35-V01	H1	78	3	35700-K35-V01	G12	73	1
12391-KZR-600	D1	25	2	17000				19332-KWN-900	D12	36	8	30515-K35-V00	D7	31	3	36000			
				17111-K36-J00	D2	26	4	19416-KEY-900	D11	35	3	30520-GFM-900	H1	78	4	36532-K35-V01	D2	26	9
13000				17119-KZY-700	D2	26	5					30700-KWN-711	H1	78	5				
13000-KZY-701	E4	44	1	17120-K36-J00	D2	26	6	19501-KZR-600	D12	36	10					37000			
13011-K36-T00	E4	44	2	17208-GR1-010	G10	71	1	19502-KZR-600	D12	36	11	31000				37200-K36-T01	F2	47	1
13021-K36-T00	E4	44	2	17213-KZR-600	G10	71	2	19503-KWN-900	D8	32	6	31210-KZY-701	D9	33	1	37205-K35-V01	F2	47	2
13031-K36-T00	E4	44	2	17215-KZR-600	G10	71	3	19504-KZR-600	D12	36	12	31220-K36-T01	D9	33	2	37210-K36-T01	F2	47	3
13101-K36-T00	E4	44	3	17218-K35-V00	G10	71	4	19510-K01-900	D12	36	13	31500-KWN-901	G16	77	1	37211-K35-V01	F2	47	4
13102-K36-T00	E4	44	3	17219-K35-V00	D2	26	7	19641-KWN-710	D11	35	4	31700-MM8-610	H1	78	6	37212-K35-V01	F2	47	5
13102-K36-T00	E4	44	3	17220-K36-M00	G10	71	5	19642-KWN-710	D11	35	5	31917-KPH-901	D2	26	8	37700-MJE-D01	E2	42	11
13103-K36-T00	E4	44	3	17225-KZR-600	G10	71	6	19645-KWN-900	D11	35	6					37800-K35-V01	G9	70	16
13111-KGF-910	E4	44	4	17234-KCW-871	G10	71	7	19649-KWN-710	D11	35	7					37870-KZR-601	D2	26	10
13115-KZY-700	E4	44	5	17245-KZR-600	G10	71	8												
				17253-K36-T00	G10	71	9												
				17256-K35-V00	G10	71	10												

4

12

86

PART NO. INDEX

13

Part Number	Address	Page	Ref.	Part Number	Address	Page	Ref.	Part Number	Address	Page	Ref.	Part Number	Address	Page	Ref.	Part Number	Address	Page	Ref.
87505-K36-M00	H6	83	3		G8	69	13	90651-MA5-671	F6	51	18	91307-PLC-004	D2	26	14		G2	63	13
87506-KGH-970	H6	83	4		G15	76	8		F7	52	21	91356-GBB-003	G3	64	19		G8	69	18
87509-KWP-900	H6	83	5	90120-HC4-000	F9	54	10	90652-K35-V00	F5	50	29	91384-KVB-900	D15	39	21		G9	70	20
87560-KVB-860	H6	83	6	90131-883-000	E1	41	14	90652-KT1-771	H2	79	34	91455-KEA-000	F9	54	18	94050-12000	D9	33	5
				90131-KWN-900	G4	65	18	90652-KVB-900	D11	35	9	91509-GE2-760	G1	62	10	94101-06000	F7	52	23
88000				90145-KPH-B30	F6	51	16	90653-HW3-671	F12	57	14		G8	69	16		F16	61	6
					F7	52	18	90677-KAN-T00	G8	69	15					94101-10000	G7	68	20
88114-KWN-900	F3	48	1	90147-MCE-950	G12	73	8		G16	77	8	92000				94101-10800	G12	73	10
88115-KWN-900	F3	48	2	90164-KZL-A00	H2	79	32	90678-MR1-690	D12	36	17					94109-12000	E1	41	18
88210-KWN-900	F3	48	3	90191-KWB-600	F9	54	11	90701-KWN-901	D8	32	7	92101-06020-4J	H2	79	35	94201-16120	F16	61	7
88220-KWN-900	F3	48	4	90202-KN7-670	D14	38	15		D12	36	18					94201-30200	G12	73	11
				90203-KVB-900	G12	73	9	90701-MF5-003	D12	36	19	93000				94301-08100	D8	32	9
89000				90206-001-000	D4	28	16	90702-KWN-900	E1	41	15						D10	34	4
				90212-671-005	F9	54	12	90741-003-010	E4	44	6	93401-06025-08	D12	36	20		E1	41	19
89102-538-000	H5	82	2	90301-GEV-711	F7	52	19					93404-06012-00	D2	26	15	94301-08140	D11	35	12
89103-538-000	H5	82	3	90301-KGH-901	F11	56	6	91000					F1	46	3	94301-10120	D16	40	15
89211-KWW-640	H5	82	4	90301-KWN-901	G15	76	9	91001-KCW-003	D14	38	18		F14	59	14	94301-10160	D2	26	17
89216-KPP-900	H5	82	5	90301-KWW-640	F3	48	6	91002-GA7-701	D14	38	19		F15	60	12		D7	31	5
89219-KGH-900	H5	82	6	90302-435-761	F5	50	28	91002-KZR-602	E2	42	15		G2	63	11	94520-28000	D15	39	23
				90302-KWW-A00	F1	46	2	91002-KZR-603	E2	42	15		G14	75	3	94520-40000	G6	67	16
90000					F12	57	11	91003-KZR-601	E2	42	16	93404-06012-07	G15	76	11				
					F14	59	12	91003-KZR-602	E2	42	16		F12	57	15	95000			
90001-K35-V00	E5	45	11		F15	60	11	91004-KZR-601	D16	40	10		F15	60	13				
90001-KWR-000	D9	33	3		G1	62	8	91004-KZR-602	D16	40	10	93404-06012-08	H4	81	4	95002-02080	G16	77	9
	E2	42	12		G2	63	10	91005-KVB-900	D11	35	10	93404-08016-00	H3	80	14	95002-02100	H4	81	5
	G15	76	7		G15	76	10	91005-KZR-601	E3	43	17	93414-06012-07	F13	58	16	95002-02130	G10	71	14
90002-KWB-600	D4	28	13	90304-KGH-901	F9	54	12	91005-KZR-602	E3	43	17	93600-04012-1G	F6	51	19	95002-41050-08	D12	36	21
90003-KWN-900	D10	34	3					91006-KZR-601	D16	40	11	93891-04010-18	E5	45	13	95002-41200-08	G10	71	15
90004-GHB-660	D12	36	15		H3	80	13	91006-KZR-602	D16	40	11	93891-04016-18	E5	45	14	95002-50000	D16	40	16
90004-KGF-910	D2	26	11	90304-MJ0-920	G11	72	6	91008-KZR-602	E3	43	18	93892-05020-07	F5	50	30	95002-80000	E3	43	23
90005-KY7-000	D6	30	7	90305-GEE-710	G10	71	12	91008-KZR-602	E3	43	18	93892-05025-07	F5	50	31		G10	71	16
90012-KWB-600	D4	28	14		G16	77	7	91009-KVY-961	D14	38	19	93893-04012-17	F6	51	20	95005-50130-30	H4	81	6
90031-KWN-900	E1	41	12	90305-KVB-901	G6	67	15	91009-KWN-901	D16	40	12	93901-24320	H2	79	36	95011-63000	H3	80	15
90032-KWN-900	E2	42	13	90306-KGH-901	G5	66	9	91051-K35-V01	G6	67	17	93903-24480	D11	35	11	95012-13001	G16	77	10
90036-KZR-600	E1	41	13	90314-KVS-F22	F2	47	8	91051-K35-V02	G6	67	17		F2	47	9	95014-72102	G12	73	12
90083-KVB-900	D4	28	15	90401-KWN-900	D13	37	7	91051-K35-V03	G7	68	17		G14	75	4	95015-32001	G7	68	21
90101-KWN-900	F5	50	26	90439-KWZ-900	D9	33	4	91052-K24-901	G5	66	10	93903-25310	F2	47	10	95015-81000	F16	61	8
	F6	51	14	90441-GY6-940	D14	38	16	91052-K24-904	G5	66	10		G14	75	5	95701-06012-00	F5	50	32
90101-MT4-000	H2	79	29	90463-ML7-000	D7	31	4	91052-K24-904	G5	66	10	93903-25320	G1	62	11		F6	51	22
90103-GET-003	D12	36	16	90483-KWN-900	D2	26	12	91109-KVY-901	D14	38	18	93903-25480	G10	71	13		G8	69	19
90103-KZR-701	F3	48	5	90495-MN5-000	D16	40	9	91201-434-003	D16	40	13	93903-34380	F14	59	15		G9	70	21
90105-KGH-900	G5	66	8		E2	42	14	91201-KWN-901	E1	41	16		G1	62	12		H2	79	37
90105-KVY-900	H3	80	11	90501-KPH-880	F9	54	14	91202-KWN-901	E3	43	19	93903-34420	F13	58	17		H3	80	16
90106-GCC-C50	H3	80	12	90501-KWW-640	G13	74	4	91203-KWN-901	E3	43	20		F14	59	16	95701-06014-00	D2	26	18
90107-GGZ-J00	F9	54	9	90502-KWN-670	F9	54	15	91204-KWN-900	D16	40	14		F15	60	14		D7	31	6
90107-KVB-900	H2	79	30	90504-KWN-900	F12	57	12	91211-KN7-671	D14	38	20		G1	62	13		E1	41	20
90107-MM5-000	F9	54	9	90505-KPH-880	F9	54	16	91212-422-006	F7	52	22		G2	63	12		H3	80	17
90108-KZL-860	G12	73	7	90507-921-000	F9	54	17	91251-K35-V01	G5	66	11	93903-34480	G8	69	17	95701-06016-00	D12	36	22
90111-187-000	G2	63	8	90544-283-000	G3	64	16	91252-K35-V01	G7	68	18		F13	58	18		E3	43	24
90111-MR5-000	H2	79	31	90545-300-000	F6	51	17	91253-K35-V01	G7	68	19	93903-35320	G15	76	12		F5	50	33
90112-KVB-900	G6	67	14		F7	52	20	91254-GAA-003	G3	64	18						F7	52	24
90114-GEV-712	F7	52	17	90601-354-000	G3	64	17	91301-GGL-J01	E5	45	12	94000					F11	56	8
90114-KGH-900	F6	51	15	90601-SJA-003	F12	57	13	91301-KRJ-901	D2	26	13		G13	74	5	95701-06016-02	G11	72	7
90115-KWN-900	F5	50	27		F14	59	13	91302-001-020	E3	43	21	94030-08280	D2	26	16	95701-06016-08	F8	53	25
90116-383-721	G3	64	15		G1	62	9	91302-KWN-900	D8	32	8	94030-12200	D15	39	22	95701-06022-00	D1	25	3
90116-KVB-900	F15	60	10		G8	69	14	91303-KF0-003	E3	43	22	94030-14200	D13	37	8		D6	30	9
	G16	77	6	90605-166-720	D14	38	17	91306-MG3-000	D6	30	8	94050-06000	F6	51	21		D8	32	10
90116-SP0-003	F12	57	10	90651-K35-V00	H2	79	33	91307-035-000	E1	41	17		F11	56	7		E5	45	15
	G2	63	9	90651-KZR-601	G6	67	16												

4

PART NO. INDEX

I 4

Part Number	Address	Page	Ref.	Part Number	Address	Page	Ref.	Part Number	Address	Page	Ref.	Part Number	Address	Page	Ref.	Part Number	Address	Page	Ref.
95701-06025-00	E1	41	21																
	G9	70	22																
	G10	71	17																
95701-06040-00	D2	26	19																
	D8	32	11																
95701-06065-00	E1	41	22																
95701-06080-00	E1	41	23																
95701-06095-00	D2	26	20																
95701-06130-00	E1	41	24																
95701-08012-00	H2	79	39																
95701-08016-00	E3	43	25																
95701-08028-00	G8	69	20																
95701-08045-00	D16	40	17																
95701-08055-00	D16	40	18																
95701-10040-00	G7	68	22																
95701-10065-07	G11	72	8																
95801-08020-00	F16	61	9																
95801-08032-00	G13	74	6																
95801-08045-08	H3	80	18																
95801-10050-08	F10	55	12																
96000																			
96001-06012-00	F8	53	26																
96001-06014-00	F8	53	27																
96001-06016-00	D8	32	12																
	E1	41	25																
96001-06016-07	D12	36	23																
96001-06018-07	D11	35	13																
96001-06025-00	E5	45	16																
96001-06028-00	D11	35	14																
96001-06038-00	F11	56	9																
96001-06040-00	D11	35	15																
96001-06065-00	D11	35	16																
96211-08000	F16	61	10																
96600-08032-00	F9	54	19																
96700-06025-00	D9	33	6																
98000																			
98200-40500	H2	79	40																
98200-41000	H2	79	41																
98200-42500	H2	79	42																

PART NAME INDEX

J 1

Part name	Address	Page	Ref.	Part name	Address	Page	Ref.	Part name	Address	Page	Ref.
[A]				BOLT, BRAKE DISK, 8X24	G5	66	8	BOLT, FLANGE, 8X12	H2	79	39
ARM COMP., EX. VALVE ROCKER ..	D4	28	5	BOLT, DRAIN	D12	36	16	BOLT, FLANGE, 8X16	E3	43	25
ARM COMP., IN. VALVE ROCKER ..	D4	28	4	BOLT, DRAIN PLUG, 12X15	E1	41	14	BOLT, FLANGE, 8X20	F16	61	9
ARM, L. PILLION STEP	F16	61	5	BOLT, FLANGE SOCKET, 6X22	F5	50	26	BOLT, FLANGE, 8X28	G4	65	18
ARM, RR. BRAKE	G6	67	10		F6	51	14		G8	69	20
ARM, R. PILLION STEP	F16	61	4	BOLT, FLANGE, 10X238	H3	80	12	BOLT, FLANGE, 8X32	G13	74	6
AXLE, FR. WHEEL	G5	66	2	BOLT, FLANGE, 10X270	H3	80	11	BOLT, FLANGE, 8X45	D16	40	17
[B]				BOLT, FLANGE, 10X40	G7	68	22		H3	80	18
				BOLT, FLANGE, 10X50	F9	54	10	BOLT, FLANGE, 8X55	D16	40	18
					F10	55	12	BOLT, HANDLE LEVER PIVOT	F6	51	15
BAG, TOOL, 160MM	H5	82	6	BOLT, FLANGE, 10X65	G11	72	8	BOLT, HEX., 6X20	H2	79	35
BALL SET, STEEL, #6X23	F10	55	1	BOLT, FLANGE, 5X12	D4	28	13	BOLT, INSERT	G16	77	2
BALL SET, STEEL, #6X29	F10	55	2	BOLT, FLANGE, 6MM	F15	60	10	BOLT, OIL, 10X22	F6	51	16
BALL, STEEL, #8	F16	61	10		G2	63	8		F7	52	18
BAND B1, WIRE	F4	49	6		G16	77	6	BOLT, PIN	G4	65	10
BAND B2, BATTERY	G16	77	10	BOLT, FLANGE, 6X12	F5	50	32	BOLT, PIVOT	F7	52	17
BAND, AIR CLEANER CONNECTING					F6	51	22	BOLT, RADIATOR DISTANCE	E1	41	13
TUBE	G10	71	10		F8	53	26	BOLT, SIDE STAND PIVOT	G12	73	7
BAND, WIRE	H2	79	33		G8	69	19	BOLT, SOCKET KNOCK, 5MM	D4	28	15
					G9	70	21	BOLT, SOCKET, 5X12	E5	45	11
					H2	79	37	BOLT, SOCKET, 5X9	H2	79	31
BAND, WIRE HARNESS	F5	50	29		H3	80	16	BOLT, SOCKET, 6X17	F9	54	9
BAR COMP., SIDE STAND	G12	73	6	BOLT, FLANGE, 6X130	E1	41	24	BOLT, SOCKET, 6X18	D9	33	3
BASE, INNER POCKET	F14	59	9	BOLT, FLANGE, 6X14	D2	26	18		E2	42	12
BASE, STATOR	E1	41	7		D7	31	6		G15	76	7
BATTERY	G16	77	1		E1	41	20	BOLT, SOCKET, 6X25	D9	33	6
BATTERY COMP.	F2	47	7		F8	53	27	BOLT, SOCKET, 8X27	G3	64	15
BEARING COMP.	D11	35	10		H3	80	17	BOLT, SOCKET, 8X32	F9	54	19
BEARING, NEEDLE, 20X29X18	D14	38	18	BOLT, FLANGE, 6X16	D8	32	12	BOLT, SPECIAL, 6MM	H2	79	30
BEARING, RADIAL BALL	G5	66	10		D12	36	22	BOLT, SPECIAL, 6X16	G12	73	8
BEARING, RADIAL BALL SPECIAL,							23	BOLT, SPECIAL, 6X23.5	D10	34	3
6207	E2	42	15		E1	41	25	BOLT, STUD, 7X17	D2	26	11
BEARING, RADIAL BALL, 6201 ...	D16	40	11		E3	43	24	BOOT B	G4	65	12
BEARING, RADIAL BALL, 6202 ...	D16	40	10		F5	50	33	BOOT COMP.	F6	51	5
BEARING, RADIAL BALL, 6203UU .	G6	67	17		F7	52	24		F7	52	9
	G7	68	17		F8	53	25	BOOT, L. LEVER	F4	49	24
BEARING, RADIAL BALL, 6204 ...	E2	42	16		F11	56	8	BOOT, MIRROR	F3	48	1
BEARING, RADIAL BALL, 6205 UU	D16	40	12		G11	72	7	BOOT, PIN BUSH	G4	65	11
BEARING, RADIAL BALL, 6301 ...	E3	43	17		H2	79	38	BOSS, DRIVE FACE	D13	37	3
BEARING, RADIAL BALL, 6302 ...	E3	43	18	BOLT, FLANGE, 6X18	D11	35	13	BOX, BATTERY	G16	77	3
BEARING, RADIAL BALL, 6902U ..	D14	38	19	BOLT, FLANGE, 6X22	D1	25	3	BOX, LUGGAGE	G2	63	5
BELT, DRIVE	D14	38	7		D6	30	9	BRACKET COMP., L. PILLION STEP	F16	61	3
BODY COMP., FRAME	H3	80	3		D8	32	10	BRACKET COMP., R. PILLION STEP	F16	61	2
BOLT-WASHER, 6X12	D2	26	15		D12	36	15	BRACKET SUB ASSY., L. FR.	G4	65	14
	F1	46	3		E5	45	15	BRACKET, L. HANDLE LEVER	F4	49	23
	F12	57	15	BOLT, FLANGE, 6X25	E1	41	21	BUSH, ENGINE HANGER RUBBER	E1	41	2
	F13	58	16		E5	45	16		E2	42	1
	F14	59	14		G9	70	22	BUSH, MAINSTAND	E1	41	6
	F15	60	12		G10	71	17		E2	42	4
				BOLT, FLANGE, 6X28	D11	35	14	BUSH, RR. CUSHION UNDER RUBBER	E2	42	3
	G2	63	11	BOLT, FLANGE, 6X32	G6	67	14		G6	67	2
	G14	75	3	BOLT, FLANGE, 6X38	F11	56	9	BUSH, RUBBER	G13	74	2
	G15	76	11	BOLT, FLANGE, 6X40	D2	26	19	BUZZER ASSY.	H2	79	26
	H4	81	4		D8	32	11				
BOLT-WASHER, 6X25	D12	36	20		D11	35	15	[C]			
BOLT-WASHER, 8X16	H3	80	14	BOLT, FLANGE, 6X65	D11	35	16	CABLE COMP. A, THROTTLE	F4	49	1
BOLT A, STUD, 8X200.5	E1	41	12		E1	41	22	CABLE COMP. B, THROTTLE	F4	49	5
BOLT B, ADAPTER, 10MM	F3	48	5	BOLT, FLANGE, 6X80	E1	41	23	CABLE COMP., FUEL LID	G1	62	5
BOLT B, STUD, 8X206	E2	42	13	BOLT, FLANGE, 6X95	D2	26	20				

PART NAME INDEX

J 2

Part name	Address	Page	Ref.	Part name	Address	Page	Ref.	Part name	Address	Page	Ref.
CABLE COMP., RR. BRAKE FIRST	F4	49	19	CLIP, TUBE	D16	40	16	CRANKCASE COMP., R.	E1	41	1
CABLE COMP., RR. BRAKE SECOND	F7	52	1		E3	43	23	CRANKSHAFT COMP.	E4	44	1
CABLE COMP., SEAT LOCK	G8	69	9		G10	71	14	CUP COMP., MASTER CYLINDER OIL	F7	52	3
CALIPER SUB ASSY., L. FR.	G4	65	13					CUSHION ASSY., RR.	G13	74	1
CAMSHAFT COMP.	D4	28	2		G16	77	9	CYLINDER COMP.	D7	31	1
CAM, RR. BRAKE	G6	67	8		H4	81	5	CYLINDER SET, MASTER	F6	51	12
CAP ASSY.	H2	79	27	COIL COMP., IGNITION	H1	78	3		F7	52	13
CAP ASSY., NOISE SUPPRESSOR	H1	78	5	COLLAR	D11	35	3	CYLINDER SUB ASSY., FR. BRAKE			
CAP COMP., FUEL FILLER	G9	70	13		D12	36	9	MASTER	F6	51	6
CAP COMP., RADIATOR	D12	36	3	COLLAR A, HANDLE SETTING	F9	54	14	CYLINDER SUB ASSY., MASTER	F7	52	10
CAP, BLEEDER	G4	65	5	COLLAR B, HANDLE SETTING	F9	54	16				
CAP, DUMMY	H1	78	11	COLLAR B, RR. WHEEL SIDE	G6	67	4	[D]			
CAP, LOCK NUT	F3	48	2	COLLAR, AIR CLEANER SETTING	G10	71	1	DAMPER, R. LID	F14	59	11
CAP, L. COVER	D11	35	5	COLLAR, FR. AXLE DISTANCE	G5	66	4	DIAPHRAGM	F6	51	10
CAP, MASTER CYLINDER	F6	51	8	COLLAR, FR. FENDER	F11	56	5		F7	52	12
	F7	52	5	COLLAR, FR. WHEEL SIDE	G5	66	3	DISK, FR. BRAKE	G5	66	7
CAP, RESERVE TANK	H4	81	1	COLLAR, MUFFLER PROTECTOR	G11	72	4	DOWEL PIN, 10X12	D16	40	15
CAP, SOCKET BOLT, 8MM	F9	54	18	COLLAR, RR. WHEEL SIDE	G6	67	3	DOWEL PIN, 10X16	D2	26	17
CAP, TAPPET ADJUSTING HOLE	E2	42	6	COLLAR, RUBBER BUSH	G13	74	3		D7	31	5
CASE ASSY.	F2	47	5	COLLAR, SEAL	D14	38	13	DOWEL PIN, 8X10	D8	32	9
CASE COMP., L. FR. BOTTOM	G3	64	14	COLLAR, SILENCER	G9	70	15		D10	34	4
CASE COMP., R. FR. BOTTOM	G3	64	6	COLLAR, SPRING	D14	38	14		E1	41	19
CASE COMP., TRANSMISSION	D16	40	3	CONNECTOR	F7	52	2	DOWEL PIN, 8X14	D11	35	12
CASE SUB ASSY., AIR CLEANER	G10	71	6	CONTROL UNIT, ALARM & ANSWER				DOWEL PIN, SPECIAL, 6.3X10X30	E1	41	15
CATCH COMP., SEAT	G8	69	6		BACK	H2	79	DRIVER, SCREW	H5	82	2
CHAIN, CAM	D6	30	1	CONTROL UNIT, ENGINE	H1	78	1	DUCT, AIR CLEANER	G10	71	3
CIRCLIP	F6	51	18	COTTER, VALVE	D4	28	12	DUCT, L. COVER	D11	35	4
	F7	52	21	COUNTERSHAFT	D16	40	6	DUST SEAL	G9	70	6
CIRCLIP, 7MM	D14	38	17	COVER COMP., CYLINDER HEAD	D1	25	1	DUST SEAL, 21X37X7	G5	66	11
CIRCLIP, INTERNAL, 28MM	D15	39	23	COVER COMP., RADIATOR	D12	36	7	DUST SEAL, 25X35X6	G7	68	19
CIRCLIP, INTERNAL, 32MM	D11	35	9	COVER COMP., UPPER	H1	78	20	DUST SEAL, 25X40X5	G7	68	18
CIRCLIP, INTERNAL, 40MM	G6	67	16	COVER COMP., WATER PUMP	D8	32	2	DUST SEAL, STEERING HEAD	F10	55	8
CIRCLIP, RR. MASTER CYLINDER	F7	52	7	COVER SET, LICENSE LIGHT	G15	76	5				
CLAMPER A, BRAKE HOSE	F6	51	3	COVER SET, L. BODY	G1	62	7	[E]			
CLAMPER A, RR. BRAKE CABLE	H3	80	2	COVER SET, RR. HANDLE	F9	54	7	ELEMENT SET, AIR CLEANER	G10	71	5
CLAMPER A, THROTTLE CABLE	F4	49	2	COVER SET, R. BODY	G1	62	6	EMBLEM, L. PCX	H7	84	7
CLAMPER B, BRAKE HOSE	F6	51	4	COVER SUB ASSY., AIR CLEANER	G10	71	8	EMBLEM, PRODUCT	F9	54	8
CLAMPER B, THROTTLE CABLE	F4	49	3	COVER, ACCESSORY SOCKET	H1	78	9	EMBLEM, R. PCX	H7	84	6
CLAMPER C, THROTTLE CABLE	F4	49	4	COVER, BATTERY	G2	63	7				
CLAMPER, A.C. GENERATOR CORD	E1	41	10	COVER, BATTERY TERMINAL	H1	78	10				
CLAMPER, BREATHING TUBE	D2	26	7	COVER, CABLE	H1	78	17				
CLAMPER, RR. BRAKE CABLE	D11	35	8	COVER, CENTER	G1	62	2				
CLAMP, MASTER CYLINDER OIL				COVER, ENGINE CONTROL UNIT	H1	78	2				
	HOSE	F7	52	COVER, FR. CENTER	F12	57	6	FACE COMP., MOVABLE DRIVE	D13	37	4
CLAMP, TUBE	D12	36	21	COVER, FR. HANDLE	F9	54	6	FACE SET, DRIVEN	D14	38	8
	G10	71	15	COVER, FR. LOWER	F12	57	8	FACE SET, MOVABLE DRIVEN	D14	38	9
CLAMP, WATER HOSE, 21MM	D12	36	19	COVER, GRAB RAIL	G8	69	11	FACE, DRIVE	D13	37	2
CLAMP, WATER HOSE, 24MM	D8	32	7	COVER, HEADLIGHT UNDER	F12	57	7	FAN COMP., COOLING	D12	36	13
	D12	36	18	COVER, INNER	F14	59	1	FENDER ASSY., RR. INNER	G15	76	3
CLIP, BUMPER SEAL	F12	57	10	COVER, L. FR.	F12	57	5	FENDER SET, FR.	F11	56	2
	G2	63	9	COVER, L. SIDE	D11	35	1	FENDER, RR.	G15	76	2
	G8	69	13		F15	60	6	FILM, TANK PROTECTOR	G9	70	7
	G15	76	8	COVER, MASTER CYLINDER	F7	52	14	FILTER SET	G9	70	3
CLIP, HOSE	D12	36	17	COVER, R. FR.	F12	57	4	FLYWHEEL COMP.	D9	33	1
CLIP, PISTON PIN, 14MM	E4	44	5	COVER, R. SIDE	F15	60	5	FORK ASSY., L. FR.	G3	64	13
CLIP, SNAP FITTING	F12	57	13	COVER, SEAT CATCH	G8	69	8	FORK ASSY., R. FR.	G3	64	1
	F14	59	13	COVER, SPRING PLATE	G2	63	3	FUEL UNIT	G9	70	16
	G1	62	9	COVER, UNDER	F15	60	9	FUSE, MINI	H2	79	40
	G8	69	14	CRANKCASE COMP., L.	E2	42	2				41

PART NAME INDEX

J 3

Part name	Address	Page	Ref.	Part name	Address	Page	Ref.	Part name	Address	Page	Ref.
FUSE, MINI	H2	79	42	INSULATOR, IN. PIPE	D2	26	5	NUT, CLIP, 5MM	G16	77	8
[G]				[J]				NUT, CLIP, 6MM	G10	71	12
GASKET, CYLINDER	D7	31	2	JOINT B, BRAKE ARM	G7	68	21	G16	77	7	
GASKET, CYLINDER HEAD	D2	26	3	JOINT COMP., INJECTOR	E5	45	10	NUT, FENDER SETTING	D12	36	14
GASKET, CYLINDER HEAD COVER ..	D1	25	2	JOINT COMP., WATER HOSE	D12	36	1	NUT, FLANGE, 12MM	D9	33	5
GASKET, EX. PIPE	G11	72	1	[K]				NUT, FLANGE, 6MM	F6	51	21
GASKET, L. COVER	D11	35	2	KEY, BLANK	H1	78	15	F11	56	7	
GASKET, STATOR BASE	E1	41	8	KEY, WOODRUFF, 4MM	E4	44	6	G2	63	13	
GASKET, TENSIONER LIFTER	D6	30	5	[L]				G8	69	18	
GASKET, TRANSMISSION CASE	D16	40	4	LABEL, AIR CLEANER ELEMENT				G9	70	20	
GASKET, WATER PUMP COVER	D8	32	3	NOTICE	H6	83	5	NUT, HEX., 10MM	F3	48	6
GAUGE, OIL LEVEL	E1	41	9	LABEL, COOLANT INFORMATION	H6	83	1	G13	74	5	
GEAR COMP., FINAL	D16	40	8	LABEL, DRIVE CAUTION	H6	83	6	NUT, HEX., 12MM	D15	39	22
GEAR, COUNTER	D16	40	7	LABEL, RADIATOR CAP	D12	36	4	NUT, HEX., 14MM	D13	37	8
GEAR, OIL PUMP DRIVEN	D10	34	2	LABEL, REPLACEMENT INFORMATION	H6	83	2	NUT, HEX., 5MM	F5	50	28
GRILL SET, FR.	F12	57	1	LABEL, TIRE	H6	83	3	NUT, HEX., 8MM	D2	26	16
GRIP	H5	82	3	LATCH	F14	59	8	NUT, SELF-LOCK, 10MM	F9	54	12
GRIP COMP., THROTTLE	F4	49	21	LED CONTROL UNIT	H2	79	21	NUT, SIDE STAND	G12	73	9
GRIP, L. HANDLE	F4	49	22	LENS ASSY.	F2	47	4	NUT, SPECIAL, 28MM	D14	38	15
GROMMET, AIR CLEANER CASE	G9	70	19	LEVER, L. STEERING HANDLE	F4	49	25	NUT, SPRING, 4MM	F1	46	2
G9	70	17		LEVER, R. STEERING HANDLE	F6	51	13	F12	57	11	
GROMMET, HORN STAY	G15	76	6	LID, FUEL	G1	62	1	F14	59	12	
GROMMET, SPEED SENSOR	G9	70	17	LID, GRAB RAIL COVER	G8	69	12	F15	60	11	
PROTECTOR	E2	42	10	LID, INNER POCKET	F14	59	7	G1	62	8	
GUARD, RR. SPLASH	G2	63	6	LID, PLUG MAINTENANCE	F15	60	7	G2	63	10	
GUIDE, CAM CHAIN	D6	30	6	LID, RESERVE TANK	F15	60	8	G15	76	10	
GUIDE, VALVE	D2	26	2	LIFTER ASSY., TENSIONER	D6	30	3	NUT, STEERING STEM LOCK	F10	55	5
[H]				LIGHT ASSY., FR. COMBINATION ..	F1	46	1	NUT, TAPPET ADJUSTING	D4	28	16
HARNESS, WIRE	H1	78	7	LIGHT ASSY., LICENSE	G14	75	2	NUT, U, 10MM	F9	54	12
HEAD ASSY., CYLINDER	D2	26	1	LIGHT ASSY., RR. COMBINATION ..	G14	75	1	H3	80	13	
HINGE ASSY., FUEL LID	G1	62	4	LINK ASSY., ENGINE HANGER	H3	80	5	NUT, U, 12MM	G5	66	9
HINGE, SEAT	G8	69	4	LOCK ASSY., FUEL LID	G1	62	3	NUT, U, 16MM	G6	67	15
HOLDER, HANDLE PIPE UPPER	F9	54	5	[M]				NUT, U, 5MM	G15	76	9
HOLDER, HANDLE UNDER	F9	54	4	MARK	H7	84	4	NUT, U, 6MM	F7	52	19
HOLDER, MASTER CYLINDER	F4	49	20	MARK, BATTERY CAUTION	H6	83	4	F11	56	6	
F6	51	9		MARK, ENGINE	H7	84	3	[O]			
HOOK, HELMET	G2	63	1	MARK, FI IDLING STOP	H7	84	5	OIL SEAL, 14X20X3.2	D16	40	13
HORN COMP.	H1	78	18	MARK, HONDA	H7	84	1	OIL SEAL, 20X32X6	E3	43	20
HOSE A, WATER	D12	36	10	[N]				OIL SEAL, 20.8X32X6	E1	41	16
HOSE B, WATER	D12	36	11	NUT, BRAKE ROD ADJUSTING	G6	67	11	OIL SEAL, 26X45X6	E3	43	19
HOSE COMP., CBS	F7	52	8	NUT, CAP, 7MM	G11	72	6	OIL SEAL, 34X52X7	D16	40	14
HOSE COMP., FR. BRAKE	F6	51	2	NUT, CLIP, 5MM	G8	69	15	O-RING	D8	32	5
HOSE COMP., FUEL FEED	G9	70	11					E5	45	3	
HOSE C, WATER	D8	32	6	MAT, L. FLOOR	F15	60	4				
HOSE, BYPASS	D12	36	12	MAT, R. FLOOR	F15	60	3	O-RING, 14.8X2.4	G3	64	19
HOSE, MASTER CYLINDER	F7	52	4	METER COMP., COMBINATION	F2	47	3	E3	43	22	
HOSE, RESERVE TANK	H4	81	3	MIRROR COMP., L.	F3	48	4	F7	52	22	
HOUSING COMP., STARTER SWITCH	F4	49	10	MIRROR COMP., R.	F3	48	3	O-RING, 15.4X2	D12	36	2
HOUSING COMP., WINKER SWITCH ..	F4	49	16	MUFFLER COMP., EX.	G11	72	3	O-RING, 18X3	E1	41	17
HOUSING, STARTER SWITCH RR. ...	F4	49	9					O-RING, 1.5X9.5	D6	30	8
HOUSING, WINKER SWITCH RR. ...	F4	49	15					O-RING, 29X2	D2	26	13
[I]								O-RING, 30.8MM	E3	43	21
INJECTOR ASSY., FUEL	E5	45	8					O-RING, 34X2	D8	32	8
								O-RING, 38.8X1.9	D15	39	21
								O-RING, 6.3X2.2	E5	45	12
								O-RING, 6.8X1.9	G9	70	2

PART NAME INDEX

J 4

Part name	Address	Page	Ref.	Part name	Address	Page	Ref.	Part name	Address	Page	Ref.
O-RING, 9.5X1.9	D2	26	14	RACE, STEERING TOP CONE	F10	55	6	SCREW, TAPPING, 4X16	F14	59	16
O-RING, FUEL PUMP	G9	70	12	RADIATOR ASSY.	D12	36	5		F15	60	14
O-RING, THROTTLE BODY	E5	45	2	RAIL, RR. GRAB	G8	69	10		G1	62	13
OUTER COMP., CLUTCH	D14	38	1	RECTIFIER COMP., SILICON	H1	78	6		G2	63	12
OUTER, L. INNER COVER	F14	59	6	REFLECTOR, FR. REFLEX	F11	56	1		G8	69	17
OUTER, R. INNER COVER	F14	59	5	REFLECTOR, REFLEX	G15	76	1		G14	75	4
				RELAY COMP., POWER	H2	79	24	SCREW, TAPPING, 5X16	F2	47	10
[P]							25		G1	62	11
PACKING	F2	47	2	RETAINER, FUEL PUMP	G9	70	5		G14	75	5
PACKING, FUEL FILLER CAP	G9	70	14	RETAINER, VALVE SPRING	D4	28	10		G15	76	12
PAD SET, FR.	G4	65	3	RING SET, PISTON	E4	44	2	SCREW, TAPPING, 5X20	G10	71	13
PANEL, FR. METER	F12	57	2	RING, BACK UP	G3	64	5	SCREW, U-LOCK FLAT, 6X12	H2	79	32
PANEL, RR. METER	F12	57	3	RING, OIL SEAL STOP	G3	64	17	SEAL SET, FR. FORK	G3	64	12
PIECE SET, SLIDE	D13	37	1	RING, PISTON	G3	64	8	SEAL SET, PISTON	G4	65	1
PIECE, OIL LOCK	G3	64	7	RING, SEAL	E5	45	9				2
PIN A, PILLION STEP	F16	61	8	RING, STOPPER	G3	64	10	SEAL, AIR CLEANER	G10	71	2
PIN, HANGER	G4	65	16		G4	65	8	SEAL, BELT COVER DUCT	D11	35	6
PIN, PISTON	E4	44	4	RIVET, PUSH	F12	57	14	SEAL, DRAIN	D12	36	6
PIN, ROLLER GUIDE	D14	38	10	ROLLER SET, WEIGHT	D13	37	5	SEAL, DRIVEN FACE, 34X41X4	D14	38	20
PIN, SEAT HINGE	G8	69	5	ROLLER, GUIDE	D14	38	11	SEAL, DUST	G3	64	18
PIN, SPLIT, 1.6X12	F16	61	7	RUBBER C, STAND STOPPER	H3	80	15	SEAL, INNER BOX	F14	59	4
PIN, SPLIT, 3.0X20	G12	73	11	RUBBER, BODY COVER SETTING	G9	70	18	SEAL, L. COVER DUCT	D11	35	7
PIPE COMP., FR. FORK	G3	64	3	RUBBER, CLUTCH DAMPER	D14	38	6	SEAL, RR. INNER FENDER	G15	76	4
PIPE COMP., STEERING HANDLE ..	F9	54	1	RUBBER, FUEL SEAL	G9	70	10	SEAL, VALVE STEM	D4	28	1
PIPE, IN.	D2	26	4	RUBBER, HEADLIGHT CASE				SEAT COMP., DOUBLE	G8	69	2
PIPE, SEAT	G3	64	11		MOUNTING	H3	80	SEAT, SPRING UPPER	G3	64	9
PISTON	E4	44	3	RUBBER, LINK STOPPER	H3	80	6	SEAT, VALVE SPRING	D4	28	11
PISTON A, 22X27	G4	65	6	RUBBER, PROTECTOR PACKING	G11	72	2	SENSOR ASSY., SPEED	E2	42	11
PISTON A, 25X27	G4	65	9	RUBBER, RADIATOR MOUNTING	H3	80	1	SENSOR ASSY., WATER TEMP	D2	26	10
PISTON B, 22X35	G4	65	15	RUBBER, SEAL	G8	69	1	SENSOR SET	E5	45	1
PIVOT, CAM CHAIN TENSIONER ...	D6	30	4	RUBBER, SEAT SETTING	G8	69	3	SENSOR, OXYGEN	D2	26	9
PLATE COMP., DRIVE	D14	38	2	RUBBER, STAND STOPPER	G12	73	4	SHAFT, DRIVE	D16	40	5
PLATE, BEARING PUSH	E1	41	5					SHAFT, MAIN STAND	G12	73	3
PLATE, CLUTCH SIDE	D14	38	3	[S]				SHAFT, ROCKER ARM	D4	28	6
PLATE, DIAPHRAGM	F6	51	11	SCREEN, OIL FILTER	E2	42	7	SHOE SET, BRAKE	G6	67	1
	F7	52	11	SCREW-WASHER, 4X10	E5	45	13	SHUTTER, KEY	H1	78	14
PLATE, POCKET LID	F14	59	10	SCREW-WASHER, 4X12	F6	51	20	SLEEVE, RR. BRAKE CAM	D16	40	1
PLATE, RAMP	D13	37	6	SCREW-WASHER, 4X16	E5	45	14	SOCKET ASSY.	H2	79	28
PLATE, SPRING	G2	63	2	SCREW-WASHER, 5X20	F5	50	30	SPACER, BATTERY	G16	77	4
				SCREW-WASHER, 5X25	F5	50	31	SPACER, IGNITION COIL	H1	78	4
PLUG, BEARING PUSH	E1	41	3	SCREW, BLEEDER	G4	65	4	SPANNER, 10X14	H5	82	4
PLUG, SPARK	D2	26	8	SCREW, FLAT, 4X12	F6	51	19	SPEEDOMETER ASSY.	F2	47	1
POCKET, LOWER INNER	F14	59	3	SCREW, HANDLE LEVER PIVOT	F5	50	27	SPRING A, SIDE STAND	G12	73	12
POCKET, UPPER INNER	F14	59	2	SCREW, OVAL, 6X45	F9	54	11	SPRING, BEARING PUSH	E1	41	4
POST COMP., HANDLE	F9	54	3	SCREW, PAN, 5X11.5	G1	62	10	SPRING, BRAKE SHOE	G6	67	9
PROTECTOR	F6	51	7		G8	69	16	SPRING, CLUTCH	D14	38	4
PROTECTOR, MUFFLER	G11	72	5	SCREW, PAN, 6X17	F9	54	9	SPRING, DELAY	F7	52	15
PROTECTOR, SPEED SENSOR	E2	42	9	SCREW, PAN, 6X6	D6	30	7	SPRING, DRIVEN FACE	D14	38	12
PULLER, MINI FUSE	H1	78	19	SCREW, SCREEN SETTING	H2	79	29	SPRING, FR. CUSHION REBOUND ..	G3	64	4
PUMP ASSY., WATER	D8	32	1	SCREW, TAPPET ADJUSTING	D4	28	14	SPRING, FR. FORK	G3	64	2
PUMP SET, OIL	D10	34	1	SCREW, TAPPING, 3X14	F2	47	8	SPRING, KICK STARTER STOPPER ..	F16	61	1
PUMP UNIT, FUEL	G9	70	1	SCREW, TAPPING, 4X12	F14	59	15	SPRING, MAIN STAND	G12	73	5
					G1	62	12	SPRING, OIL FILTER SCREEN	E2	42	8
					H2	79	36	SPRING, PAD	G4	65	7
[R]				SCREW, TAPPING, 4X16	D11	35	11	SPRING, RR. BRAKE ARM	G6	67	12
RACE, STEERING BOTTOM BALL ...	F10	55	4		F2	47	9	SPRING, SEAT LOCK	G8	69	7
RACE, STEERING BOTTOM CONE ...	F10	55	7		F13	58	17	SPRING, VALVE	D4	28	9
RACE, STEERING TOP BALL	F10	55	3				18	SPROCKET, CAM	D4	28	3
								STAND COMP., MAIN	G12	73	2

PART NAME INDEX

J 5

Part name	Address	Page	Ref.	Part name	Address	Page	Ref.	Part name	Address	Page	Ref.
STATOR COMP.	D9	33	2	TUBE, MISSION BREATHER	D16	40	2				
STAY COMP., ELECTRONIC CONTROL UNIT				[V]							
STAY COMP., HOSE CLAMPER	H3	80	9	VALVE SET, IDLE AIR CONTROL ...	E5	45	7				
STAY COMP., IGNITION COIL	D2	26	6	VALVE, EX.	D4	28	8				
STAY COMP., L. FLOOR	D7	31	3	VALVE, IN.	D4	28	7				
STAY COMP., R. FLOOR	H3	80	7	VALVE, RIM	G5	66	1				
STAY, ENGINE HARNESS	H3	80	4		G6	67	7				
STAY, FR. COVER	F11	56	4	VISOR SET, METER	F12	57	9				
STAY, L. FR. REFLECTOR	F7	52	16	[W]							
STAY, MASTER CYLINDER	F11	56	3	WASHER, 10MM	F9	54	15				
STAY, R. FR. REFLECTOR	E5	45	5	WASHER, 12X24X2.3	D9	33	4				
STAY, WIRE	F10	55	10	WASHER, 12.2X29X2.5	D14	38	16				
STEM SUB ASSY., STEERING	F15	60	2	WASHER, 15X29X7	D13	37	7				
STEP, L. FLOOR	F15	60	1	WASHER, 8MM	D2	26	12				
STEP, R. FLOOR	H1	78	8	WASHER, 9.5X18	F12	57	12				
SUB HARNESS, ENGINE	H2	79	22	WASHER, DRAIN PLUG, 12MM	E1	41	18				
SUSPENSION, LED CONTROL UNIT ..	G6	67	13	WASHER, NYLON, 8MM	F9	54	17				
SWINGARM ASSY., RR.	H1	78	12	WASHER, OIL BOLT	F6	51	17				
SWITCH ASSY., COMBINATION & LOCK	F6	51	1		F7	52	20				
SWITCH ASSY., FR. STOP	H1	78	16	WASHER, PLAIN, 10MM	G7	68	20				
SWITCH ASSY., FUEL LID & SEAT OPENER	F4	49	17		G12	73	10				
SWITCH ASSY., L. STARTER	F4	49	18		G13	74	4				
SWITCH ASSY., RR. STOP	G12	73	1	WASHER, PLAIN, 6MM	F7	52	23				
SWITCH ASSY., SIDE STAND	H1	78	13		F16	61	6				
SWITCH COMP., COMBINATION & LOCK	F4	49	11	WASHER, SEALING, 6.5MM	D7	31	4				
SWITCH UNIT, DIMMER	F4	49	7	WASHER, SEALING, 8MM	D16	40	9				
SWITCH UNIT, HAZARD	F4	49	12		E2	42	14				
SWITCH UNIT, HORN	F4	49	13	WASHER, SPECIAL, 8MM	G3	64	16				
SWITCH UNIT, IDLE	F4	49	8	WASHER, STEERING HEAD DUST SEAL	F10	55	9				
SWITCH UNIT, STARTER	F4	49	14	WASHER, WAVE	G4	65	17				
SWITCH UNIT, WINKER				WEIGHT A, HANDLE	F9	54	2				
[T]				WEIGHT SET, CLUTCH	D14	38	5				
TANK COMP., FUEL	G9	70	4	WHEEL SUB ASSY., FR.	G5	66	5				
TANK, RESERVE	H4	81	2	WHEEL SUB ASSY., RR.	G6	67	5				
TENSIONER ASSY., CAM CHAIN ...	D6	30	2	WIRE, HELMET SETTING	H5	82	1				
THERMOSTAT ASSY.	D8	32	4	WRENCH, SPARK PLUG	H5	82	5				
THREAD COMP., STEERING HEAD TOP	F10	55	11								
THROTTLE BODY ASSY.	E5	45	6								
TIRE, FR.	G5	66	6								
TIRE, RR.	G6	67	6								
TRANSMITTER ASSY., ALARM & ANSWER	F2	47	6								
TRAY, FUEL	G9	70	8								
TUBE, 5X130	H4	81	6								
TUBE, AIR BREATHER	D12	36	8								
TUBE, AIR CLEANER CONNECTING ..	G10	71	9								
TUBE, AIR CLEANER DRAIN	G10	71	7								
TUBE, BATTERY DRAIN	G16	77	5								
TUBE, BREATHER	G10	71	4								
TUBE, DRAIN	E2	42	5								
	G10	71	11								
TUBE, FUEL TRAY DRAIN	G9	70	9								

1

FOREWORD INDEX

2

ENGINE GROUP

3

FRAME GROUP

4

PART NUMBER INDEX

5

PART NAME INDEX

