



# ***NSS300 / A***

**NSS300<sub>D</sub>**  
**NSS300A<sub>D</sub>**

**PARTS CATALOGUE**

**1**

---

FOREWORD INDEX

**1**

---

ENGINE GROUP

**2**

---

FRAME GROUP

**3**

---

PART NUMBER INDEX

**4**

---

PART NAME INDEX

**5**

---



### Instruction for use of parts catalogue

- **This parts catalogue has been created as of April 10, 2013.**
  - Since this date, the sales practice for repair parts may have been changed or the parts may have been eliminated (listed for those not for sale).
  - The modified information is reflected on the latest Electronic Parts Catalogue (EPC).  
Also, refer to the parts catalogue news for any change.
  - See the parts catalogue news for any revision that is made after April 10, 2013.
- **Always specify the part number when ordering a part.**
  - Check the model, type, serial numbers, color, maker, and the size as needed before ordering a part.
  - Note that the illustrations (part drawings) can differ from the actual parts in shape.  
They are given just to help you to refer to the parts.
- **When modifications or additions to this parts catalogue are made, a revised edition will be issued at an appropriate time, with successively progressing revision numbers on the cover. We recommend obtaining such revisions in order to keep your parts catalogue up-to-date at all times. To check whether a parts catalogue revision has been issued, please contact your Honda distributor.**

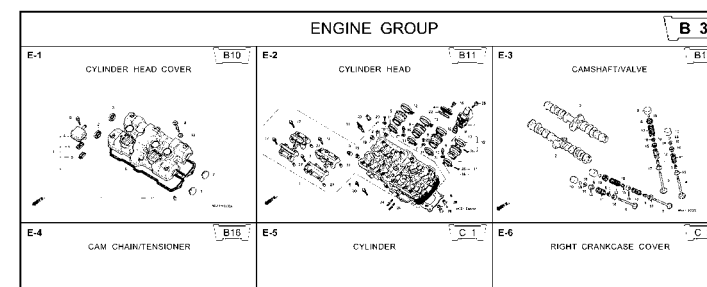
Initial version issue date  
April 10, 2013  
**Honda Motor Co., Ltd.**

### CONTENTS

	Page	Address No.
● Instruction for use of parts catalogue .....	1	B 1
● How to refer to the part information .....	2	B 2
● Part catalogue structure .....	3	B 3
● When the parts were revised .....	4	B 4
● Abbreviations used in the parts catalogue .....	4	B 4
● Part block and serial number check .....	5	B 5
● Color label attachment position check .....	5	B 5
● Models, parts catalogue codes and applicable serial numbers .....	6	B 6
● Color label .....	7	B 7
● Color chart .....	8	B 8
● Fuel hose, general purpose hoses and vinyl hose .....	12	B12
● FLAT RATE SERVICE TIME .....	16	B16
● Illustrated index .....	21	C 5
● ENGINE GROUP .....	28	D 1
● FRAME GROUP .....	50	F 1
● PART NO. INDEX .....	107	J 1
● PART NAME INDEX .....	112	K 1

## How to refer to the part information

## A Reference with "Illustrated index"



## B Reference with "Part number index"

PART NO. INDEX									
Part Number	Address	Page	Ref.		Part Number	Address	Page	Ref.	
04000					13323-MY9-751	C12	28	10	14921
04911-MCE-000	C10	26	1		13324-MY9-751	C12	28	10	14931
					13325-MY9-751	C12	28	10	14932
06000					13327-MY9-751	C12	28	10	14933
									14934
06405-MY9-P00	F13	67	3		14000				14935
06405-MY9-P10	F13	67	3		14100-MCE-000	B13	13	2	14936
06410-MY9-860	F2	56	1		14200-MCE-000	B13	13	3	14937
06435-MCE-006	F1	55	1		14321-MCE-000	B16	16	2	14938
06451-166-405	E13	51	2		14401-MCE-003	B16	16	3	14939
06451-443-405	F1	55	2		14510-MBE-000	B16	16	4	14940
06451-MA7-405	E13	51	1		14520-MY9-691	B16	16	5	14941
06455-MCE-006	E13	51	3		14524-MY9-690	B16	16	6	14942
					14546-MCE-000	B16	16	7	14943
11000					14620-MY9-691	B16	16	8	14944
11210-MCE-000	C9	25	1		14711-MCE-000	B13	13	4	14945
11330-MCE-305	C2	18	1		14712-MCE-000	B13	13	5	14946
11333-KT8-000	C6	22	1		14721-MCE-000	B13	13	6	14947
11335-MCE-000	C2	18	2		14722-MCE-000	B13	13	7	14948
11360-MCE-000	C7	23	1		14730-MCE-000	B13	13	8	14949
11365-MCE-000	C7	23	2		14731-MCE-000	B13	13	9	14950
11396-MY9-000	C2	18	3		14731-MY9-751	B13	13	10	14951
11631-MCE-000	C5	21	1		14751-KY2-000	B13	13	11	14952
11691-MY9-000	C5	21	2		14751-MCE-000	B13	13	12	14953
					14761-MCE-000	B13	13	13	14954

## C Reference with "Part name index"

PART NAME INDEX									
Part name	Address	Page	Ref.		Part name	Address	Page	Ref.	
[ A ]					BOLT, CHANG I				
ADJUSTER, CHAIN	F13	67	5		BOLT, CLUTCH				
ARM COMP., GEAR CHANGE	F10	64	1		BOLT, CONNECT				
ARM, L. MAIN STEP	F11	65	8		BOLT, DISK, A				
ARM, L. PILLION STEP	F11	65	12		BOLT, DISK, B				
ARM, R. MAIN STEP	F11	65	5		BOLT, DRAIN I				
ARM, R. PILLION STEP	F11	65	11		BOLT, FLANGE E				
AUTO ODC K ASSY., FUEL	F14	58	2		BOLT, FLANGE				
AXLE, FR. WHEEL	F2	56	3		BOLT, FLANGE				
AXLE, RR. WHEEL	F2	56	3		BOLT, FLANGE				
[ B ]					BOLT, FLANGE				
BAG, AIR PRESSURE GAUGE	F7	77	4		BOLT, FLANGE				
BAG, SERVICE BOOK	F7	77	1		BOLT, FLANGE				
BAG, TOOL	F7	77	3		BOLT, FLANGE				
BALL, STEEL	F11	65	20		BOLT, FLANGE				
BAND A, INSULATOR	B11	11	11		BOLT, FLANGE				
BAND B, INSULATOR	B11	11	12		BOLT, FLANGE				
BAND, AIR CLEANER CONNECTING	F8	62	22		BOLT, FLANGE				
BAND, U-LOCK	F16	70	3		BOLT, FLANGE				
BAND, WIRE	C10	26	14		BOLT, FLANGE				
	E5	43	21		BOLT, FLANGE				
	G4	74	18		BOLT, FLANGE				

**Address No.** E11

**Block No.**

**Ref No.**

**FRONT FENDER**

**Service item** F R T

**FENDER COMP., FR.** 0.3

**Rel No.**

**Part No.**

**Description**

**Reqd QTY**

**Serial No.**

**Parts catalogue code**

1 45156-MCE-000 CLAMPER, R. FR. BRAKE HOSE -- 1 1

2 45157-MCE-000 CLAMPER, L. FR. BRAKE HOSE -- 1 1

3 61100-MCE-000A FENDER COMP., FR. \*NH411M\*FORCE SILVER METALLIC 1 - 3J,4J

4 61101-MCE-000 PLATE, FR. FENDER 1 - J,2J

5 61102-MCE-000 CUSHION, FR. FENDER (BLACK) 2 2 1008001

6 61105-MCE-000 STAY, FR. FENDER MOUNTING -- 2 2

7 61107-MR7-000 COLLAR (6.5) 4 4

8 96001-06020-00 BOLT, FLANGE, 6X20 4 4

**Page No.**

2000.09.01 E

## Part catalogue structure

2

4

1

FRONT FENDER

E11

3

Service item

F.R.T.

FENDER COMP., FR. ....

0.

5

6

7

8

9

10

11

12

13

14

Ref. No.	Part No.	Description	Reqd. QTY	Serial No.	Parts catalogue code
			CB400 SFX SFY		
1	45156-MCE-000	CLAMPER, R. FR. BRAKE HOSE ..	1 1		
2	45157-MCE-000	CLAMPER, L. FR. BRAKE HOSE ..	1 1		
3	61100-MCE-000ZA	FENDER COMP., FR.	1 1		
		*NH411M*FORCE SILVER METALLIC	1 -	3J,4J	
	61100-MCE-000ZB	*PB284C*...CANDY PHOENIX BLUE	1 -	J,2J	
4	61101-MCE-000	PLATE, FR. FENDER .....	2 2	1008000	
	61101-MCE-010	.....	2 2	1008001	
5	61102-MCE-300	CUSHION, FR. FENDER .....	2 2		
		(BLACK)			

<div><div>16</div><div>17</div><div>15</div></div>		E-18		WATER PIPE		E11	
				Service item		F.R.T.	
				HOSE B, OUTLET WATER .....		0.	

## ① Address number

- Address No. is provided (in place of the page No.) to help you refer to the part with the part No. or part name.

## ② Block title ③ Block number

## ④ Service item/Flat rate time

## ⑤ Reference number

- Title number marked with the parenthesis or parentheses indicates that it continues from the previous page.

## ⑥ Part number ⑦ Honda color code

## ⑧ Description

## ⑨ Assemblies

- Sections framed with broken lines in the exploded view drawings are available as complete assemblies. (Their individual parts can also be obtained.)

## ⑩ Color description

## ⑪ Note

- Notes are shown with the parentheses in the part name column.

## ⑫ Required quantity


- Reqd. QTY shown in the parenthesis or parentheses indicates the optional part.
- Reqd. QTY marked with "N" indicates the optional part that should be selected as needed.
- Reqd. QTY indicates the number of the part used in the block.

## ⑬ Serial number



## ⑭ Parts catalogue code

- When the parts catalogue code column is blank, it indicates that the part is applicable to all codes.


## ⑮

- Parts enclosed within a dotted line  are covered in a different block.


## ⑯

- A hollow arrow  indicates the block No. for the parts enclosed within a dotted line .

## ⑰

- A solid arrow  indicates the block No. the part in question is connected to.

## When the parts were revised



Ref. No.	Part No.	Description	Reqd. QTY		Serial No.
			CB400 SFX	SFY	
1	45156-MCE-000	CLAMPER, R. FR. BRAKE HOSE ..	1	1	
2	45157-MCE-000	CLAMPER, L. FR. BRAKE HOSE ..	1	1	
3	61100-MCE-000ZA	FENDER COMP., FR. *NH411M*FORCE SILVER METALLIC	1	-	-----3J,4J
	61100-MCE-000ZB	*PB284C*...CANDY PHOENIX BLUE	1	-	-----J,2J
4	61101-MCE-000	PLATE, FR. FENDER (###).....	2	2	-----1008000
	61101-MCE-010	.....	2	2	-----1008001
5	61102-MCE-300	CUSHION, FR. FENDER ..... (BLACK)	2	2	
6	61105-MCE-000	STAY, FR. FENDER MOUNTING ...	2	2	
7	61107-MR7-000	COLLAR (6.5) .....	4	4	
8	96001-06020-00	BOLT, FLANGE, 6X20 .....	4	4	

The number has been used from the initial model without revision.

When shown at the left side, it is applicable to the models of No.1008001 and the subsequent numbers.

When shown at the right side, it is applicable to the models up to No.1008000.

The parts listed with "###" at the end of the parts name have limited supply period (parts not for sale).

## Abbreviations used in the parts catalogue

RIGHT is abbreviated as "R."



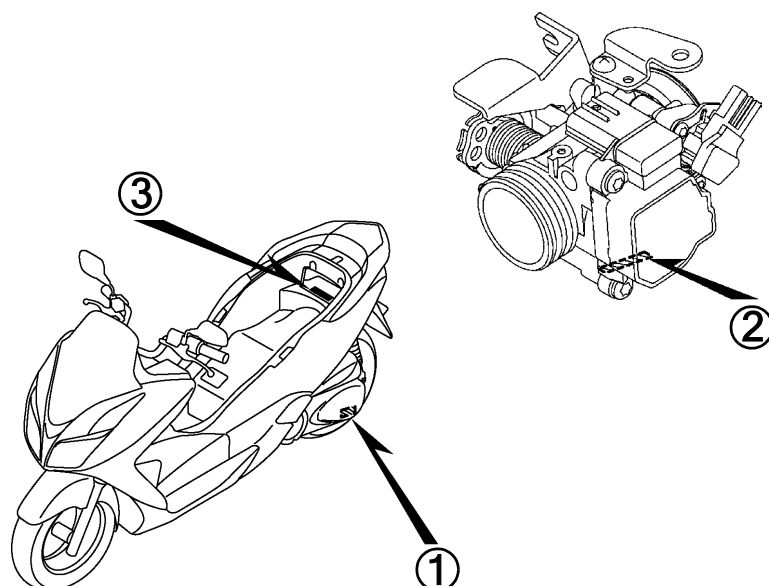
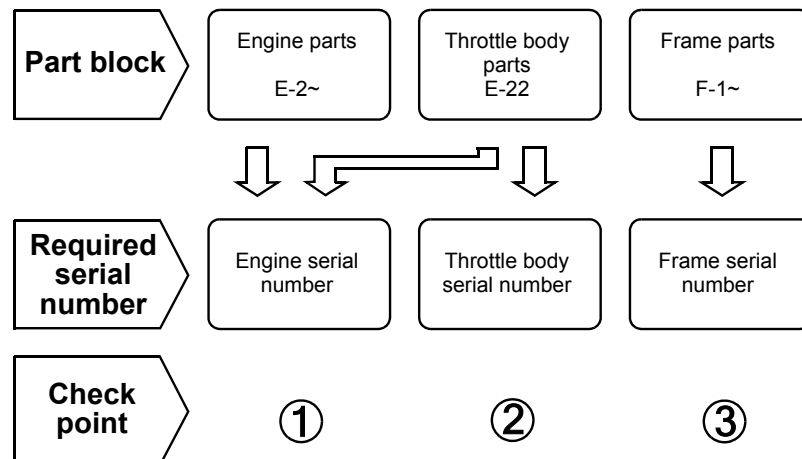
"L." stands for LEFT

\* "L." or "R." in the description of a part stands for the LEFT hand side or the RIGHT hand side. Determine the left or right as if you were in the motorcycle seat.

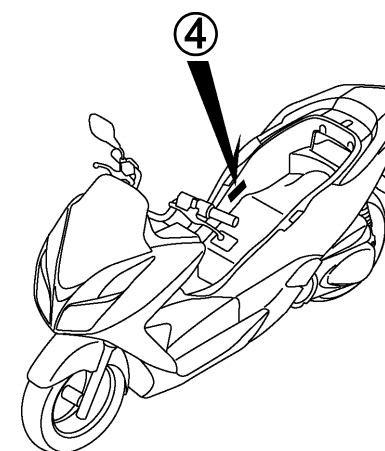
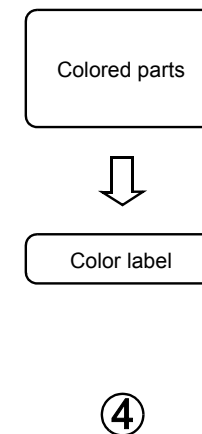
### The following abbreviations are used in this parts catalogue.

A ..... Ampere	L. ....Left
ABS ..... Anti-lock brake system	L (100L) .Link (100 Links)
A.C. .... Alternating current	L.E.D. ....Light emitted diode
A.M. .... Attaching mark	MM .....Millimeter
ASSY. .... Assembly	MPH .....Miles per hour
C.D.I. .... Capacitive discharge ignition	R. ....Right
COMP. ... Complete	RR. ....Rear
D.C. .... Direct current	STD. ....Standard
EX. .... Exhaust	T (22T) ...Tooth (22 Teeth)
FR. .... Front	TCS .....Traction control system
G ..... Gram	T.M. ....Transcript mark
HEX. .... Hexagonal	V .....Volt
IN. .... Inlet	W .....Watt
KPH ..... Kilometers per hour	WL .....With labelling
	WOL .....Without labelling

### Part block and serial number check



### Color label attachment position check





### Models, parts catalogue codes and applicable serial numbers

Models, parts catalogue codes and applicable serial Nos. given in this parts catalogue can be identified as follows.

Parts with parts catalogue codes are exclusive for models destined for countries designated.

If no area codes are listed, parts are for common use.

Model	Area code	Type	Applicable engine serial No.	Applicable frame serial No.	Applicable throttle body identification No.
NSS300D	E	England	NF04E2000001~	MLHNF04A*D5000001~	GQBHA A
	ED	European direct sales			
	F	France			
	KO	Korea		MLHNF04K*D5000001~	
	U	Australia		MLHNF04U*D5000001~	
NSS300AD	E	England	NF04E2000001~	MLHNF04B*D5000001~	GQBHA A
	ED	European direct sales			
	F	France			
	KO	Korea		MLHNF04K*D5000001~	
	U	Australia		MLHNF04U*D5000001~	

\* Of carburetor/throttle body identification numbers, only the portions underlined in the example below are used for registration.

GQBHA A KC ア

### Color label

- When ordering parts, check the model name, main color, and code by observing the “COLOR LABEL” on the vehicle.
- When ordering a colored part, use the color chart in the instruction for use of parts catalogue.

<b>VFR800FIW</b>		MODEL		VFR800FIW				
COLOR <b>R-157</b>		COLOR		Sparkling silver metallic	Mute black metallic	Applicable model		
CODE <b>R157</b>		CODE		NH-295M	NH-359M	Initial applicable model	Final applicable model	Applicable Re
		Name of colored parts	Basic part No.	NH295	NH359			block No.
1								
2								
3								
4								
5								
6								
7								
8								
9								
10								

## Color chart

- When ordering a colored part, refer to the chart below and use a part number consisting of the relevant basic part number to which has been added a part color code.

## NSS300 (NSS300D)

No.	MODEL		NSS300D						
	COLOR		Asteroid black metallic NH-A35M	Pearl himalayas white NH-A87P	Seal silver metallic NH-A14M	Applicable model		Applicable block No.	Ref No.
	CODE								
	Name of colored parts	Basic part No.				NHA35	NHA87		
1	BACKREST ASSY.	77210-K04-930	ZA	ZA	ZA			F-24	12
2	COVER SET, L. BODY	83650-K04-930	ZD	ZC	ZA			F-15	3
3	COVER SET, R. BODY	83550-K04-930	ZD	ZC	ZA			F-15	1
4	COVER SET, RR. BODY LOWER	83660-K04-930	ZD	ZC	ZA			F-15	4
5	COVER, GRAB RAIL CENTER	84160-K04-930	ZC	ZB	ZD			F-15	10
6	COVER, L. FR. SIDE	64502-K04-930	ZC	ZB	ZD			F-12	5
7	COVER, L. SIDE	64432-K04-930	ZC	ZB	ZD			F-14	10
8	COVER, R. FR. SIDE	64501-K04-930	ZC	ZB	ZD			F-12	4
9	COVER, R. SIDE	64431-K04-930	ZC	ZB	ZD			F-14	9
10	COVER, RR. BODY UPPER	83751-K04-930	ZC	ZB	ZD			F-15	6
11	COVER, RR. GARB RAIL	84150-K04-930	ZC	ZB	ZD			F-15	9
12	EMBLEM	86831-K04-930	ZA	ZA	ZA			F-48	3
13	EMBLEM, HONDA	86101-K04-930	ZA	ZA	ZA			F-48	2
14	FENDER, FR.	61100-K04-930	ZC	ZB	ZD			F-11	2
15	GARNISH SET, SCREEN	64300-K04-930	ZD	ZB	ZF			F-12	1

## NSS300 (NSS300D)

No.	MODEL		NSS300D						
	COLOR		Asteroid black metallic NH-A35M	Pearl himalayas white NH-A87P	Seal silver metallic NH-A14M	Applicable model		Applicable block No.	Ref No.
	Name of colored parts	Basic part No.	NHA35	NHA87	NHA14	Initial applicable model	Final applicable model		
16	HOLDER, HANDLE PIPE UPPER	53131-K20-900	ZB	ZB	ZB			F-9	5
17	MARK, HONDA	87125-MCN-850	ZA	ZA	ZA			F-48	4
18	PANEL, L. FLOOR SIDE	83801-K04-930	ZC	ZB	ZD			F-15	7
19	PANEL, R. FLOOR SIDE	83701-K04-930	ZC	ZB	ZD			F-15	5
20	SEAT COMP., DOUBLE	77200-K04-930	ZA	ZA	ZA			F-24	8
21	VISOR SET, METER	67100-K04-700	ZA	ZA	ZA			F-12	8
22	WHEEL SUB ASSY., FR.	44650-K04-930	ZA	ZA	ZA			F-20	9
23	WHEEL SUB ASSY., RR.	42650-K04-930	ZA	ZA	ZA			F-22	5

## NSS300A (NSS300AD)

No.	MODEL		NSS300AD						
	COLOR		Asteroid black metallic NH-A35M	Pearl himalayas white NH-A87P	Seal silver metallic NH-A14M	Applicable model		Applicable block No.	Ref No.
	Name of colored parts	Basic part No.	NHA35	NHA87	NHA14	Initial applicable model	Final applicable model		
1	BACKREST ASSY.	77210-K04-930	ZA	ZA	ZA			F-24	12
2	COVER SET, L. BODY	83650-K04-930	ZD	ZC	ZA			F-15	3
3	COVER SET, R. BODY	83550-K04-930	ZD	ZC	ZA			F-15	1
4	COVER SET, RR. BODY LOWER	83660-K04-930	ZD	ZC	ZA			F-15	4
5	COVER, GRAB RAIL CENTER	84160-K04-930	ZC	ZB	ZD			F-15	10
6	COVER, L. FR. SIDE	64502-K04-930	ZC	ZB	ZD			F-12	5
7	COVER, L. SIDE	64432-K04-930	ZC	ZB	ZD			F-14	10
8	COVER, R. FR. SIDE	64501-K04-930	ZC	ZB	ZD			F-12	4
9	COVER, R. SIDE	64431-K04-930	ZC	ZB	ZD			F-14	9
10	COVER, RR. BODY UPPER	83751-K04-930	ZC	ZB	ZD			F-15	6
11	COVER, RR. GARB RAIL	84150-K04-930	ZC	ZB	ZD			F-15	9
12	EMBLEM	86831-K04-930	ZA	ZA	ZA			F-48	3
13	EMBLEM, HONDA	86101-K04-930	ZA	ZA	ZA			F-48	2
14	FENDER SET, FR.	61000-K04-970	ZL	ZK	ZH			F-11	1
15	GARNISH SET, SCREEN	64300-K04-930	ZD	ZB	ZF			F-12	1
16	HOLDER, HANDLE PIPE UPPER	53131-K20-900	ZB	ZB	ZB			F-9	5

## NSS300A (NSS300AD)

No.	MODEL		NSS300AD						
	COLOR		Asteroid black metallic NH-A35M	Pearl himalayas white NH-A87P	Seal silver metallic NH-A14M	Applicable model		Applicable block No.	Ref No.
	CODE		NHA35	NHA87	NHA14	Initial applicable model	Final applicable model		
	Name of colored parts	Basic part No.							
17	MARK, COMBINED ABS	61105-KVZ-660	ZA	ZB	ZA			F-48	1
18	MARK, HONDA	87125-MCN-850	ZA	ZA	ZA			F-48	4
19	PANEL, L. FLOOR SIDE	83801-K04-930	ZC	ZB	ZD			F-15	7
20	PANEL, R. FLOOR SIDE	83701-K04-930	ZC	ZB	ZD			F-15	5
21	SEAT COMP., DOUBLE	77200-K04-930	ZA	ZA	ZA			F-24	8
22	VISOR SET, METER	67100-K04-700	ZA	ZA	ZA			F-12	8
23	WHEEL SUB ASSY., FR.	44650-K04-970	ZA	ZA	ZA			F-20	9
24	WHEEL SUB ASSY., RR.	42650-K04-970	ZA	ZA	ZA			F-22	5

## Fuel hose, general purpose hoses and vinyl hose

- The standard part fuel hose, general purpose hose and vinyl hose may be substituted by the coiled bulk part.
- When ordering the standard part fuel hose, general purpose hose and vinyl hose use the bulk part number written in the parts catalogue in brackets ( ) underneath the part name, or use the catalogue below.  
(The bulk part standard length is 1 m, however, those displayed in the catalogue < > are available in 3 m and 8 m lengths.)
- When exchanging the hose, cut and use at the specified length as mentioned in the part name.  
(For the method of cutting the bulk part, and method of filling out orders etc., please refer to the service manual and the instructions issued with the bulk part.)
- The list below is a catalogue of the standard part numbers and bulk part numbers. Note that those numbers are applicable to the listed replacement parts only.

Fuel hoses/Tubes			
Standard part No.	Bulk part No.	Bulk part	
		Inner diameter (mm)	Length (m)
95001-30xxx-2x	95001-30001-20M	3.0	1
95001-30xxx-3x	95001-30001-30M	3.0	1
95001-30xxx-4x	95001-30001-40M	3.0	1
95001-35xxx-2x	95001-35001-50M	3.5	1
	<95001-35003-50M>		3
95001-35xxx-3x	95001-35001-60M	3.5	1
	<95001-35003-60M>		3
95001-35xxx-4x	95001-35001-60M	3.5	1
	<95001-35003-60M>		3
95001-35xxx-5x	95001-35001-50M	3.5	1
	<95001-35003-50M>		3
95001-35xxx-6x	95001-35001-60M	3.5	1
	<95001-35003-60M>		3
95001-45xxx-2x	95001-45001-50M	4.5	1
	<95001-45003-50M>		3
95001-45xxx-3x	95001-45001-60M	4.5	1
	<95001-45003-60M>		3
	<95001-45008-60M>		8
95001-45xxx-4x	95001-45001-60M	4.5	1
	<95001-45003-60M>		3
	<95001-45008-60M>		8
95001-45xxx-5x	95001-45001-50M	4.5	1
	<95001-45003-50M>		3
95001-45xxx-6x	95001-45001-60M	4.5	1
	<95001-45003-60M>		3
	<95001-45008-60M>		8
95001-55xxx-2x	95001-55001-50M	5.5	1
	<95001-55003-50M>		3
	<95001-55008-50M>		8

Fuel hoses/Tubes			
Standard part No.	Bulk part No.	Bulk part	
		Inner diameter (mm)	Length (m)
95001-55xxx-3x	95001-55001-60M	5.5	1
	<95001-55003-60M>		3
	<95001-55008-60M>		8
95001-55xxx-4x	95001-55001-60M	5.5	1
	<95001-55003-60M>		3
	<95001-55008-60M>		8
95001-55xxx-5x	95001-55001-50M	5.5	1
	<95001-55003-50M>		3
	<95001-55008-50M>		8
95001-55xxx-6x	95001-55001-60M	5.5	1
	<95001-55003-60M>		3
	<95001-55008-60M>		8
95001-75xxx-2x	95001-75001-50M	7.5	1
	<95001-75003-50M>		3
95001-75xxx-3x	95001-75001-60M	7.5	1
	<95001-75003-60M>		3
	<95001-75008-60M>		8
95001-75xxx-4x	95001-75001-60M	7.5	1
	<95001-75003-60M>		3
	<95001-75008-60M>		8
95001-75xxx-5x	95001-75001-50M	7.5	1
	<95001-75003-50M>		3
95001-75xxx-6x	95001-75001-60M	7.5	1
	<95001-75003-60M>		3
	<95001-75008-60M>		8
95001-80xxx-2x	95001-80001-50M	8.0	1
95001-80xxx-3x	95001-80001-60M	8.0	1
95001-80xxx-4x	95001-80001-60M	8.0	1
95001-80xxx-5x	95001-80001-50M	8.0	1
95001-80xxx-6x	95001-80001-60M	8.0	1

Vinyl tube				
Standard part No.	Bulk part No.	Bulk part		
		Inner dia- meter (mm)	Outer dia-meter (mm)	Length (m)
95003-01xxx-3x	95003-01001-60M <95003-01003-60M>	2.9	6.8	1 3
95003-01xxx-60	95003-01001-60M <95003-01003-60M>	2.9	6.8	1 3
95003-03xxx-3x	95003-03001-60M <95003-03003-60M>	3.0	6.0	1 3
95003-03xxx-60	95003-03001-60M <95003-03003-60M>	3.0	6.0	1 3
95003-05xxx-3x	95003-05001-60M <95003-05003-60M> <95003-05008-60M>	3.5	6.5	1 3 8
95003-05xxx-60	95003-05001-60M <95003-05003-60M> <95003-05008-60M>	3.5	6.5	1 3 8
95003-07xxx-1x	95003-07001-10M <95003-07003-10M> <95003-07008-10M>	4.0	7.0	1 3 8
95003-07xxx-20	95003-07001-10M <95003-07003-10M> <95003-07008-10M>	4.0	7.0	1 3 8
95003-07xxx-3x	95003-07001-60M <95003-07003-60M> <95003-07008-60M>	4.0	7.0	1 3 8
95003-07xxx-60	95003-07001-60M <95003-07003-60M> <95003-07008-60M>	4.0	7.0	1 3 8
95003-07xxx-7x	95003-07001-70M <95003-07003-70M> <95003-07008-70M>	4.0	7.0	1 3 8
95003-08xxx-1x	95003-08001-10M <95003-08003-10M> <95003-08008-10M>	4.5	6.5	1 3 8
95003-09xxx-3x	95003-09001-60M <95003-09003-60M>	4.5	8.0	1 3
95003-09xxx-60	95003-09001-60M <95003-09003-60M>	4.5	8.0	1 3
95003-10xxx-1x	95003-10001-10M <95003-10003-10M>	5.0	8.0	1 3
95003-10xxx-20	95003-10001-10M <95003-10003-10M>	5.0	8.0	1 3
95003-10xxx-3x	95003-10001-60M <95003-10003-60M>	5.0	8.0	1 3
95003-10xxx-60	95003-10001-60M <95003-10003-60M>	5.0	8.0	1 3
95003-11xxx-3x	95003-11001-60M <95003-11003-60M> <95003-11008-60M>	5.0	9.0	1 3 8
95003-11xxx-60	95003-11001-60M <95003-11003-60M> <95003-11008-60M>	5.0	9.0	1 3 8
95003-12xxx-1x	95003-12001-10M <95003-12003-10M> <95003-12008-10M>	5.0	7.0	1 3 8
95003-12xxx-20	95003-12001-10M <95003-12003-10M> <95003-12008-10M>	5.0	7.0	1 3 8

Vinyl tube				
Standard part No.	Bulk part No.	Bulk part		
		Inner dia- meter (mm)	Outer dia-meter (mm)	Length (m)
95003-14xxx-1x	95003-14001-10M <95003-14003-10M>	6.0	9.0	1 3
95003-14xxx-20	95003-14001-10M <95003-14003-10M>	6.0	9.0	1 3
95003-14xxx-3x	95003-14001-60M <95003-14003-60M>	6.0	9.0	1 3
95003-17xxx-1x	95003-17001-10M <95003-17003-10M>	7.0	9.0	1 3
95003-19xxx-1x	95003-19001-10M <95003-19003-10M> <95003-19008-10M>	7.0	11.0	1 3 8
95003-19xxx-20	95003-19001-10M <95003-19003-10M> <95003-19008-10M>	7.0	11.0	1 3 8
95003-19xxx-3x	95003-19001-60M <95003-19003-60M> <95003-19008-60M>	7.0	11.0	1 3 8
95003-19xxx-60	95003-19001-60M <95003-19003-60M> <95003-19008-60M>	7.0	11.0	1 3 8
95003-21xxx-1x	95003-21001-10M <95003-21003-10M>	8.0	9.0	1 3
95003-21xxx-20	95003-21001-10M <95003-21003-10M>	8.0	9.0	1 3
95003-23xxx-1x	95003-23001-10M <95003-23003-10M>	8.0	12.0	1 3
95003-23xxx-20	95003-23001-10M <95003-23003-10M>	8.0	12.0	1 3
95003-23xxx-3x	95003-23001-60M <95003-23003-60M> <95003-23008-60M>	8.0	12.0	1 3 8
95003-23xxx-60	95003-23001-60M <95003-23003-60M> <95003-23008-60M>	8.0	12.0	1 3 8
95003-25xxx-1x	95003-25001-10M <95003-25003-10M>	9.0	11.0	1 3
95003-25xxx-20	95003-25001-10M <95003-25003-10M>	9.0	11.0	1 3
95003-25xxx-3x	95003-25001-60M <95003-25003-60M>	9.0	11.0	1 3
95003-25xxx-7x	95003-25001-70M <95003-25003-70M>	9.0	11.0	1 3
95003-27xxx-1x	95003-27001-10M <95003-27003-10M>	9.0	13.0	1 3
95003-27xxx-20	95003-27001-10M <95003-27003-10M>	9.0	13.0	1 3
95003-27xxx-3x	95003-27001-60M <95003-27003-60M>	9.0	13.0	1 3
95003-27xxx-60	95003-27001-60M <95003-27003-60M>	9.0	13.0	1 3
95003-33xxx-1x	95003-33001-10M <95003-33003-10M>	10.0	14.0	1 3
95003-33xxx-20	95003-33001-10M <95003-33003-10M>	10.0	14.0	1 3

Vinyl tube				
Standard part No.	Bulk part No.	Bulk part		
		Inner dia- meter (mm)	Outer dia-meter (mm)	Length (m)
95003-36xxx-1x	95003-36001-10M <95003-36003-10M> <95003-36008-10M>	11.0	13.0	1 3 8
95003-36xxx-20	95003-36001-10M <95003-36003-10M> <95003-36008-10M>	11.0	13.0	1 3 8
95003-37xxx-3x	95003-37001-60M <95003-37003-60M>	11.0	15.0	1 3
95003-37xxx-60	95003-37001-60M <95003-37003-60M>	11.0	15.0	1 3
95003-38xxx-1x	95003-38001-10M <95003-38003-10M>	12.0	13.0	1 3
95003-38xxx-20	95003-38001-10M <95003-38003-10M>	12.0	13.0	1 3
95003-39xxx-1x	95003-39001-10M <95003-39003-10M>	12.0	14.0	1 3
95003-39xxx-20	95003-39001-10M <95003-39003-10M>	12.0	14.0	1 3
95003-40xxx-20	95003-40001-10M <95003-40003-10M>	12.0	16.0	1 3
95003-40xxx-3x	95003-40001-60M <95003-40003-60M>	12.0	16.0	1 3
95003-40xxx-60	95003-40001-60M <95003-40003-60M>	12.0	16.0	1 3
95003-43xxx-1x	95003-43001-10M <95003-43003-10M> <95003-43008-10M>	13.0	15.0	1 3 8
95003-43xxx-20	95003-43001-10M <95003-43003-10M> <95003-43008-10M>	13.0	15.0	1 3 8
95003-45xxx-1x	95003-45001-10M <95003-45003-10M> <95003-45008-10M>	14.0	18.0	1 3 8
95003-45xxx-20	95003-45001-10M <95003-45003-10M> <95003-45008-10M>	14.0	18.0	1 3 8
95003-50xxx-1x	95003-50001-10M <95003-50003-10M>	16.0	19.0	1 3
95003-50xxx-20	95003-50001-10M <95003-50003-10M>	16.0	19.0	1 3
95003-50xxx-3x	95003-50001-60M <95003-50003-60M>	16.0	19.0	1 3
95003-55xxx-1x	95003-55001-10M <95003-55003-10M>	17.5	20.5	1 3
95003-55xxx-20	95003-55001-10M <95003-55003-10M>	17.5	20.5	1 3
95003-60xxx-1x	95003-60001-10M <95003-60003-10M>	22.0	27.0	1 3
95003-60xxx-20	95003-60001-10M <95003-60003-10M>	22.0	27.0	1 3
95003-60xxx-3x	95003-60001-60M <95003-60003-60M>	22.0	27.0	1 3
95003-60xxx-60	95003-60001-60M <95003-60003-60M>	22.0	27.0	1 3



General purpose hoses			
Standard part No.	Bulk part No.	Bulk part	
		Inner diameter (mm)	Length (m)
95005-11xxx-3x	95005-11001-30M	11.0	1
95005-11xxx-5x	95005-11001-50M	11.0	1
95005-12xxx-1x	95005-12001-10M <95005-12003-10M>	12.0	1 3
95005-12xxx-2x	95005-12001-20M	12.0	1
95005-12xxx-3x	95005-12001-30M	12.0	1
95005-12xxx-5x	95005-12001-50M	12.0	1
95005-14xxx-1x	95005-14001-10M	14.0	1
95005-14xxx-2x	95005-14001-20M <95005-14003-20M>	14.0	1 3
95005-14xxx-3x	95005-14001-30M	14.0	1
95005-14xxx-5x	95005-14001-50M	14.0	1
95005-17xxx-1x	95005-17001-10M	17.0	1
95005-17xxx-2x	95005-17001-20M	17.0	1
95005-17xxx-3x	95005-17001-30M	17.0	1
95005-17xxx-5x	95005-17001-50M	17.0	1
95005-30xxx-3x	95005-30001-30M	3.0	1
95005-30xxx-5x	95005-30001-50M	3.0	1
95005-35xxx-1x	95005-35001-10M <95005-35003-10M> <95005-35008-10M>	3.5	1 3 8
95005-35xxx-2x	95005-35001-20M	3.5	1
95005-35xxx-3x	95005-35001-30M	3.5	1
95005-35xxx-4x	95005-35001-10M <95005-35003-10M> <95005-35008-10M>	3.5	1 3 8
95005-35xxx-5x	95005-35001-50M	3.5	1
95005-45xxx-1x	95005-45001-10M <95005-45003-10M> <95005-45008-10M>	4.5	1 3 8
95005-45xxx-2x	95005-45001-20M	4.5	1
95005-45xxx-3x	95005-45001-30M	4.5	1

General purpose hoses			
Standard part No.	Bulk part No.	Bulk part	
		Inner diameter (mm)	Length (m)
95005-45xxx-4x	95005-45001-10M <95005-45003-10M> <95005-45008-10M>	4.5	1 3 8
95005-45xxx-5x	95005-45001-50M	4.5	1
95005-50xxx-3x	95005-50001-30M <95005-50003-30M>	5.0	1 3
95005-50xxx-5x	95005-50001-50M	5.0	1
95005-55xxx-1x	95005-55001-10M <95005-55003-10M> <95005-55008-10M>	5.3	1 3 8
95005-55xxx-2x	95005-55001-20M <95005-55003-20M>	5.3	1 3
95005-55xxx-4x	95005-55001-10M <95005-55003-10M> <95005-55008-10M>	5.3	1 3 8
95005-65xxx-1x	95005-65001-10M <95005-65003-10M>	6.5	1 3
95005-65xxx-2x	95005-65001-20M	6.5	1
95005-70xxx-3x	95005-70001-30M <95005-70003-30M>	7.0	1 3
95005-70xxx-5x	95005-70001-50M	7.0	1
95005-75xxx-1x	95005-75001-10M <95005-75003-10M>	7.3	1 3
95005-75xxx-2x	95005-75001-20M	7.3	1
95005-80xxx-1x	95005-80001-10M <95005-80003-10M>	8.0	1 3
95005-80xxx-2x	95005-80001-20M	8.0	1
95005-80xxx-3x	95005-80001-30M	8.0	1
95005-80xxx-5x	95005-80001-50M	8.0	1
95005-91xxx-3x	95005-91001-30M	12.0	1
95005-91xxx-5x	95005-91001-50M	12.0	1
95005-92xxx-3x	95005-92001-30M	12.0	1
95005-92xxx-5x	95005-92001-50M	12.0	1

NOTE: X is displayed to represent the omitted numerals and letters of the roman alphabet.

ⓘ **CAUTION: It is DANGEROUS to confuse the fuel hose with the general purpose hose or vinyl hose.**

Never use a general purpose hose or vinyl hose in place of a fuel hose or vice versa. Always use the correct bulk part in the parts catalogue, according to the service manual or the instructions issued with the bulk part.

• Bulk part number of fuel hose, general purpose hose and vinyl hose.

(Example)

9 5 0 0 1 - 7 5 0 0 1 - 5 0 M

Bulk part number: Refers to the bulk part.

Marking code (hose type): (fuel hose and general purpose hose)

Change code (for added hose): (Vinyl hose)

- Indicates number mark or change sequence, however, the code for the bulk part must be strictly 0 (zero).

Types of code:

- Fuel hose
  - 2: Red outside braid (3 mm inside dia. only)
  - 5: Black inside braid
  - 3: Red (3 mm inside dia. only)
  - 4: Ash gray with red stripe (3 mm inside dia. only)
  - 6: Black

- Vinyl hose
  - 1: Clear
  - 2: Black
  - 3: Light red
  - 6: Light red
  - 7: Pale black

- General hose
  - 1: Ash gray
  - 2: Ash gray
  - 3: Black
  - 5: Black

Lengths: 001: 1 m (standard)  
003: 3 m  
008: 8 m

I.D code: (fuel hose and general purpose hose)

30: 3.0 mm	11: 11 mm
35: 3.5 mm	91: 12 mm (outside dia. 15) mm
45: 4.5 mm	92: 12 mm (outside dia. 16) mm
50: 5.0 mm	12: 12 mm (outside dia. 17) mm
55: 5.3 mm, 5.5 mm	14: 14 mm
65: 6.5 mm	17: 17 mm
70: 7.0 mm	
75: 7.3 mm, 7.5 mm	
80: 8.0 mm	

ID./OD. code: (vinyl hose)

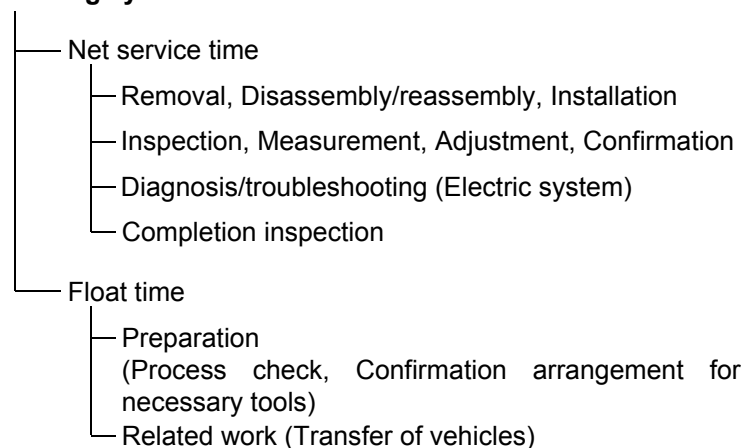
01: ID. 2.9, OD. 6.8 mm	14: ID. 6.0, OD. 9.0 mm	37: ID. 11.0, OD. 15.0 mm
03: ID. 3.0, OD. 6.0 mm	17: ID. 7.0, OD. 9.0 mm	38: ID. 12.0, OD. 13.0 mm
05: ID. 3.5, OD. 6.5 mm	19: ID. 7.0, OD. 11.0 mm	39: ID. 12.0, OD. 14.0 mm
07: ID. 4.0, OD. 7.0 mm	21: ID. 8.0, OD. 9.0 mm	40: ID. 12.0, OD. 16.0 mm
08: ID. 4.5, OD. 6.5 mm	23: ID. 8.0, OD. 12.0 mm	43: ID. 13.0, OD. 15.0 mm
09: ID. 4.5, OD. 8.0 mm	25: ID. 9.0, OD. 11.0 mm	45: ID. 14.0, OD. 18.0 mm
12: ID. 5.0, OD. 7.0 mm	27: ID. 9.0, OD. 13.0 mm	50: ID. 16.0, OD. 19.0 mm
10: ID. 5.0, OD. 8.0 mm	33: ID. 10.0, OD. 14.0 mm	55: ID. 17.5, OD. 20.5 mm
11: ID. 5.0, OD. 9.0 mm	36: ID. 11.0, OD. 13.0 mm	60: ID. 22.0, OD. 27.0 mm

Hose type: 1: Fuel hose  
3: Vinyl hose  
5: General hose

## FLAT RATE SERVICE TIME

Flat rate service time (FRT) means the standard time required to service a MC, which is listed in this manual to help the dealers control the actual working process and calculate the service charge by using it as a guide.

### FRT setting system



\* Float time is set by multiplying the net service time by a given coefficient.

### Editorial style

The service items shown in the text are listed with the exchange work time for the repair sales parts as the subject. Other representative service items not using repair parts (removal/installation, adjustment, inspection/measuring, and other work) are listed collectively in the list in the preface, classified according to the work.

### FRT setting standard

- Decimal system (in unit of 0.1) is adopted to set FRT as it is convenient to calculate the wage.  
Example: (0.1) → 6 minutes, (0.2) → 12 minutes  
[Labor cost per hour] x [FRT] = [Wage]
- FRT is set with a hand tool.
- Service items and FRT can be subject to change depending on development of tools and service equipment and improvement in service procedure.

**Work procedure**

- As the work procedure is set with the work time according to the method in the separate Service Manual, refer to this Manual as required.
- Work methods permitting servicing in the shortest time still permitting assurance of safe work and product warranty are used for the setting of service items not listed in the Service Manual.
- Work basically is to be performed by one person, and when two or more people are required, setting is done as the total time for the number of people.
- The set value for the technological level of the workers uses a person with three years of experience in the repair of Honda vehicles as the standard.
- Special tools and service equipment used to set FRT are those specified or recommended in Service Manual.

**Service item whose FRT is not presented**

- Accessories and service parts that are not listed to use in this manual.
- Locations with little aging deterioration or breakage during normal use.
- Service work that can be finished by one touch.
- Service work that is seldom done (i.e. extremely small causes of trouble and service frequency).

\* When FRT is not presented, please calculate wages based on appropriate actual work time

**Operation not included of FRT**

- Oil and coolant water draining, Waiting time for warming up operation and etc..
- Additional operation that involves removal/installation of standard exterior equipment.
- Indirect time spent for service by visiting the customer, trade-in, and delivery of a MC.
- Indirect time required for ordering and delivery of parts.
- Cost for grease, adhesive agent, etc. used for service work.

**Explanation of FRT by using an example**  
**(The example may differ from the actual presented items)**

Ref. No.	L.O.N.	(Relative ref. Number) Description	F.R.T.
① ②	111118	(1, 3, 4, 7) CAMSHAFT ..... ④ 4.5	②
③	111118A	⑥ • Includes: Valve clearance adjustment Replace rocker arm add ..... ⑤ 1.0	⑤

- ① Reference No. of the illustration of part that shows location of the replacement work.
- ② FRT is an abbreviation of Flat Rate Time indicating the standard service time required for the replacement.
- ③ LON is an abbreviation of Labor Operation Number, and it is a classification of the service items by the work unit code.

The same operation code is used regardless of the models.

Standard operation is indicated with 6 digits code, and additional operation is indicated with 7 digits code.

- ④ Indicating the camshaft replacement and FRT4.5.
- ⑤ Indicating FRT1.0 that will be added when additional operation (replace rocker arm) is done in association with camshaft replacement.

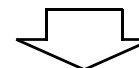
- ⑥ Indicating work contents that are included in the service item.

- ⑦ Indicating a reference No. whose operation and time are the same as FRT4.5 for the camshaft.

(The application range is limited to the service items without an LON setting within a same block.)

**How to refer to the service item by using the sample**  
 (camshaft replacement)

Open to the page of the block where the camshaft's spare part illustration is shown.



Look for the camshaft illustration, and refer to the service item and FRT that agree with the reference No.

Indication mark for the listing of service items that continues to the following page

Ref. No.	L.O.N.	(Relative ref. Number) Description	F.R.T.
2	111118	CAMSHAFT .....	4.5
	.	.	.
	.	.	.

+

Mark indicated at the last line.

Indication of the block with no setting of FRT

Ref. No.	L.O.N.	(Relative ref. Number) Description	F.R.T.
		NO INFORMATION .....	

• LON code system

1	11	1	18	A
a	b	c	d	e

- a) Category code..... Engine
- b) Location/function code..... Engine upper
- c) Operation code..... Replace
- d) Operation sequence number (Unit code can be shown with alphabet)
  - ..... camshaft
  - (No regular rule of code)
- e) Additional code ..... replace rocker arm
- (No regular rule of code)

1	11	1	18	A
a		c		

a) Category codes and classification

Code	Category
1	Engine
2	Transmission
3	Fuel & Exhaust
4	Frame & Body
5	Steering/Suspension
6	Electrical
7	Wheels/Brakes
8	Controls/instrument
9	-
0	-

c) Operation codes and classification

Code	Operation category
1	Replace, Removal/Installation, Change
2	Overhaul
3	Adjust, Balance
4	(Paint-related work: Top-coat)
5	Test, Inspect/diagnose, Measurement, Check
6	(Overhaul-related work: Rebore)
7	(Overhaul-related work: Reseal)
8	(Resurface)
9	(Paint-related work: Refinish)
0	Repair, Cleaning, Air bleeding

Major service items without using spare parts

(1) Removal/Installation, (2) Adjustment,  
(3) Inspection/M Measurement, (5) Other work

[ E: Engine, F: Frame ]

### \* OPERATIONS OTHER THAN REPLACING PARTS

#### (1) Removal and installation

Set for the configuration with the parts removed from the vehicle.

	LON	DESCRIPTION	FRT
E	1101E5	<b>TILTING ENGINE ASSEMBLY-REMOVAL/INSTALLATION</b> INCLUDES: All necessary adjustment	2.4
	1111K0	<b>CYLINDER HEAD ASSEMBLY-REMOVAL/INSTALLATION</b>	2.5
	3111D5	<b>THROTTLE BODY ASSEMBLY-REMOVAL/INSTALLATION</b>	0.7
	1101E6	<b>CRANKCASE SEPARATION</b> INCLUDES: Engine removal and installation	4.8
F	1151E6	<b>RADIATOR ASSEMBLY-REMOVAL/INSTALLATION</b>	1.2

#### (2) Adjustment

	LON	DESCRIPTION	FRT
E	6143A1	<b>SPARK PLUG-ADJUSTMENT/CLEANING</b>	0.1
	1113A0	<b>VALVE CLEARANCE-ADJUSTMENT</b> NOTE: For 1 vehicle	0.9
F	6163A0	<b>HEADLIGHT-AIMING</b>	0.1
	7103A1	<b>FRONT WHEEL-BALANCE</b>	0.5
	7103A2	<b>REAR WHEEL-BALANCE</b>	0.6
	3113A3	<b>THROTTLE OPERATION-ADJUSTMENT</b>	0.1

#### (3) Inspection, Measurement

	LON	DESCRIPTION	FRT
E	1115A0	<b>COMPRESSION PRESSURE-MEASUREMENT</b>	0.1
	6145A0	<b>IGNITION TIMING-INSPECTION</b>	0.2
F	6105A0	<b>BATTERY-CHECKING OF ELECTROLYTE LEVEL &amp; CHARGE</b>	0.2

#### (5) Other work

	LON	DESCRIPTION	FRT
E	1130A1	<b>OIL FILTER SCREEN-CLEANING</b>	1.4
F	7110A0	<b>FRONT BRAKE-AIR BLEEDING</b>	0.2
	7110A1	<b>REAR BRAKE-AIR BLEEDING</b>	0.5
	1151E7	<b>RADIATOR COOLANT-CHANGE</b>	0.7
	6145A2	<b>HISS MEMORIZATION</b>	0.3

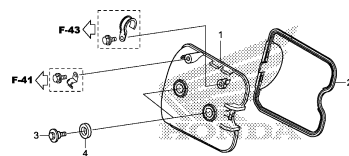
# ENGINE GROUP

C 5

E-2

CYLINDER HEAD COVER

D 1

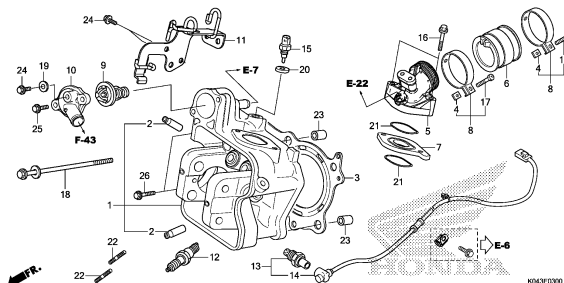


K043E0200

E-3

CYLINDER HEAD

D 2

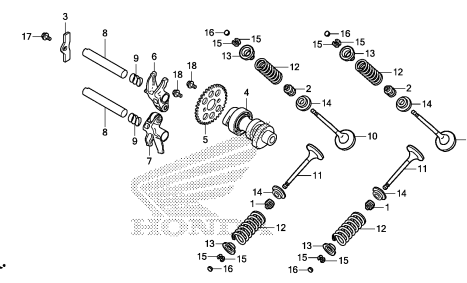


K043E0300

E-4

CAMSHAFT/VALVE

D 4

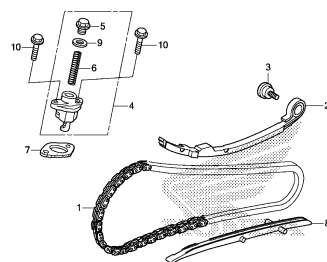


K043E0400

E-5

CAM CHAIN

D 7

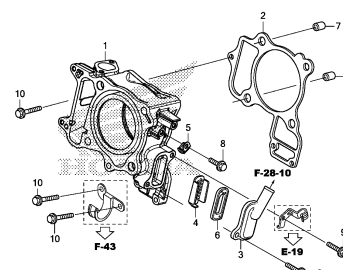


K043E0500

E-6

CYLINDER/REED VALVE

D 8

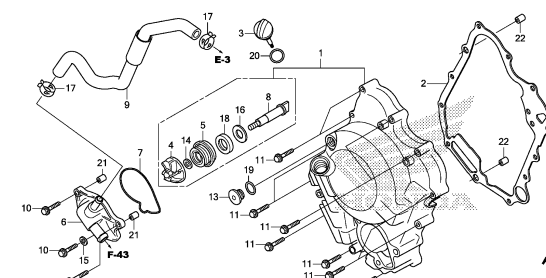


K043E0600

E-7

RIGHT CRANKCASE COVER/WATER PUMP

D 9

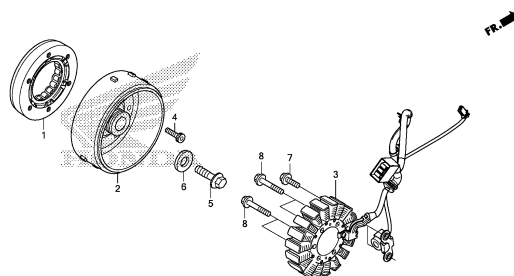


K043E0700

E-8

GENERATOR

D10

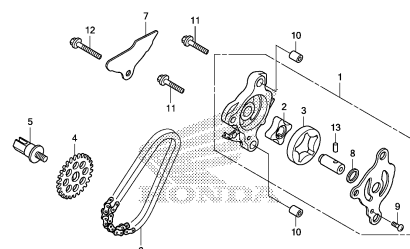


K043E0800

E-11

OIL PUMP

D11

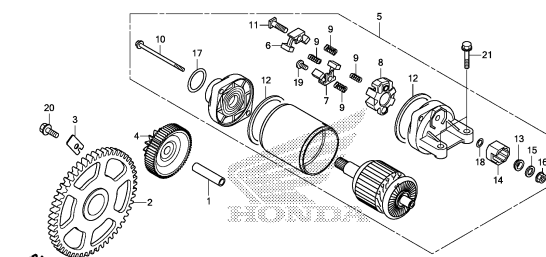


K043E1100

E-12

STARTER MOTOR

D12



K043E1200

2



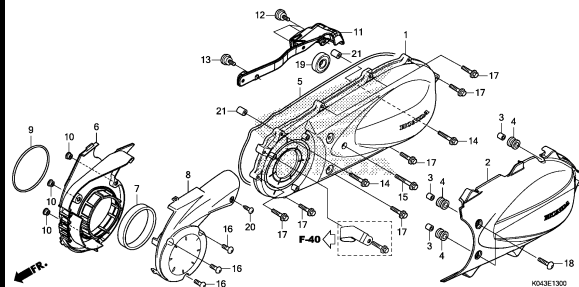
# ENGINE GROUP

C 6

E-13

D13

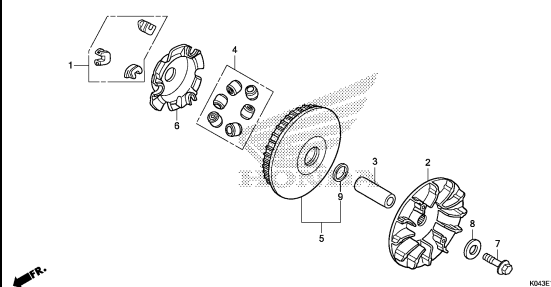
LEFT CRANKCASE COVER



E-16

D14

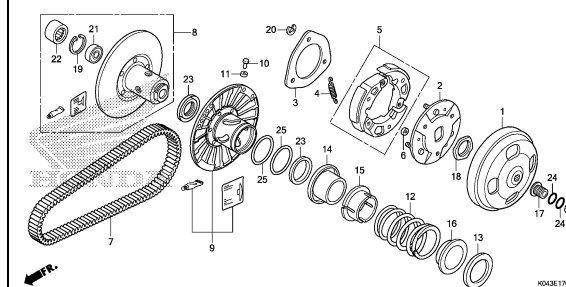
DRIVE FACE



E-17

D15

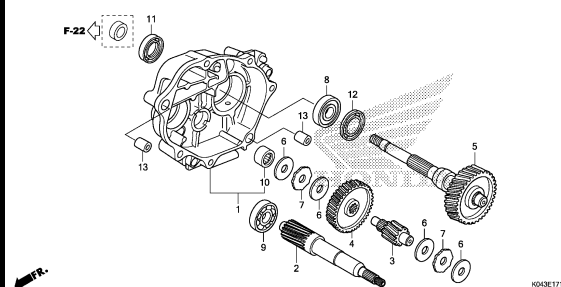
DRIVEN FACE



E-17-10

E 1

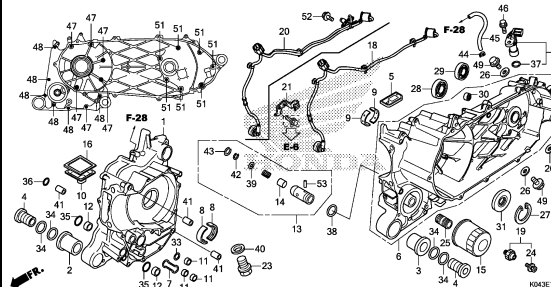
TRANSMISSION



E-19

E 2

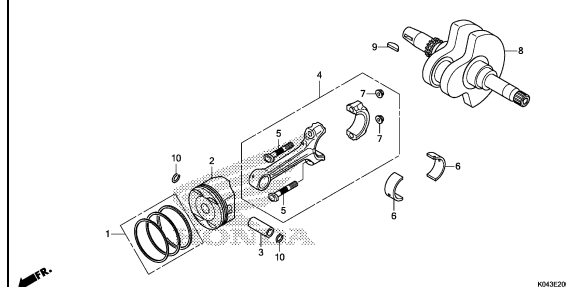
CRANKCASE



E-20

E 5

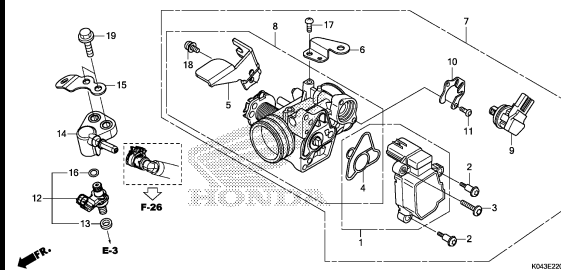
CRANK SHAFT/PISTON



E-22

E 6

THROTTLE BODY



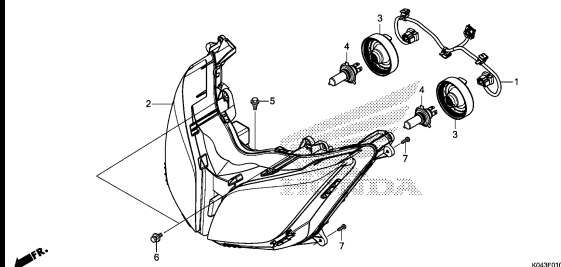
# FRAME GROUP

C 7

F-1

HEADLIGHT

F 1

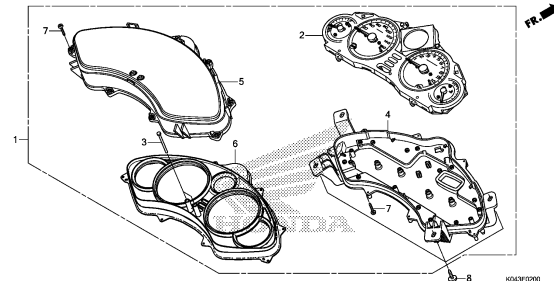


K043F0100

F-2

COMBINATION METER

F 2

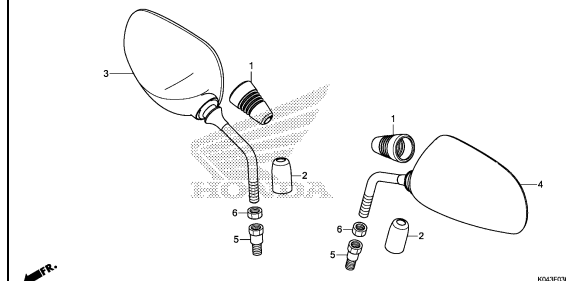


K043F0200

F-3

MIRROR

F 3

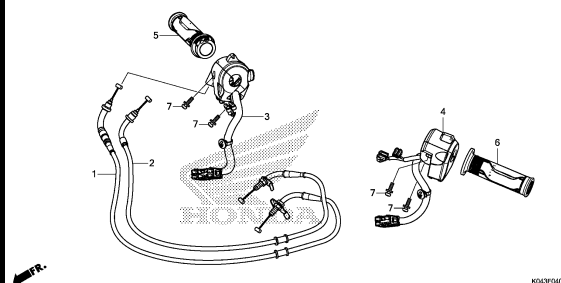


K043F0300

F-4

SWITCH/CABLE

F 4

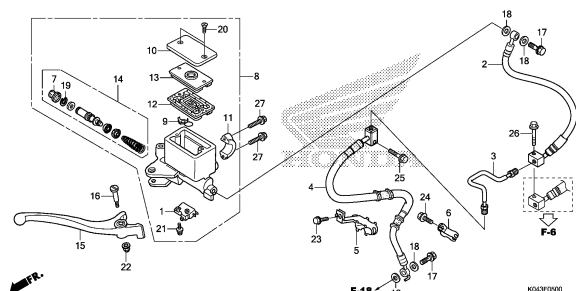


K043F0400

F-5

FRONT BRAKE MASTER CYLINDER  
(NSS300)

F 5

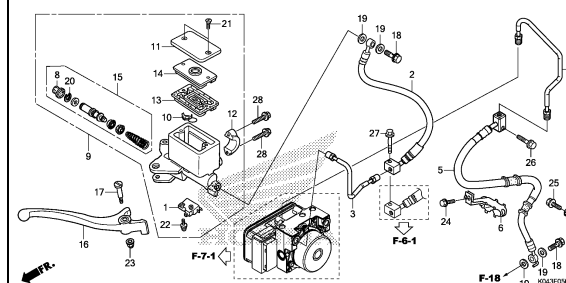


K043F0500

F-5-1

FRONT BRAKE MASTER CYLINDER  
(NSS300A)

F 7

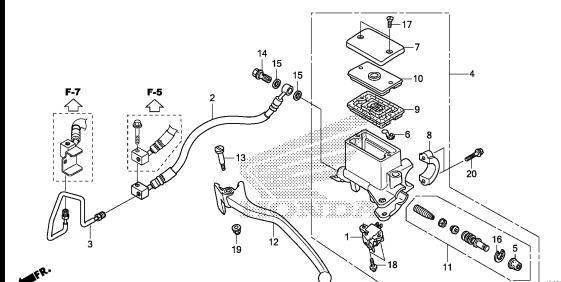


K043F0501

F-6

REAR BRAKE MASTER CYLINDER(NSS300)

F 9

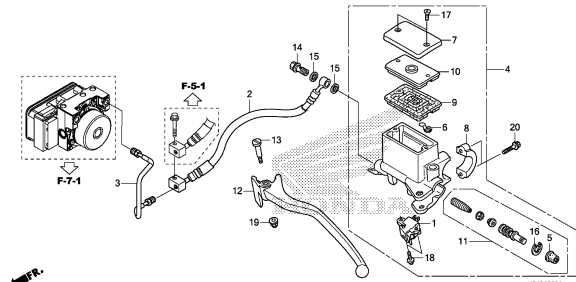


K043F0600

F-6-1

REAR BRAKE MASTER CYLINDER  
(NSS300A)

F10

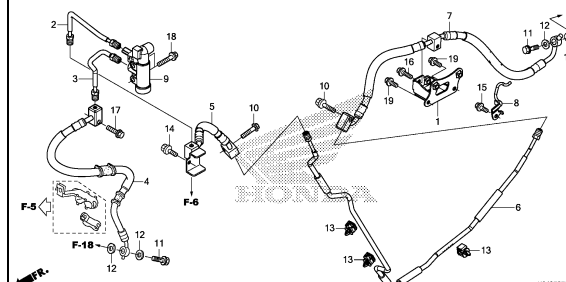


K043F0601

F-7

REAR BRAKE PIPE(NSS300)

F11



K043F0700

3

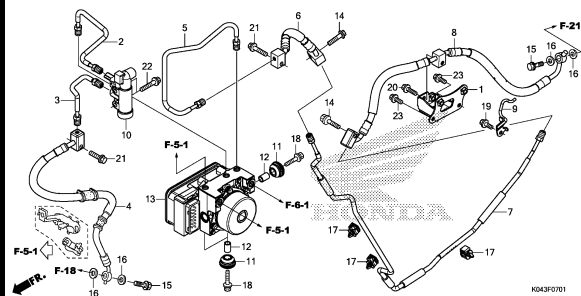
# FRAME GROUP

C 8

F-7-1

F12

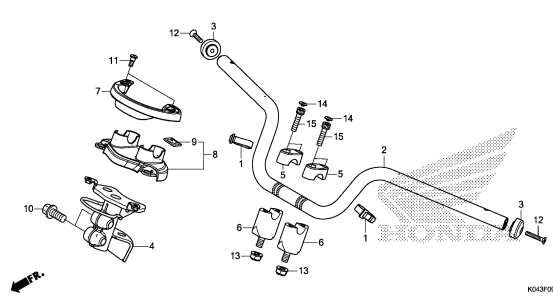
REAR BRAKE PIPE(NSS300A)



F-9

F13

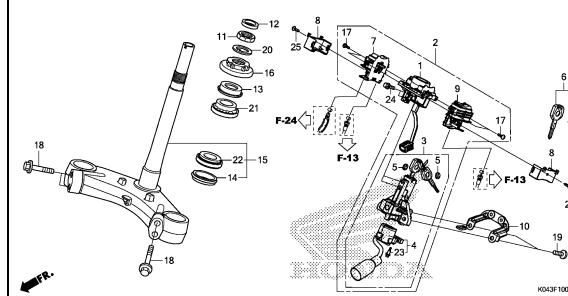
HANDLE PIPE



F-10

F14

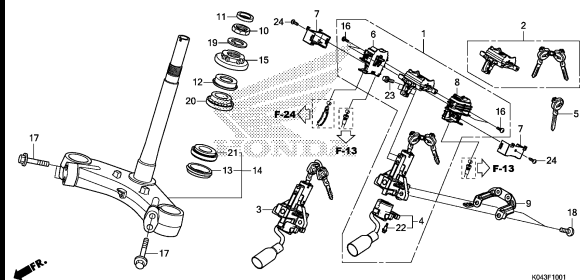
STEERING STEM/COMBINATION SWITCH  
(E/ED/F)



F-10-1

F16

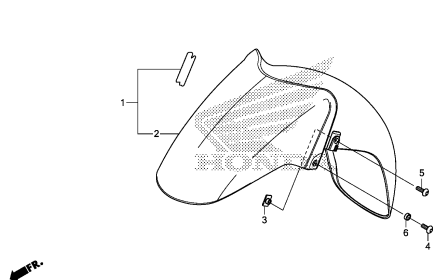
STEERING STEM/COMBINATION SWITCH  
(KO/U)



F-11

G 2

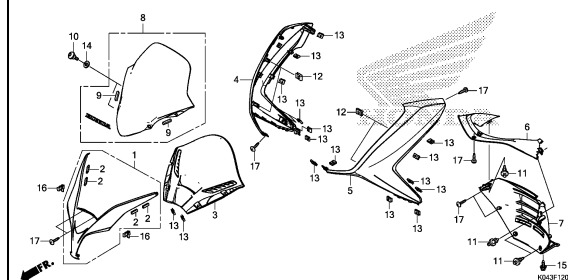
FRONT FENDER



F-12

G 3

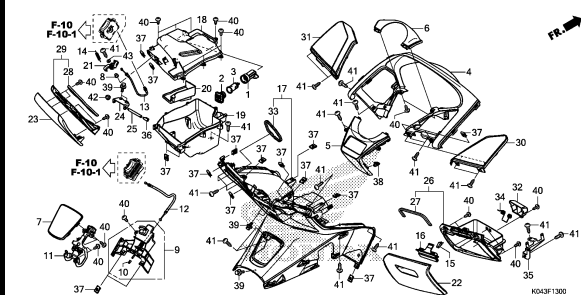
FRONT COVER/METER VISOR



F-13

G 5

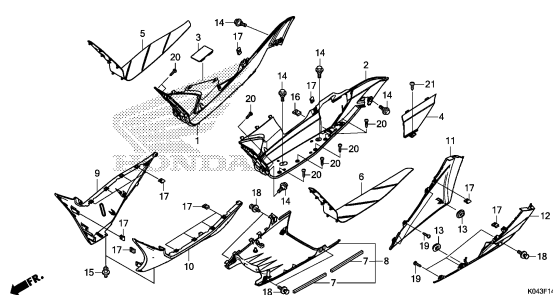
INNER COVER



F-14

G 7

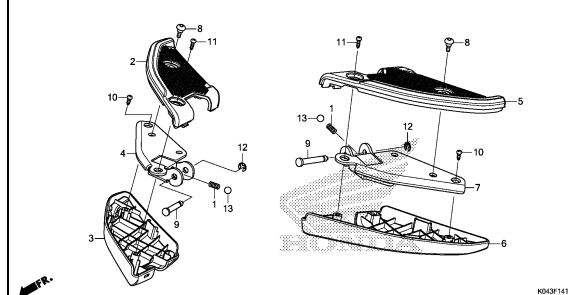
FLOOR STEP



F-14-10

G 9

PILLION STEP



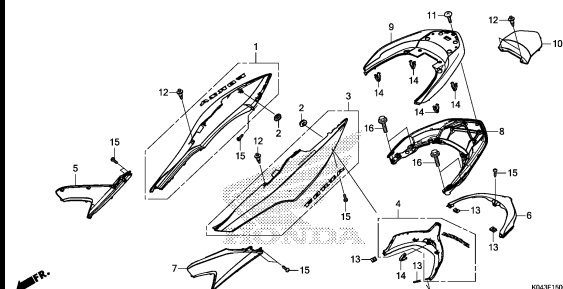
# FRAME GROUP

C 9

F-15

G10

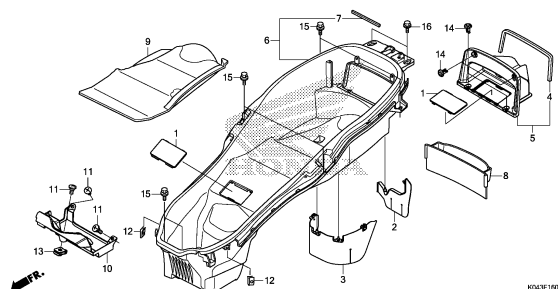
BODY COVER/GRAB RAIL



F-16

G12

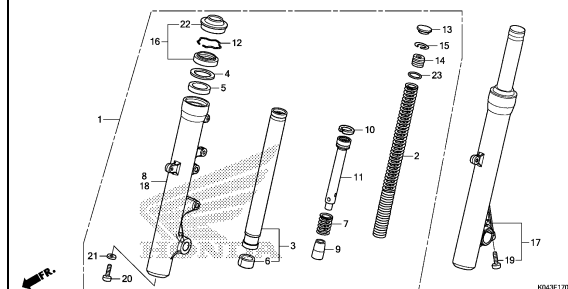
LUGGAGE BOX



F-17

G13

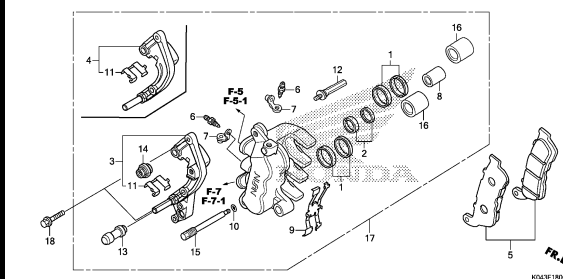
FRONT FORK



F-18

G14

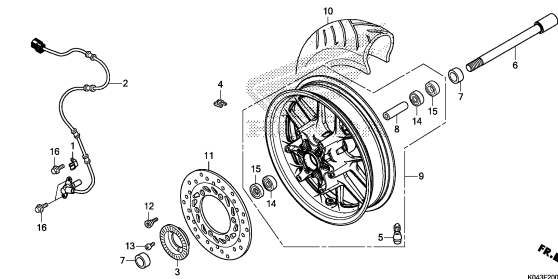
FRONT BRAKE CALIPER



F-20

G15

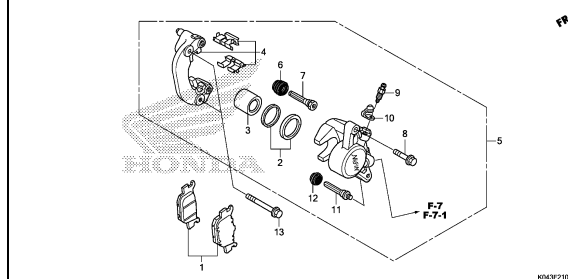
FRONT WHEEL



F-21

G16

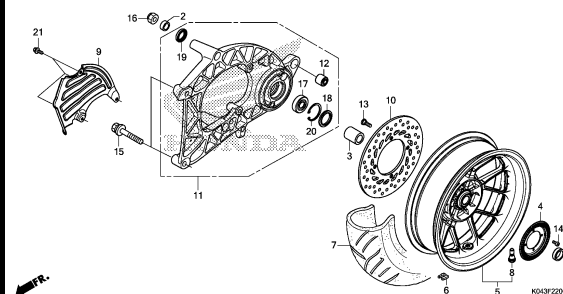
REAR BRAKE CALIPER



F-22

H 1

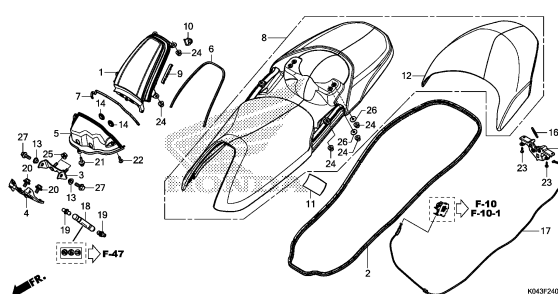
REAR WHEEL/SWINGARM



F-24

H 3

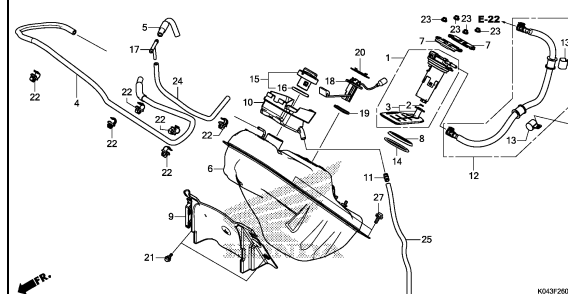
SEAT



F-26

H 5

FUEL TANK



3

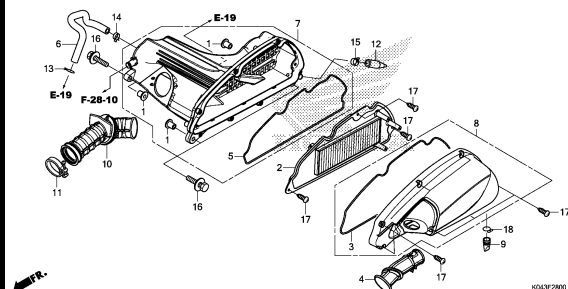
# FRAME GROUP

C10

F-28

H 7

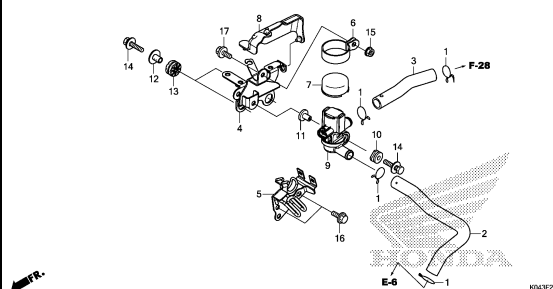
AIR CLEANER



F-28-10

H 8

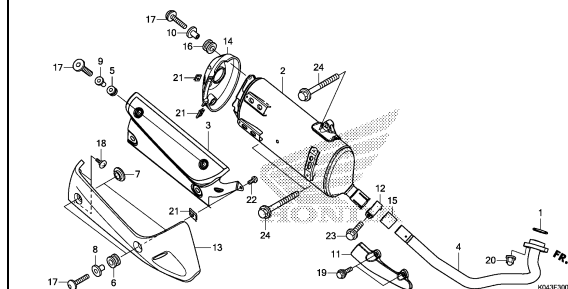
AIR INJECTION SOLENOID VALVE



F-30

H 9

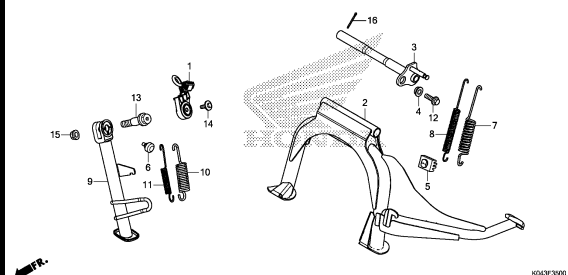
EXHAUST MUFFLER



F-35

H10

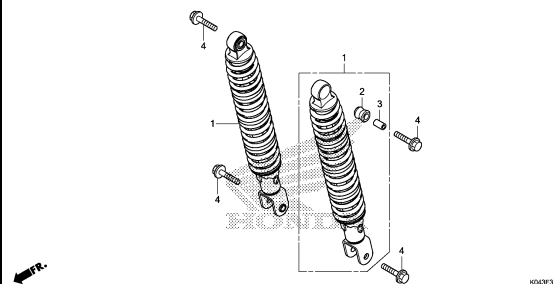
STAND



F-36

H11

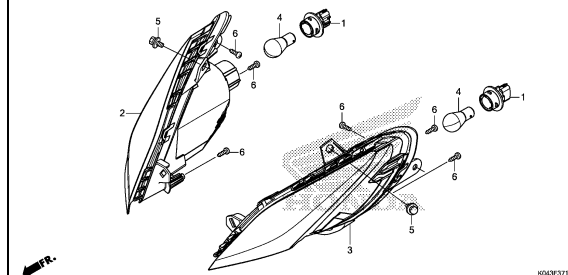
REAR CUSHION



F-37-10

H12

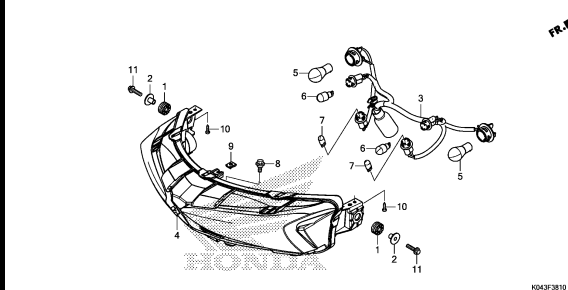
FRONT WINKER



F-38-10

H13

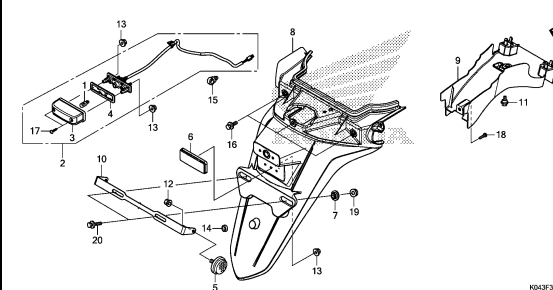
REAR COMBINATION LIGHT



F-39

H14

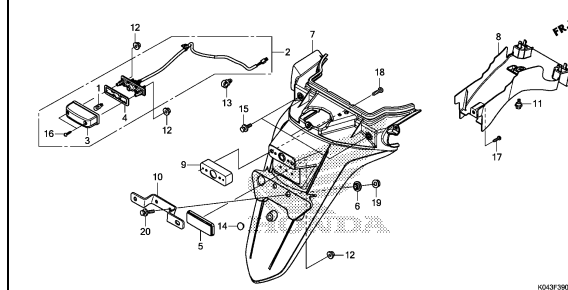
REAR FENDER(E/ED/F/U)



F-39-1

H15

REAR FENDER(KO)



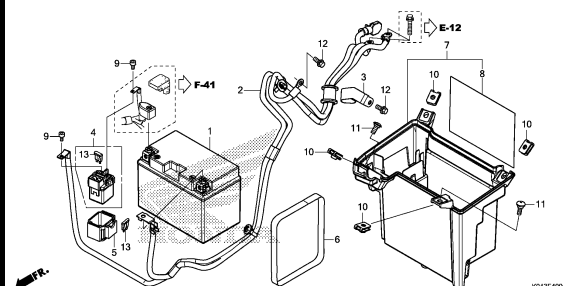
# FRAME GROUP

C11

F-40

H16

BATTERY

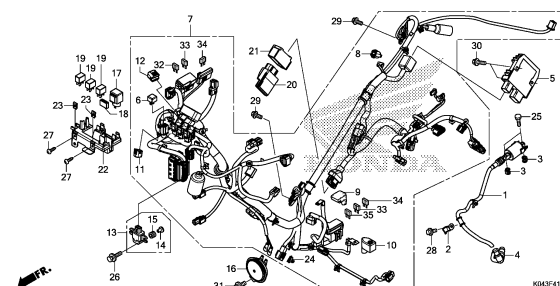


K043F4000

F-41

I 1

WIRE HARNESS

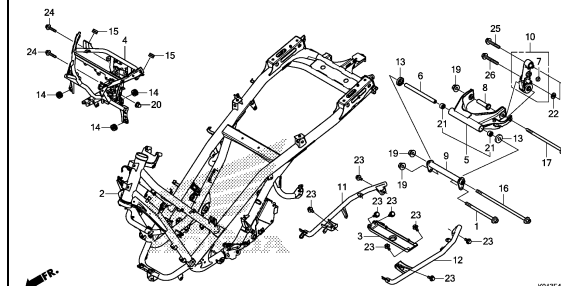


K043F4100

F-42

I 3

FRAME BODY

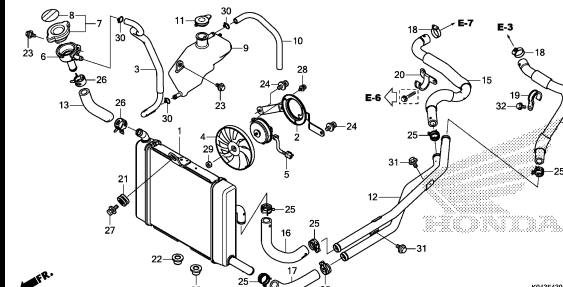


K043F4200A

F-43

I 5

RADIATOR

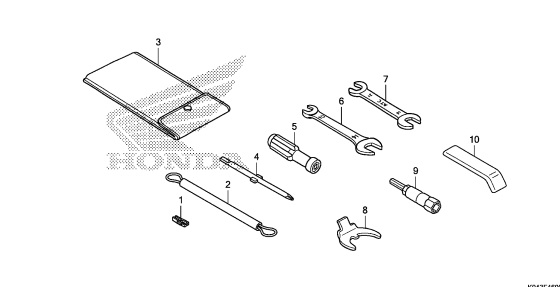


K043F4300

F-46

I 7

TOOLS

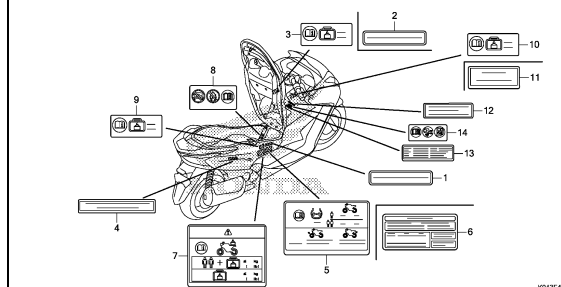


K043F4600

F-47

I 8

CAUTION LABEL

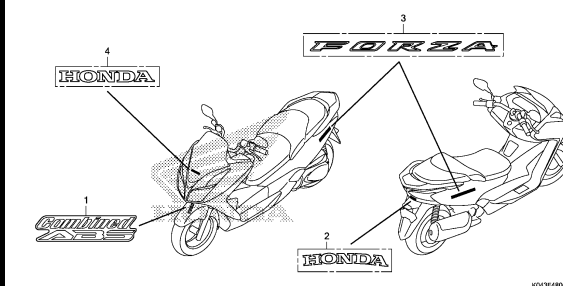


K043F4700

F-48

I 9

MARK/EMBLEM



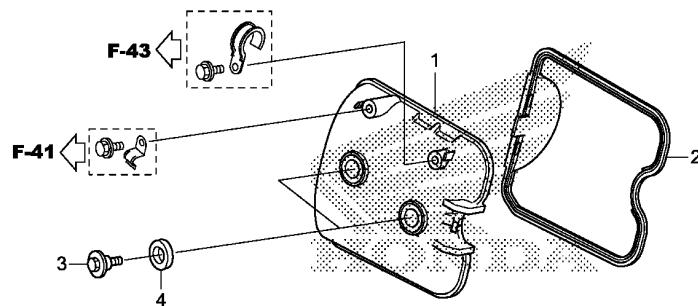
K043F4800

3

E-2

## CYLINDER HEAD COVER

D 1



K043E0200

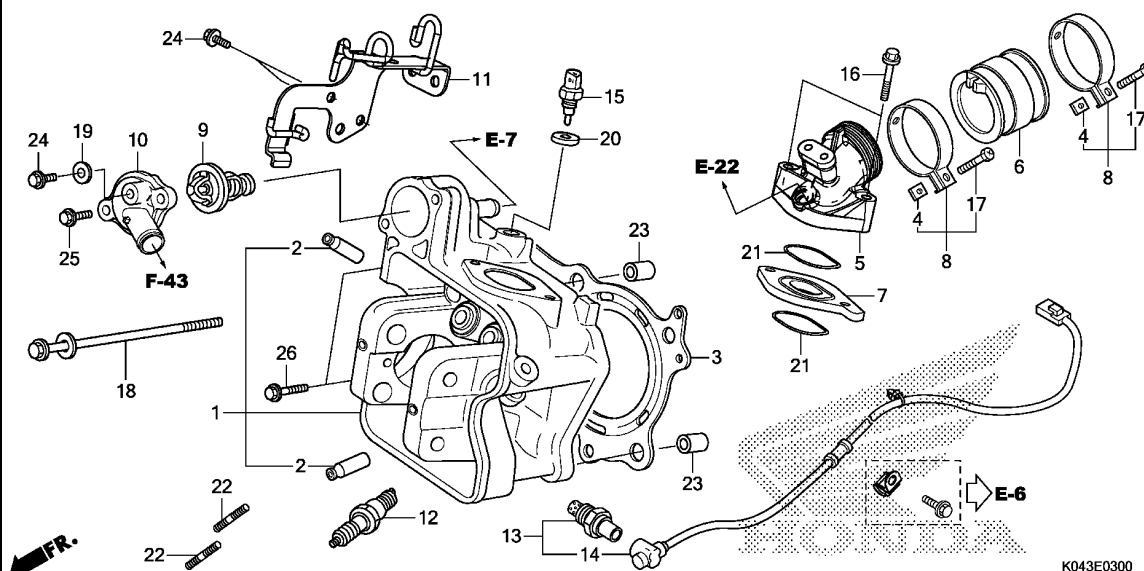
Ref. No.	L.O.N.	(Relative ref. Number) Description	F.R.T.
1	1111C4	COVER, CYLINDER HEAD .....	0.6
2	1111D2	GASKET, CYLINDER HEAD COVER ..	0.6

Ref. No.	Part No.	Description	Reqd. QTY		Serial No.	Parts catalogue code
			NSS 300 D	NSS 300A D		
1	12311-K04-930	COVER, CYLINDER HEAD .....	1	1		
2	12391-K04-930	GASKET, HEAD COVER .....	1	1		
3	90002-MEB-670	BOLT, HEAD COVER .....	2	2		
4	90543-MV9-670	RUBBER, MOUNTING .....	2	2		

## E-3

## CYLINDER HEAD

D 2



Ref. No.	L.O.N.	(Relative ref. Number) Description	F.R.T.
1	111106	HEAD, CYLINDER ..... .INCLUDES: Valve adjust and reface	4.0
2	1111L9	GUIDE, INTAKE VALVE(ONE) ..... .INCLUDES: Reaming .INCLUDES: Valve adjust and reface	3.5
	1111L9A	.Replace all intake valve guide add .....	0.3
	1111M0	GUIDE, EXHAUST VALVE(ONE) .... .INCLUDES: Reaming .INCLUDES: Valve adjust and reface	3.5
	1111MOA	.Replace all exhaust valve guide add .....	0.3
	1111M9	GUIDE, VALVE :FOR 1 VEHICLE .. .INCLUDES: Reaming .INCLUDES: Valve adjust and reface	4.4
3	111115	GASKET, CYLINDER HEAD ..... (7,21)	2.5
5	111107	MANIFOLD, INTAKE .....	0.7
6	311131	INSULATOR, THROTTLE BODY/ CARBURETOR .....	0.7
9	114116	THERMOSTAT .....	1.1

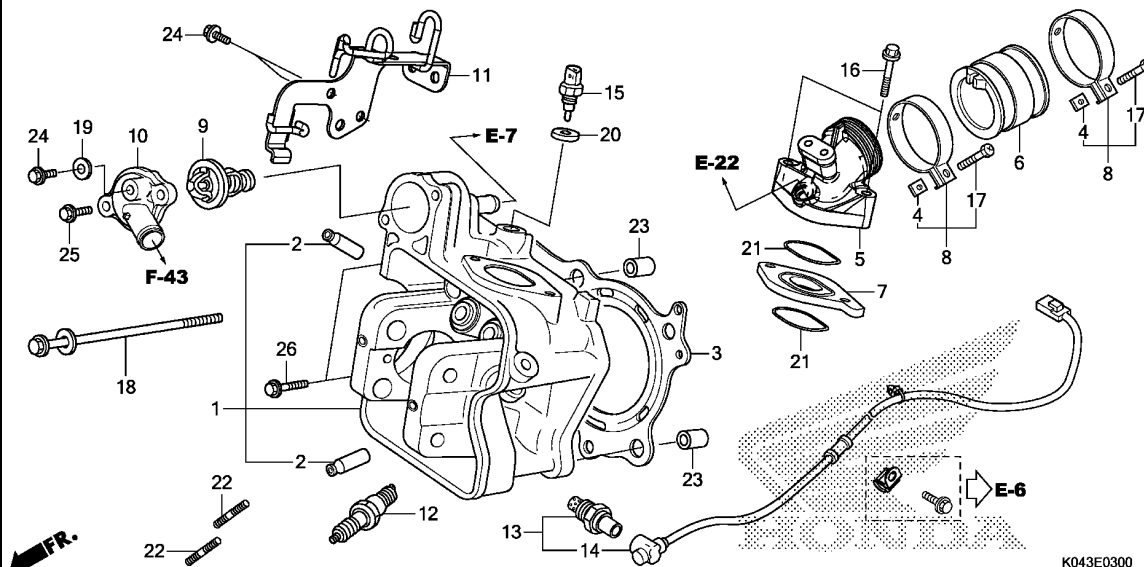
Ref. No.	Part No.	Description	Reqd. QTY NSS 300 D	NSS 300A D	Serial No.	Parts catalogue code
1	12200-K04-931	HEAD COMP., CYLINDER .....	1	1		
2	12204-KTW-P00	GUIDE, VALVE(O.S.) .....	4	4		
3	12251-KTW-901	GASKET, CYLINDER HEAD .....	1	1		
4	16222-MV4-300	NUT, SQUARE, 5MM .....	2	2		
5	17111-K04-930	PIPE, IN. ....	1	1		
6	17112-KTW-900	INSULATOR, THROTTLE BODY ....	1	1		
7	17119-KTW-900	INSULATOR, IN. PIPE .....	1	1		
8	17256-KTW-900	BAND, INSULATOR .....	2	2		
9	19300-KGF-911	THERMOSTAT .....	1	1		
10	19315-K04-930	COVER, THERMOSTAT .....	1	1		
11	31331-K04-930	STAY, WIRE HARNESS .....	1	1		
12	31908-KTW-901	PLUG, SPARK(LMAR8A-9) .....	1	1		
13	36531-K04-931	SENSOR, OXYGEN .....	1	1		
14	36533-K04-931	CORD COMP., OXYGEN SENSOR ...	1	1		
15	37870-MBG-003	SENSOR ASSY., WATER TEMP ....	1	1		
16	90004-GHB-710	BOLT, FLANGE, 6X40(NSHF) ....	2	2		
17	90005-MEJ-000	BOLT, RECESSED, 5X22 .....	2	2		
18	90007-MCT-000	BOLT-WASHER, 9X155 .....	4	4		
19	90441-706-000	WASHER, SEALING, 6MM .....	1	1		
20	90454-MC7-000	WASHER, SPECIAL, 12MM .....	1	1		
21	91302-KVZ-631	O-RING, IN. PIPE .....	2	2		
22	92900-08022-0E	BOLT, STUD, 8X22 .....	2	2		
23	94301-12200	DOWEL PIN, 12X20 .....	2	2		
24	95701-06012-00	BOLT, FLANGE, 6X12 .....	3	3		
25	95701-06020-00	BOLT, FLANGE, 6X20 .....	2	2		
26	95701-06028-00	BOLT, FLANGE, 6X28 .....	2	2		



E-3

## CYLINDER HEAD

D 3



Ref. No.	L.O.N.	(Relative ref. Number) Description	F.R.T.
10	1141B3	COVER, THERMOSTAT .....	1.0
12	614130	PLUG, SPARK .....	0.1
13	617121	SENSOR, OXYGEN .....	0.7
14	6111P8	SUB CORD, OXYGEN SENSOR .....	0.6
15	6171A9	SENSOR, WATER TEMP .....	1.0

2

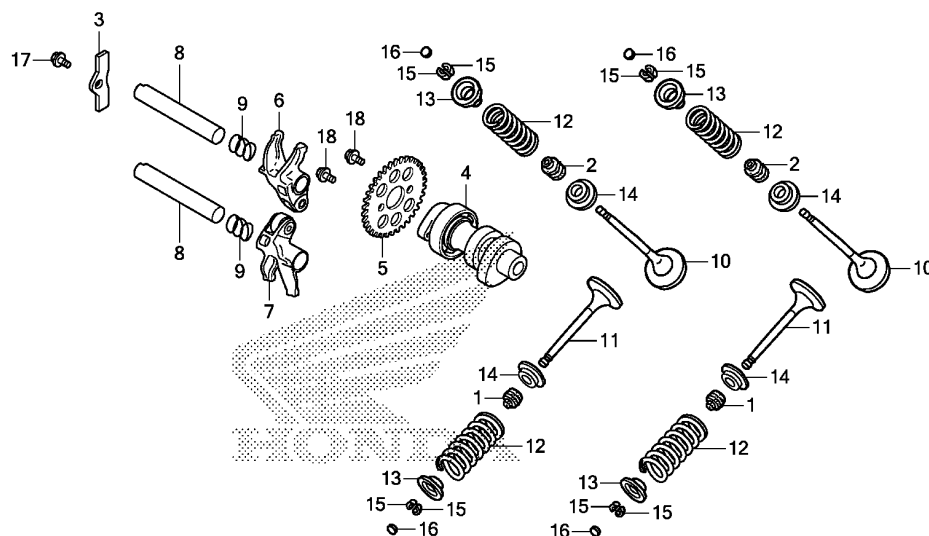
Ref. No.	L.O.N.	(Relative ref. Number) Description	F.R.T.
4	111118	CAMSHAFT ..... .INCLUDES: Valve adjustment	1.1
5	1111Q4	SPROCKET, CAM ..... (8,9)	0.8
6	1111K8	ARM, INTAKE VALVE ROCKER(ONE) .INCLUDES: Valve adjustment (8,9)	1.0
7	1111K9	ARM, EXHAUST VALVE ROCKER(ONE) .INCLUDES: Valve adjustment	1.0
	1111L8	ARM, VALVE ROCKER :FOR 1 VEHICLE ..... .INCLUDES: Valve adjustment	1.0
10	1111N0	VALVE, INTAKE(ONE) ..... .INCLUDES: Refacing	3.0
	1111NOA	.Replace all intake valve add	0.2
11	1111N1	VALVE, EXHAUST(ONE) ..... .INCLUDES: Refacing	3.0
	1111N1A	.Replace all exhaust valve add	0.2
	1111P0	VALVE :FOR 1 VEHICLE ..... .INCLUDES: Refacing (1,2,13,14,15)	3.6
12	1111P2	INTAKE VALVE SPRING AND/OR STEM SEAL(ONE) .....	2.8
+	1111P2A	.Replace all intake spring add	0.1

Ref. No.	Part No.	Description	Reqd. QTY NSS 300 D NSS 300A D	Serial No.	Parts catalogue code
1	12208-ML0-721	SEAL, EX. VALVE STEM(ARAI) ..	2 2		
2	12209-ML0-722	SEAL, VALVE STEM(ARAI) .....	2 2		
3	12321-KVZ-630	PLATE, CAM STOPPER .....	1 1		
4	14100-K04-930	CAMSHAFT COMP. ....	1 1		
5	14321-K04-930	SPROCKET, CAM(34T) .....	1 1		
6	14430-KWR-000	ARM COMP., IN. VALVE ROCKER -	1 1		
7	14440-KWR-000	ARM COMP., EX. VALVE ROCKER -	1 1		
8	14451-KVZ-630	SHAFT, ROCKER ARM .....	2 2		
9	14642-KTW-900	SPRING, ROCKER ARM SIDE .....	2 2		
10	14711-KTW-900	VALVE, IN. ....	2 2		
11	14721-KWR-000	VALVE, EX. ....	2 2		
12	14751-KTW-901	SPRING, VALVE .....	4 4		
13	14771-KW3-900	RETAINER, VALVE SPRING .....	4 4		
14	14775-K04-930	SEAT, VALVE SPRING .....	4 4		
15	14781-ML0-720	COTTER, VALVE .....	8 8		
16	14901-KT7-013	SHIM, TAPPET(1.200) .....	4 4		
	14902-KT7-013	SHIM, TAPPET(1.225) .....	4 4		
	14903-KT7-013	SHIM, TAPPET(1.250) .....	4 4		
	14904-KT7-013	SHIM, TAPPET(1.275) .....	4 4		
	14905-KT7-013	SHIM, TAPPET(1.300) .....	4 4		
	14906-KT7-013	SHIM, TAPPET(1.325) .....	4 4		
	14907-KT7-013	SHIM, TAPPET(1.350) .....	4 4		
	14908-KT7-013	SHIM, TAPPET(1.375) .....	4 4		
	14909-KT7-013	SHIM, TAPPET(1.400) .....	4 4		
	14910-KT7-013	SHIM, TAPPET(1.425) .....	4 4		
	14911-KT7-013	SHIM, TAPPET(1.450) .....	4 4		

E-4

## CAMSHAFT/VALVE

D 5



FR.

K043E0400

Ref. No.	L.O.N.	(Relative ref. Number) Description	F.R.T.
+12	1111P3	EXHAUST VALVE SPRING AND/OR STEM SEAL(ONE) .....	2.8
	1111P3A	.Replace all exhaust spring add .....	0.1
	1111Q2	VALVE SPRING AND/OR STEM SEAL :FOR 1 VEHICLE .....	3.1

Ref. No.	Part No.	Description	Reqd. QTY	Serial No.	Parts catalogue code
			NSS 300 D		
			NSS 300A D		
16)	14912-KT7-013	SHIM, TAPPET(1.475) .....	4	4	
	14913-KT7-013	SHIM, TAPPET(1.500) .....	4	4	
	14914-KT7-013	SHIM, TAPPET(1.525) .....	4	4	
	14915-KT7-013	SHIM, TAPPET(1.550) .....	4	4	
	14916-KT7-013	SHIM, TAPPET(1.575) .....	4	4	
	14917-KT7-013	SHIM, TAPPET(1.600) .....	4	4	
	14918-KT7-013	SHIM, TAPPET(1.625) .....	4	4	
	14919-KT7-013	SHIM, TAPPET(1.650) .....	4	4	
	14920-KT7-013	SHIM, TAPPET(1.675) .....	4	4	
	14921-KT7-013	SHIM, TAPPET(1.700) .....	4	4	
	14922-KT7-013	SHIM, TAPPET(1.725) .....	4	4	
	14923-KT7-013	SHIM, TAPPET(1.750) .....	4	4	
	14924-KT7-013	SHIM, TAPPET(1.775) .....	4	4	
	14925-KT7-013	SHIM, TAPPET(1.800) .....	4	4	
	14926-KT7-013	SHIM, TAPPET(1.825) .....	4	4	
	14927-KT7-013	SHIM, TAPPET(1.850) .....	4	4	
	14928-KT7-013	SHIM, TAPPET(1.875) .....	4	4	
	14929-KT7-013	SHIM, TAPPET(1.900) .....	4	4	
	14930-KT7-013	SHIM, TAPPET(1.925) .....	4	4	
	14931-KT7-013	SHIM, TAPPET(1.950) .....	4	4	
	14932-KT7-013	SHIM, TAPPET(1.975) .....	4	4	
	14933-KT7-013	SHIM, TAPPET(2.000) .....	4	4	
	14934-KT7-013	SHIM, TAPPET(2.025) .....	4	4	
	14935-KT7-013	SHIM, TAPPET(2.050) .....	4	4	
	14936-KT7-013	SHIM, TAPPET(2.075) .....	4	4	
	14937-KT7-013	SHIM, TAPPET(2.100) .....	4	4	
	14938-KT7-013	SHIM, TAPPET(2.125) .....	4	4	
	14939-KT7-013	SHIM, TAPPET(2.150) .....	4	4	
	14940-KT7-013	SHIM, TAPPET(2.175) .....	4	4	

## E-4

## CAMSHAFT/VALVE

D 6

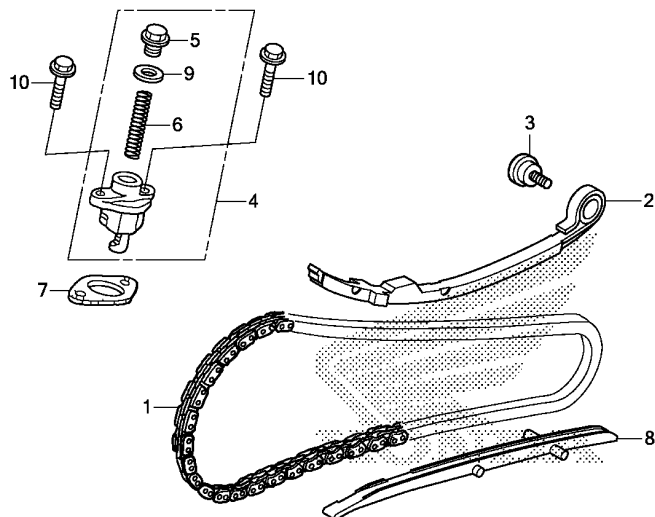
Ref. No.	Part No.	Description	Reqd. QTY		Serial No.	Parts catalogue code
			NSS 300 D	NSS 300A D		
16)	14941-KT7-013	SHIM, TAPPET(2.200) .....	4	4		
	14942-KT7-013	SHIM, TAPPET(2.225) .....	4	4		
	14943-KT7-013	SHIM, TAPPET(2.250) .....	4	4		
	14944-KT7-013	SHIM, TAPPET(2.275) .....	4	4		
	14945-KT7-013	SHIM, TAPPET(2.300) .....	4	4		
	14946-KT7-013	SHIM, TAPPET(2.325) .....	4	4		
	14947-KT7-013	SHIM, TAPPET(2.350) .....	4	4		
	14948-KT7-013	SHIM, TAPPET(2.375) .....	4	4		
	14949-KT7-013	SHIM, TAPPET(2.400) .....	4	4		
	14950-KT7-013	SHIM, TAPPET(2.425) .....	4	4		
	14951-KT7-013	SHIM, TAPPET(2.450) .....	4	4		
	14952-KT7-013	SHIM, TAPPET(2.475) .....	4	4		
	14953-KT7-013	SHIM, TAPPET(2.500) .....	4	4		
	14954-KT7-013	SHIM, TAPPET(2.525) .....	4	4		
	14955-KT7-013	SHIM, TAPPET(2.550) .....	4	4		
	14956-KT7-013	SHIM, TAPPET(2.575) .....	4	4		
	14957-KT7-013	SHIM, TAPPET(2.600) .....	4	4		
	14958-KT7-013	SHIM, TAPPET(2.625) .....	4	4		
	14959-KT7-013	SHIM, TAPPET(2.650) .....	4	4		
	14960-KT7-013	SHIM, TAPPET(2.675) .....	4	4		
	14961-KT7-013	SHIM, TAPPET(2.700) .....	4	4		
	14962-KT7-013	SHIM, TAPPET(2.725) .....	4	4		
	14963-KT7-013	SHIM, TAPPET(2.750) .....	4	4		
	14964-KT7-013	SHIM, TAPPET(2.775) .....	4	4		
	14965-KT7-013	SHIM, TAPPET(2.800) .....	4	4		
	14966-KT7-013	SHIM, TAPPET(2.825) .....	4	4		
	14967-KT7-013	SHIM, TAPPET(2.850) .....	4	4		
	14968-KT7-013	SHIM, TAPPET(2.875) .....	4	4		
	14969-KT7-013	SHIM, TAPPET(2.900) .....	4	4		
17	90004-GHB-620	BOLT, FLANGE, 6X14(NSHF) ....	1	1		
18	90083-KTW-900	BOLT, KNOCK, 6MM .....	2	2		

2

E-5

## CAM CHAIN

D 7



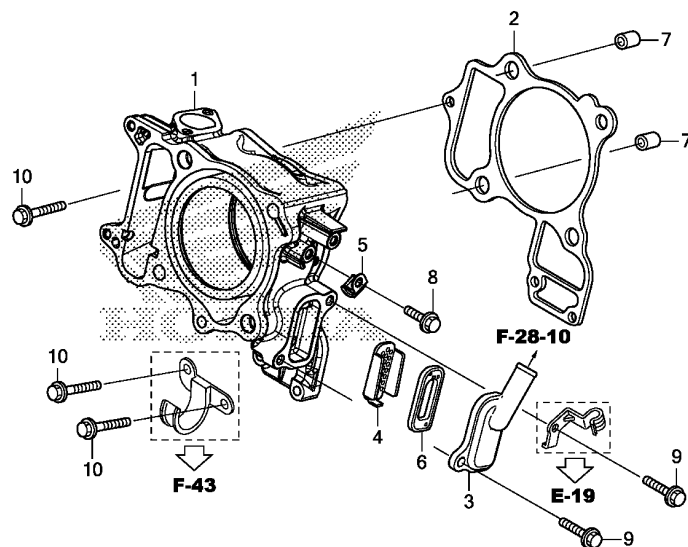
Ref. No.	L.O.N.	(Relative ref. Number) Description	F.R.T.
1	110140	CHAIN, CAM .....	3.2
2	111130	TENSIONER, CAM CHAIN .....	2.7
4		(7)	
	111133	LIFTER, TENSIONER .....	0.6
8	111139	GUIDE, CAM CHAIN .....	2.5

Ref. No.	Part No.	Description	Reqd. QTY		Serial No.	Parts catalogue code
			NSS 300 D	NSS 300A D		
1	14401-KFB-751	CHAIN, CAM(104L)(BORG WARNER)	1	1		
2	14510-K04-930	TENSIONER, CAM CHAIN .....	1	1		
3	14531-KTW-900	BOLT, TENSIONER PIVOT .....	1	1		
4	14550-KVZ-631	ADJUSTER, CAM CHAIN .....	1	1		
5	14552-KVZ-631	PLUG, ADJUSTER .....	1	1		
6	14553-KVZ-631	SPRING, CAM CHAIN ADJUSTER ..	1	1		
7	14555-K04-931	GASKET, CAM CHAIN ADJUSTER ..	1	1		
8	14610-KTW-901	GUIDE, CAM CHAIN .....	1	1		
9	90421-KAB-003	WASHER, SEALING, 11X19X2 ....	1	1		
10	95701-06022-00	BOLT, FLANGE, 6X22 .....	2	2		

E-6

## CYLINDER/REED VALVE

D 8



FR.

Ref. No.	L.O.N.	(Relative ref. Number) Description	F.R.T.
1	1111A5	CYLINDER .....	2.9
2	111102	GASKET, CYLINDER .....	2.8
6		(4)	
	314125	VALVE, PAIR CHECK .....	0.3

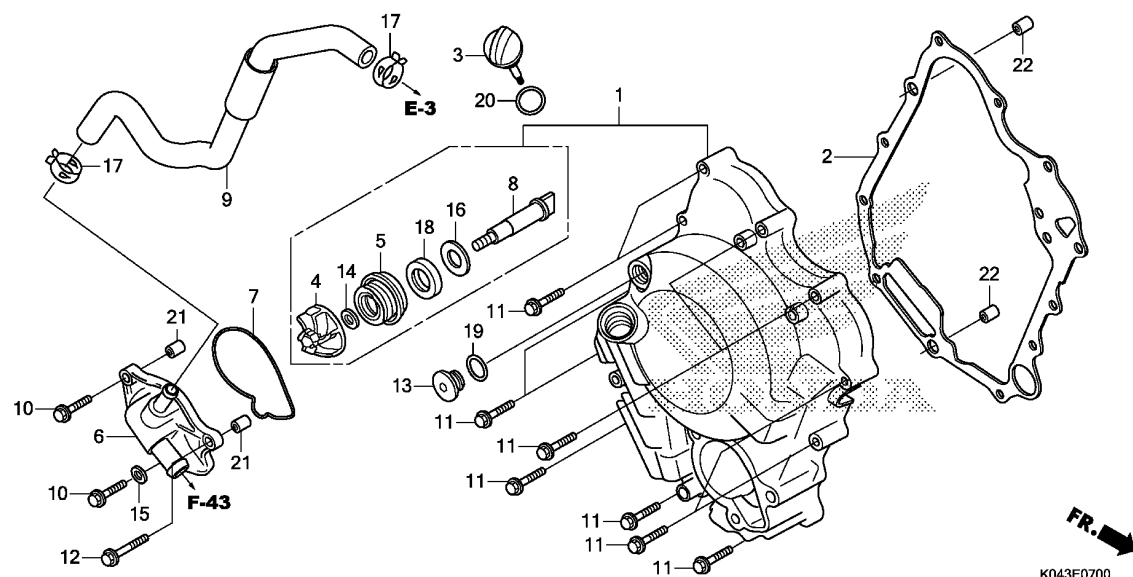
Ref. No.	Part No.	Description	Reqd. QTY		Serial No.	Parts catalogue code
			NSS 300 D	NSS 300A D		
1	12100-K04-930	CYLINDER COMP. ....	1	1		
2	12191-KTW-901	GASKET, CYLINDER .....	1	1		
3	12315-K04-930	COVER, REED VALVE .....	1	1		
4	12341-MAT-750	PLATE, PORT(AI) .....	1	1		
5	16106-KW7-900	CLIP B, TUBE .....	1	1		
6	18601-K04-931	VALVE COMP., REED .....	1	1		
7	94301-12200	DOWEL PIN, 12X20 .....	2	2		
8	95701-06012-00	BOLT, FLANGE, 6X12 .....	1	1		
9	95701-06020-00	BOLT, FLANGE, 6X20 .....	2	2		
10	95701-06028-00	BOLT, FLANGE, 6X28 .....	3	3		

2

E-7

## RIGHT CRANKCASE COVER/WATER PUMP

D 9



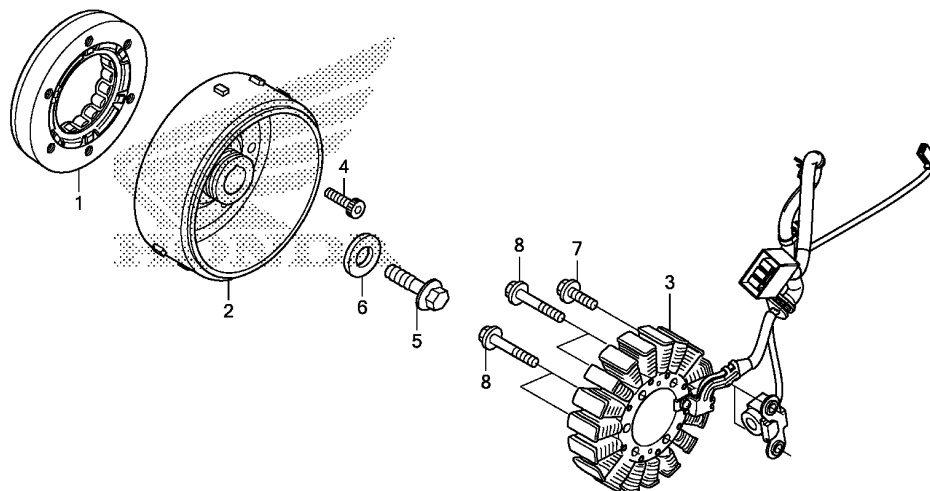
Ref. No.	L.O.N.	(Relative ref. Number) Description	F.R.T.
1	110159	COVER, CRANKCASE :RIGHT .....	1.5
2	110158	GASKET, CRANKCASE COVER :RIGHT .....	1.4
4	114105	IMPELLER, WATER PUMP .....	1.0
5	114110	MECHANICAL SEAL, WATER PUMP ..	1.7
6	1141B0	COVER, WATER PUMP .....	0.9
7	1141B1	GASKET, WATER PUMP COVER .....	0.9
8	1141E7	SHAFT, WATER PUMP .....	1.6
9	1141B4	HOSE, WATER BYPASS .....	1.0

Ref. No.	Part No.	Description	Reqd. QTY	Serial No.	Parts catalogue code
			NSS 300 D	NSS 300A D	
1	11300-K04-931	COVER ASSY., R. ....	1	1	
2	11394-KTW-901	GASKET, R. CRANKCASE COVER ..	1	1	
3	15651-K04-930	GAUGE, OIL LEVEL .....	1	1	
4	19215-KTW-900	IMPELLER, WATER PUMP .....	1	1	
5	19217-MAL-300	SEAL, MECHANICAL .....	1	1	
6	19220-K04-930	COVER COMP., WATER PUMP .....	1	1	
7	19226-KTW-900	GASKET, WATER PUMP COVER .....	1	1	
8	19241-K04-930	SHAFT, WATER PUMP .....	1	1	
9	19527-KTW-900	HOSE, WATER BYPASS .....	1	1	
10	90010-K04-930	BOLT, FLANGE, 6X32(NSHF) .....	2	2	
11	90011-K04-930	BOLT, FLANGE, 6X40(NSHF) .....	11	11	
12	90013-K04-930	BOLT, FLANGE, 6X75(NSHF) .....	1	1	
13	90084-KWA-930	CAP, 14MM .....	1	1	
14	90423-KJ9-000	WASHER, 7.2X13X1.2 .....	1	1	
15	90441-706-000	WASHER, SEALING, 6MM .....	1	1	
16	90599-767-C10	WASHER, THRUST, 12X23X2 .....	1	1	
17	90678-MR1-690	CLIP, HOSE .....	2	2	
18	91202-KTW-901	OIL SEAL, 12X26X5 .....	1	1	
19	91303-377-000	O-RING, 13.8X2.5 .....	1	1	
20	91307-035-000	O-RING, 18X3 .....	1	1	
21	94301-08140	DOWEL PIN, 8X14 .....	2	2	
22	94301-10160	DOWEL PIN, 10X16 .....	2	2	

E-8

## GENERATOR

D10



K043E0800

Ref. No.	L.O.N.	(Relative ref. Number) Description	F.R.T.
1	612131	OUTER, STARTING CLUTCH .....	1.8
2	613105	ROTOR OR FLYWHEEL .....	1.8
3	6131A3	STATOR .....	1.8

Ref. No.	Part No.	Description	Reqd. QTY		Serial No.	Parts catalogue code
			NSS 300 D	NSS 300A D		
1	28125-HN5-671	OUTER COMP., STARTING CLUTCH	1	1		
2	31110-K04-931	FLYWHEEL COMP.(MITSUBA) .....	1	1		
3	31120-K04-931	STATOR COMP.(MITSUBA) .....	1	1		
4	90002-KVZ-630	BOLT, SOCKET, 6MM .....	6	6		
5	90023-MV9-670	BOLT, FLANGE, 10MM .....	1	1		
6	90402-KTW-900	WASHER, 10MM .....	1	1		
7	96001-06016-00	BOLT, FLANGE, 6X16 .....	2	2		
8	96001-06032-00	BOLT, FLANGE, 6X32 .....	4	4		

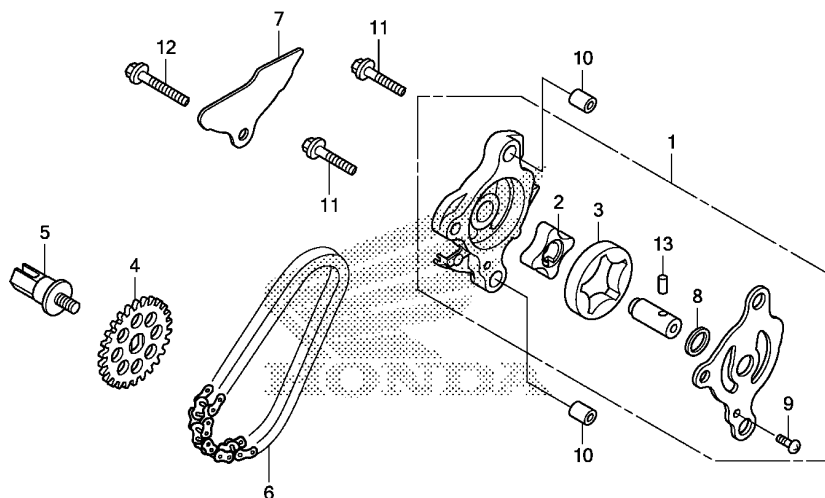
2



E-11

## OIL PUMP

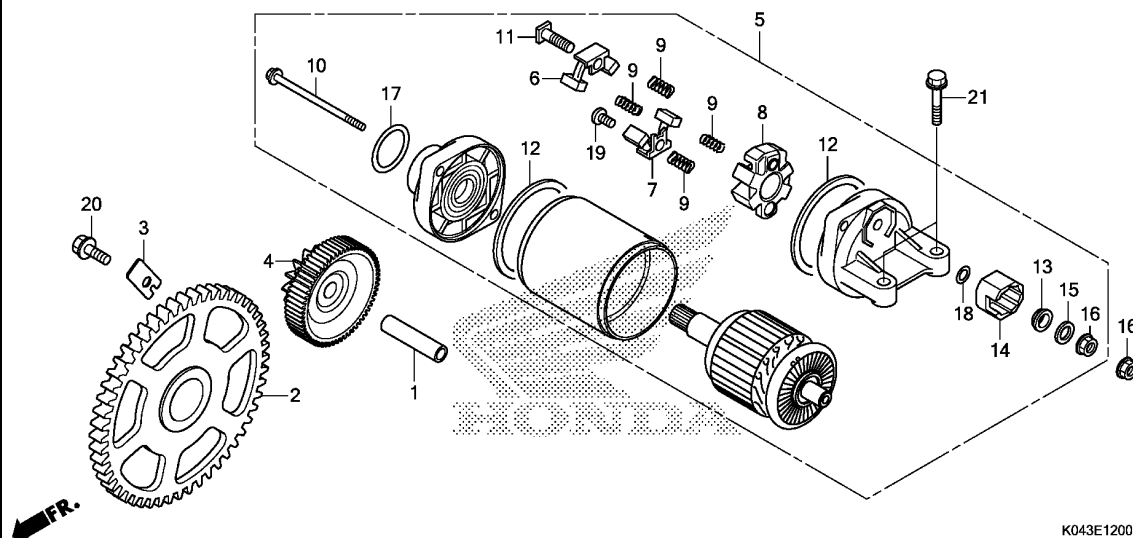
D11



K043E1100

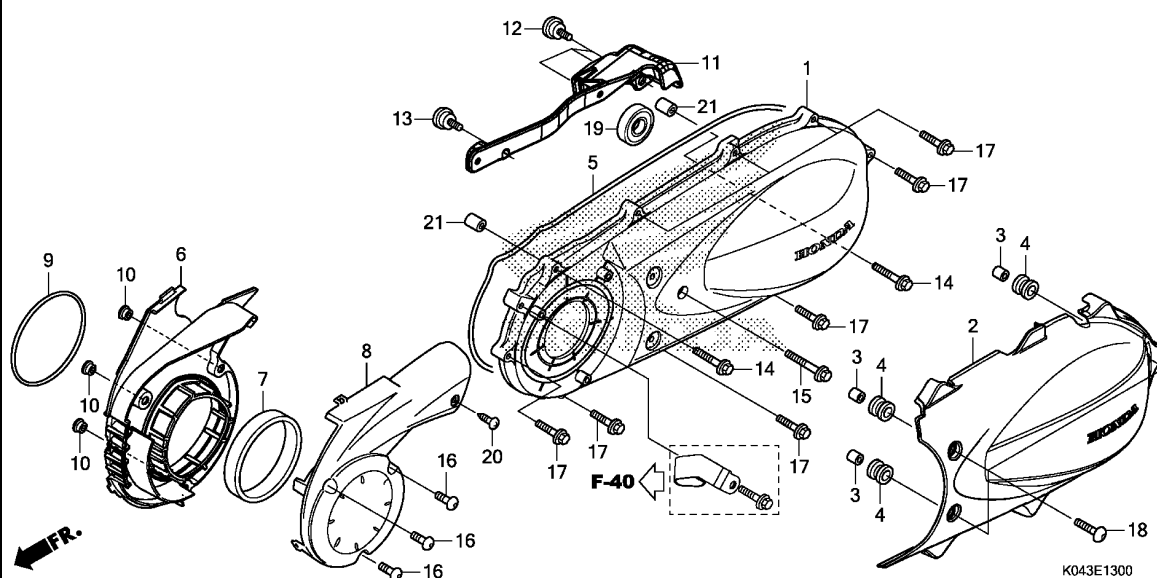
Ref. No.	L.O.N.	(Relative ref. Number) Description	F.R.T.
1		(2,3)	
113105		PUMP ASSY., OIL .....	2.0
4 113111		SPROCKET, OIL PUMP DRIVEN ....	1.5
6 113122		CHAIN, OIL PUMP DRIVE .....	3.3

Ref. No.	Part No.	Description	Reqd. QTY		Serial No.	Parts catalogue code
			NSS 300 D	NSS 300A D		
1	15100-KTW-900	PUMP ASSY., OIL .....	1	1		
2	15121-MG3-000	ROTOR, INNER .....	1	1		
3	15122-MG3-000	ROTOR, OUTER .....	1	1		
4	15134-K04-930	SPROCKET, OIL PUMP DRIVEN(26T)	1	1		
5	15135-K04-930	BOLT, SPECIAL OIL PUMP .....	1	1		
6	15141-K04-931	CHAIN, OIL PUMP(54L)(DAIDO) -	1	1		
7	15711-KTW-900	PLATE, OIL SEPARATOR .....	1	1		
8	90456-333-000	WASHER, THRUST, 11MM .....	1	1		
9	93500-03008-0A	SCREW, PAN, 3X8 .....	1	1		
10	94301-08140	DOWEL PIN, 8X14 .....	2	2		
11	95701-06030-00	BOLT, FLANGE, 6X30 .....	2	2		
12	95701-06050-00	BOLT, FLANGE, 6X50 .....	1	1		
13	96220-40158	ROLLER, 4X15.8 .....	1	1		



Ref. No.	L.O.N.	(Relative ref. Number) Description	F.R.T.
2	612120	GEAR, STARTER DRIVEN .....	1.6
4	612125	GEAR, STARTER REDUCTION .....	1.6
5		(17)	
6	612105	MOTOR, STARTING .....	0.9
		(7,8,9,12)	
6	6121A4	TERMINAL, BRUSH(STARTER) .....	1.0
		.NOTE: Same time for two units	

Ref. No.	Part No.	Description	Reqd. QTY	Serial No.	Parts catalogue code
			NSS 300 D		
1	28102-ME9-000	PIN, 10X44 .....	1	1	
2	28110-K04-930	GEAR COMP., STARTER DRIVEN (52T)	1	1	
3	28115-KTW-900	GUIDE, STARTING DRIVEN GEAR	1	1	
4	28131-K04-930	GEAR, STARTER REDUCTION (62T/13T)	1	1	
5	31200-KTW-B01	MOTOR ASSY., STARTER .....	1	1	
6	31201-MEW-921	BRUSH SET A, CARBON .....	1	1	
7	31202-MEW-921	BRUSH SET B, CARBON .....	1	1	
8	31203-MEW-921	HOLDER, BRUSH .....	1	1	
9	31204-MEW-921	SPRING, CARBON BRUSH .....	4	4	
10	31205-HP5-601	BOLT, SETTING .....	2	2	
11	31206-MEW-921	BOLT, TERMINAL .....	1	1	
12	31207-HP5-601	RING .....	2	2	
13	31208-MEW-921	INSULATOR .....	1	1	
14	31209-MEW-921	STOPPER, TERMINAL .....	1	1	
15	31210-MEW-921	WASHER .....	1	1	
16	90071-MB0-000	NUT-WASHER, 6MM .....	2	2	
17	91309-425-003	O-RING, 24.4X3.1(ARAI) .....	1	1	
18	91320-MB0-000	O-RING, 4X2 .....	1	1	
19	93892-05012-08	SCREW-WASHER, 5X12 .....	1	1	
20	95701-06014-00	BOLT, FLANGE, 6X14 .....	1	1	
21	95701-06025-00	BOLT, FLANGE, 6X25 .....	2	2	



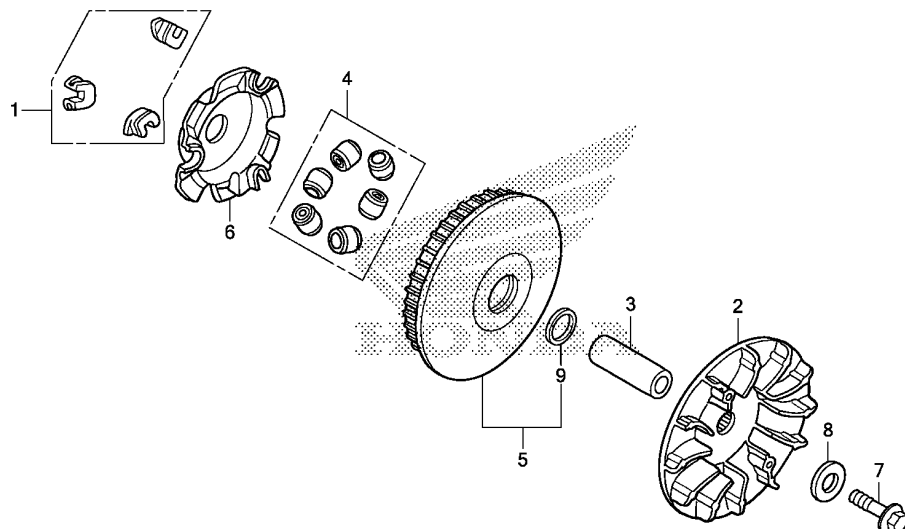
Ref. No.	L.O.N.	(Relative ref. Number) Description	F.R.T.
1	1101A6	COVER, CRANKCASE :LEFT .....	0.6
2	1101P2	COVER, CRANKCASE OUTER :LEFT ..	0.1
5	1101A3	GASKET, CRANKCASE COVER :LEFT ..	0.4
7	1101H5	ELEMENT, BELT COVER DUCT .....	0.2
8		(6,9)	
	1101H4	DUCT, BELT COVER .....	0.2
19	2101H8	BEARING, DRIVESHAFT :LEFT COVER SIDE .....	0.6

Ref. No.	Part No.	Description	Reqd. QTY	Serial No.	Parts catalogue code
			NSS 300 D	NSS 300A D	
1	11341-K04-931	COVER, L. ....	1	1	
2	11350-K04-930	COVER COMP., L. SIDE OUTER ..	1	1	
3	11355-KWN-700	COLLAR, L. SIDE OUTER COVER ..	3	3	
4	11356-KWN-700	RUBBER, L. SIDE OUTER COVER ..	3	3	
5	11395-KTW-900	GASKET, L. CRANKCASE COVER ..	1	1	
6	19411-K04-930	DUCT COMP., BELT COVER .....	1	1	
7	19412-KTW-900	ELEMENT, BELT COVER DUCT .....	1	1	
8	19414-KTW-901	CAP, DUCT COVER .....	1	1	
9	19415-KTW-900	SEAL, BELT COVER DUCT .....	1	1	
10	19416-KEY-900	COLLAR .....	3	3	
11	32112-K04-930	PROTECTOR, SPEED SENSOR .....	1	1	
12	90001-K04-930	BOLT, SOCKET, 6X18 .....	3	3	
13	90002-K04-930	BOLT, SOCKET, 6X22 .....	1	1	
14	90004-GHB-710	BOLT, FLANGE, 6X40(NSHF) .....	2	2	
15	90004-GHB-730	BOLT, FLANGE, 6X50(NSHF) .....	1	1	
16	90006-K04-930	BOLT, SPECIAL, 6X18 .....	3	3	
17	90007-K04-930	BOLT, FLANGE, 6X32(NSHF) .....	8	8	
18	90085-K04-930	BOLT, SPECIAL, 6X22 .....	3	3	
19	91008-K04-931	BEARING, RADIAL BALL, 6004UU	1	1	
20	93903-34480	SCREW, TAPPING, 4X16 .....	1	1	
21	94301-08140	DOWEL PIN, 8X14 .....	2	2	

E-16

## DRIVE FACE

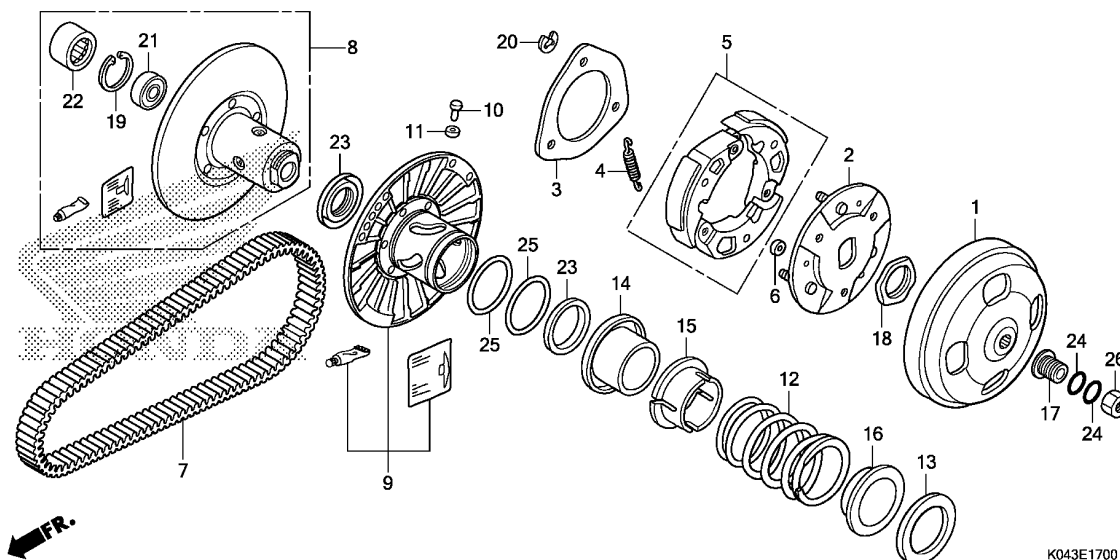
D14



Ref. No.	L.O.N.	(Relative ref. Number) Description	F.R.T.
2	2111A0	FACE, DRIVE ..... (1,6)	0.6
4	2111A4	ROLLER, WEIGHT .....	0.6
5	2111A1	FACE, MOVABLE DRIVE .....	0.6

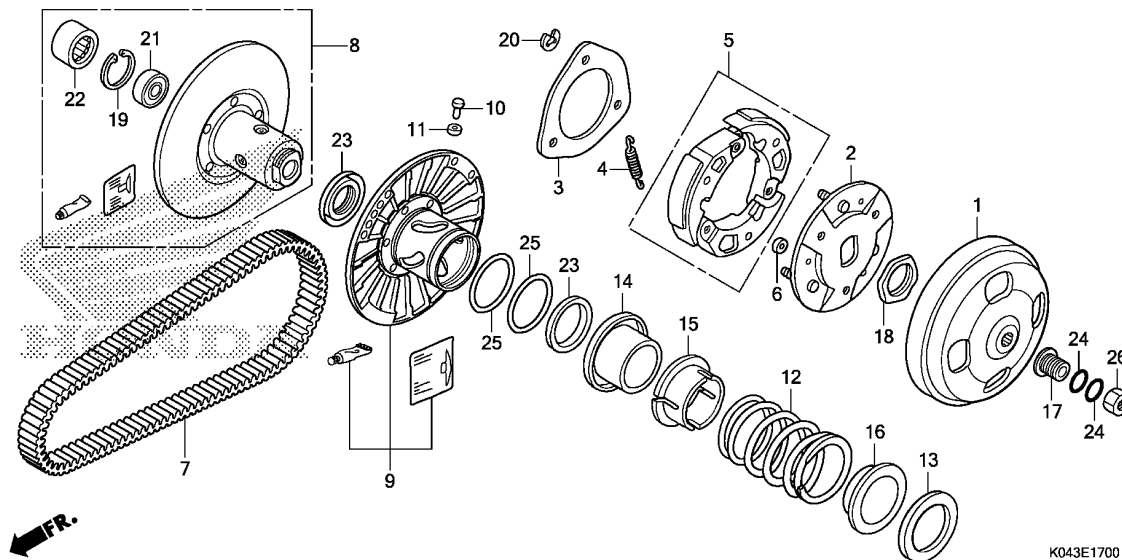
Ref. No.	Part No.	Description	Reqd. QTY		Serial No.	Parts catalogue code
			NSS 300 D	NSS 300A D		
1	22011-K04-930	PIECE SET, SLIDE .....	1	1		
2	22102-KTW-900	FACE, DRIVE .....	1	1		
3	22104-KSV-J20	BOSS B, DRIVE FACE .....	1	1		
4	22123-KVZ-640	ROLLER SET, WEIGHT .....	1	1		
5	22130-KTW-901	FACE COMP. B, MOVABLE DRIVE ..	1	1		
6	22131-KTW-900	PLATE, RAMP .....	1	1		
7	90023-MV9-670	BOLT, FLANGE, 10MM .....	1	1		
8	90401-KTW-900	WASHER, 10.5X29X4 .....	1	1		
9	91203-KSV-J21	OIL SEAL, 30X37X3.5 .....	1	1		

2

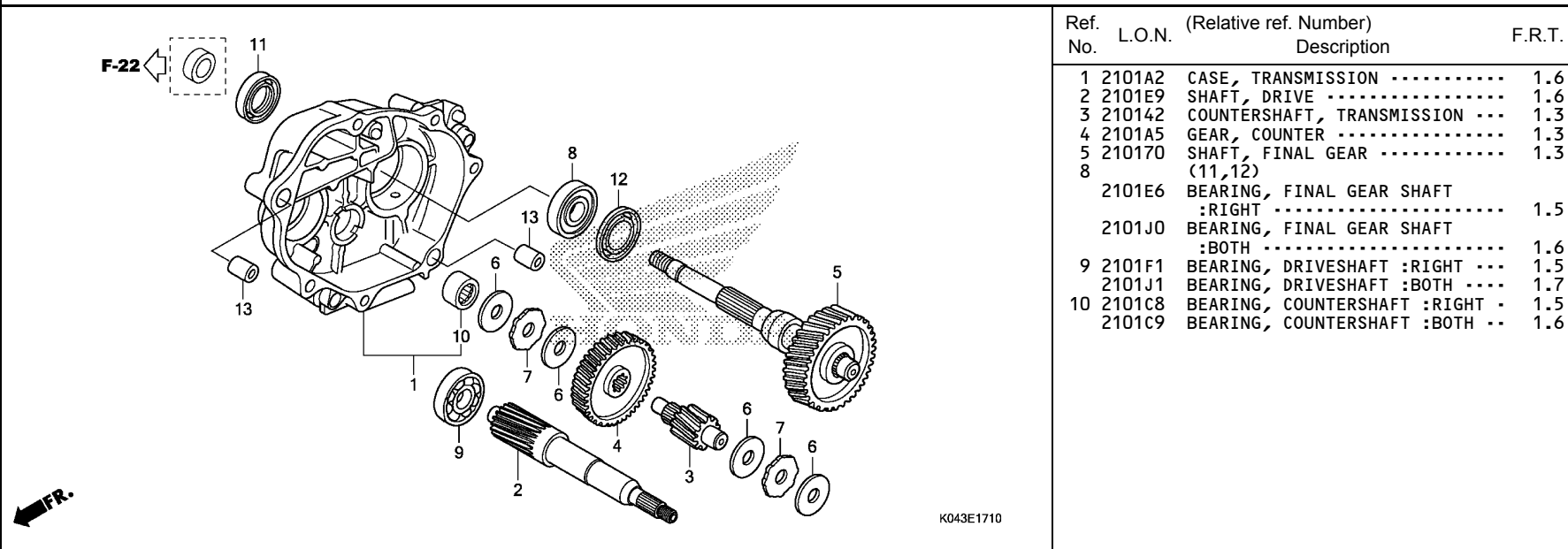


Ref. No.	L.O.N.	(Relative ref. Number) Description	F.R.T.
1	2121A0	OUTER, CLUTCH .....	0.5
5		(2,4)	
5	2121A6	WEIGHT SET, CLUTCH .....	1.0
7	2111B2	BELT, DRIVE .....	0.6
8		(10,11,14)	
8	2111A2	FACE, DRIVEN .....	0.9
9		(23,25)	
9	2111A3	FACE, MOVABLE DRIVEN .....	1.0
12		(15,16)	
12	2111A7	SPRING, DRIVEN FACE .....	0.8
22		(21)	
22	2111A8	BEARING, DRIVEN FACE .....	1.1
	2111A8A	.Replace 1 bearing add .....	0.1

Ref. No.	Part No.	Description	Reqd. QTY	Serial No.	Parts catalogue code
			NSS 300 D	NSS 300A D	
1	22100-KFG-000	OUTER COMP., CLUTCH .....	1	1	
2	22350-KFG-000	PLATE COMP., DRIVE .....	1	1	
3	22361-KFG-000	PLATE, CLUTCH SIDE .....	1	1	
4	22401-KEY-900	SPRING, CLUTCH .....	3	3	
5	22535-KVZ-630	WEIGHT SET, CLUTCH .....	1	1	
6	22804-GB2-000	RUBBER, CLUTCH DAMPER .....	3	3	
7	23100-K04-931	BELT, DRIVE (MITSUBOSHI) .....	1	1	
8	23205-KTW-900	FACE SET, DRIVEN .....	1	1	
9	23224-KTW-900	FACE SET, MOVABLE DRIVEN .....	1	1	
10	23225-KM1-010	PIN, ROLLER GUIDE .....	4	4	
11	23226-KM1-010	ROLLER, GUIDE .....	4	4	
12	23233-KTW-900	SPRING, DRIVEN FACE .....	1	1	
13	23236-KSV-J10	SEAT, DRIVEN FACE SPRING .....	1	1	
14	23237-KSV-J10	COLLAR, SEAL .....	1	1	
15	23238-KSV-J10	COLLAR A, SPRING GUIDE .....	1	1	
16	23239-KSV-J10	COLLAR B, SPRING GUIDE .....	1	1	
17	23415-KVZ-K10	COLLAR, DRIVE SHAFT .....	1	1	
18	90202-KM1-000	NUT, SPECIAL, 30MM .....	1	1	
19	90603-KSV-J10	CIRCLIP, INTERNAL, 28MM .....	1	1	
20	90605-166-720	CIRCLIP, 7MM .....	3	3	
21	91002-GA7-701	BEARING, RADIAL BALL, 6902U (NTN)	1	1	
	91002-GA7-702	BEARING, RADIAL BALL, 6902U (FUJIKOSHI)	1	1	
22	91002-KPB-003	BEARING, NEEDLE, 25X33X18 ...	1	1	

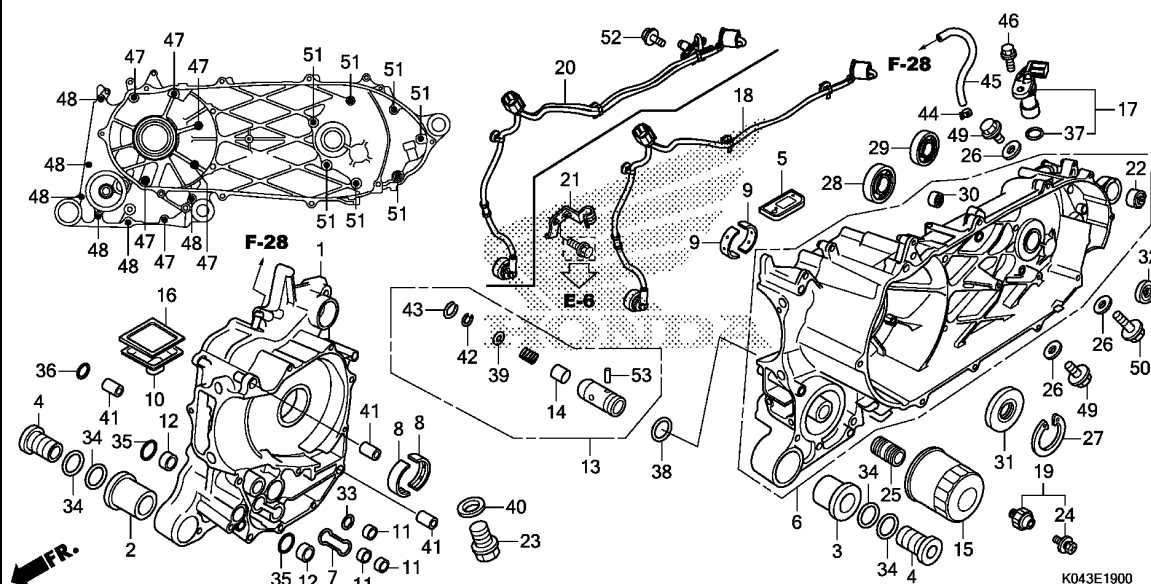


Ref. No.	Part No.	Description	Reqd. QTY		Serial No.	Parts catalogue code
			NSS 300 D	NSS 300A D		
23	91211-KM1-005	SEAL, DRIVEN FACE, 40X47X4 ..	2	2		
24	91301-K04-930	O-RING, 16.5X1.5 .....	2	2		
25	91352-KM1-003	O-RING, 47X1.9(NOK) .....	2	2		
	91352-KM1-005	O-RING, 47X1.9(ARAI) .....	2	2		
26	94001-12200-0S	NUT, HEX., 12MM .....	1	1		



Ref. No.	L.O.N.	(Relative ref. Number) Description	F.R.T.
1	2101A2	CASE, TRANSMISSION .....	1.6
2	2101E9	SHAFT, DRIVE .....	1.6
3	210142	COUNTERSHAFT, TRANSMISSION ...	1.3
4	2101A5	GEAR, COUNTER .....	1.3
5	210170	SHAFT, FINAL GEAR .....	1.3
8		(11,12)	
	2101E6	BEARING, FINAL GEAR SHAFT :RIGHT .....	1.5
	2101J0	BEARING, FINAL GEAR SHAFT :BOTH .....	1.6
9	2101F1	BEARING, DRIVESHAFT :RIGHT ...	1.5
	2101J1	BEARING, DRIVESHAFT :BOTH ...	1.7
10	2101C8	BEARING, COUNTERSHAFT :RIGHT ..	1.5
	2101C9	BEARING, COUNTERSHAFT :BOTH ..	1.6

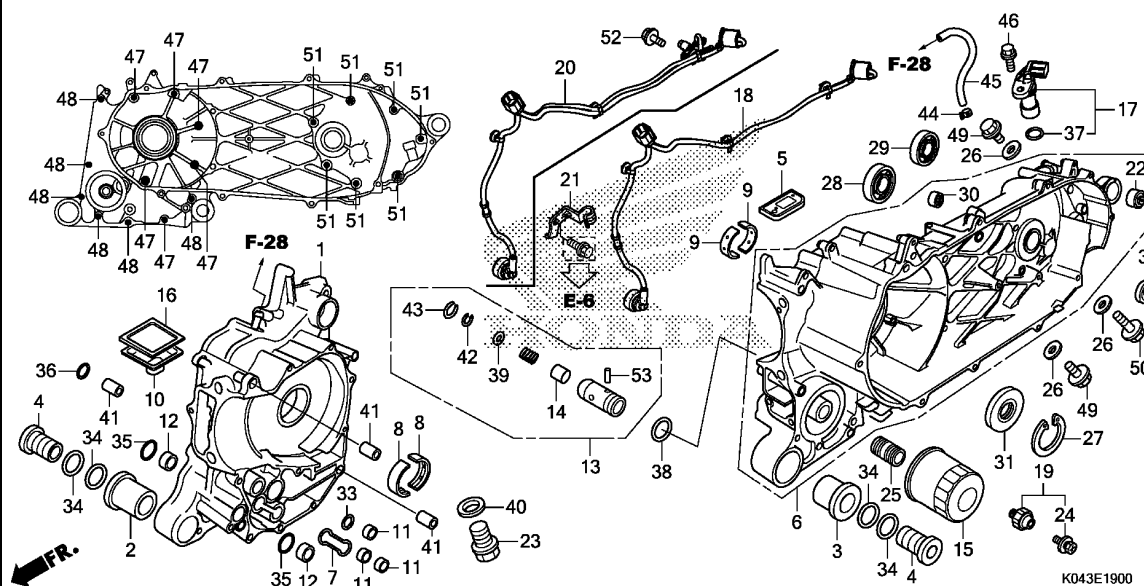
Ref. No.	Part No.	Description	Reqd. QTY NSS 300 D	NSS 300A D	Serial No.	Parts catalogue code
1	21300-K04-930	CASE COMP., MISSION .....	1	1		
2	23411-K04-930	SHAFT, DRIVE(18T) .....	1	1		
3	23421-K04-930	SHAFT, COUNTER(12T) .....	1	1		
4	23422-K04-930	GEAR, COUNTER(44T) .....	1	1		
5	23430-K04-930	GEAR COMP., FINAL(37T) .....	1	1		
6	90411-KTW-B00	WASHER, 14X42X1 .....	4	4		
7	90412-K04-930	WASHER, SIDE, 14MM .....	2	2		
8	91006-KAB-004	BEARING, RADIAL BALL, 6205-2NSG	1	1		
9	91007-K04-931	BEARING, RADIAL BALL, 6302 ..	1	1		
10	91106-KM1-013	BEARING, NEEDLE, 14X22X16 ...	1	1		
11	91251-KSV-J11	DUST SEAL, 34X46X8 .....	1	1		
12	91253-KM1-003	OIL SEAL, 34X52X5(NOK) .....	1	1		
13	94301-12160	PIN A, DOWEL, 12X16 .....	2	2		



Ref. No.	L.O.N.	(Relative ref. Number) Description	F.R.T.
1	110120	CRANKCASE :RIGHT ..... .INCLUDES: Engine removal and installation	5.3
5	1101L3	ONE WAY VALVE, CRANKCASE ..... .INCLUDES: Engine removal and installation	4.8
6	110115	CRANKCASE :LEFT ..... .INCLUDES: Engine removal and installation	5.7
	1101A2	CRANKCASE :BOTH ..... .INCLUDES: Engine removal and installation	5.9
8	1101B7	BEARING, CRANKSHAFT :RIGHT ... .INCLUDES: Engine removal and installation	5.2
9	1101B6	BEARING, CRANKSHAFT :LEFT .... .INCLUDES: Engine removal and installation	5.2
	1101G0	BEARING, CRANKSHAFT :BOTH .... .INCLUDES: Engine removal and installation	5.4
10	1131B6	STRAINER, OIL .....	1.4
13	113126	VALVE, RELIEF ..... .INCLUDES: Engine removal and installation	4.8

Ref. No.	Part No.	Description	Reqd. QTY NSS 300 D	NSS 300A D	Serial No.	Parts catalogue code
1	11100-K04-932	CRANKCASE COMP., R. ....	1	1		
2	11103-K04-930	BUSH, R. OUTER ENGINE HANGER	1	1		
3	11104-K04-930	BUSH, L. OUTER ENGINE HANGER	1	1		
4	11105-KTW-900	BUSH, INNER ENGINE HANGER ...	2	2		
5	11110-KTW-901	VALVE COMP., REED .....	1	1		
6	11200-K04-931	CRANKCASE COMP., L. ....	1	1		
7	11205-KTW-900	GASKET, OIL PATH .....	1	1		
8	13312-KTW-901	BEARING A, CRANKSHAFT R. SIDE (BLUE)	2	2		
	13313-KTW-901	BEARING B, CRANKSHAFT R. SIDE (BLACK)	2	2		
	13314-KTW-901	BEARING C, CRANKSHAFT R. SIDE (BROWN)	2	2		
	13315-KTW-901	BEARING D, CRANKSHAFT R. SIDE (GREEN)	2	2		
	13316-KTW-901	BEARING E, CRANKSHAFT R. SIDE (BLUE/BLUE) (O.S.)	(2)	(2)		
	13317-KTW-901	BEARING F, CRANKSHAFT R. SIDE (BLACK/BLACK) (O.S.)	(2)	(2)		
	13318-KTW-901	BEARING G, CRANKSHAFT R. SIDE (BROWN/BROWN) (O.S.)	(2)	(2)		
	13319-KTW-901	BEARING H, CRANKSHAFT R. SIDE (GREEN/GREEN) (O.S.)	(2)	(2)		
9	13322-KTW-901	BEARING A, CRANKSHAFT L. SIDE (BLUE)	2	2		
	13323-KTW-901	BEARING B, CRANKSHAFT L. SIDE (BLACK)	2	2		

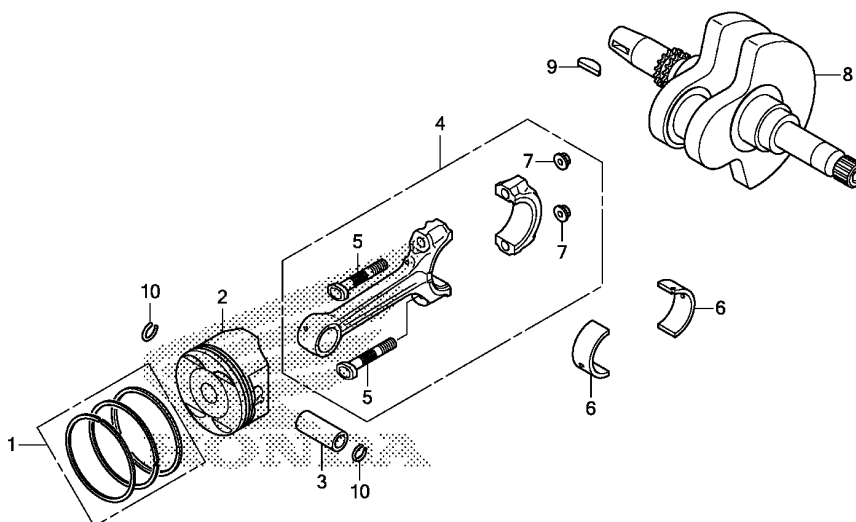




Ref. No.	L.O.N.	(Relative ref. Number) Description	F.R.T.
15	113180	CARTRIDGE, OIL FILTER .....	0.2
16	1131B5	SCREEN, OIL FILTER .....	1.4
17	617198	SENSOR, SPEEDOMETER .....	1.2
18	6111A3	SUB CORD, SPEED SENSOR .....	1.2
19	615160	SWITCH, OIL PRESSURE .....	0.2
20	617197	SENSOR, WHEEL SPEED :REAR ...	1.3
28	2101F0	BEARING, DRIVESHAFT :LEFT ....	1.6
	2101J1	BEARING, DRIVESHAFT :BOTH ....	1.7
29	2101E5	BEARING, FINAL GEAR SHAFT :LEFT .....	1.5
	2101J0	BEARING, FINAL GEAR SHAFT :BOTH .....	1.6
30	2101C7	BEARING, COUNTERSHAFT :LEFT ..	1.5
	2101C9	BEARING, COUNTERSHAFT :BOTH ..	1.6
31	110131	OIL SEAL, CRANKSHAFT :LEFT ... .INCLUDES: Engine removal and installation	4.9
32	2101E7	OIL SEAL, DRIVESHAFT .....	1.6

Ref. No.	Part No.	Description	Reqd. QTY NSS 300 D	NSS 300A D	Serial No.	Parts catalogue code
(9)	13324-KTW-901	BEARING C, CRANKSHAFT L. SIDE (BROWN)	2	2		
	13325-KTW-901	BEARING D, CRANKSHAFT L. SIDE (GREEN)	2	2		
	13326-KTW-901	BEARING E, CRANKSHAFT L. SIDE (BLUE/BLUE) (O.S.)	(2)	(2)		
	13327-KTW-901	BEARING F, CRANKSHAFT L. SIDE (BLACK/BLACK) (O.S.)	(2)	(2)		
	13328-KTW-901	BEARING G, CRANKSHAFT L. SIDE (BROWN/BROWN) (O.S.)	(2)	(2)		
	13329-KTW-901	BEARING H, CRANKSHAFT L. SIDE (GREEN/GREEN) (O.S.)	(2)	(2)		
10	15153-HN7-000	STRAINER, OIL .....	1	1		
11	15155-300-000	COLLAR, O-RING .....	3	3		
12	15155-HP0-A00	COLLAR, O-RING .....	2	2		
13	15220-KTW-900	VALVE ASSY., RELIEF .....	1	1		
14	15231-413-020	VALVE, RELIEF .....	1	1		
15	15410-MFJ-D01	CARTRIDGE, OIL FILTER (TOYO ROKI)	1	1		
16	15421-K04-930	SCREEN, OIL FILTER .....	1	1		
17	28810-R90-013	PICK UP ASSY.(TOYO) .....	1	1		
18	32105-K04-930	SUB CORD, ENGINE .....	1	-		
19	35500-MEH-661	SWITCH ASSY., OIL PRESSURE (DENSO)	1	1		
20	38510-K04-971	SENSOR, RR. WHEEL SPEED .....	-	1		

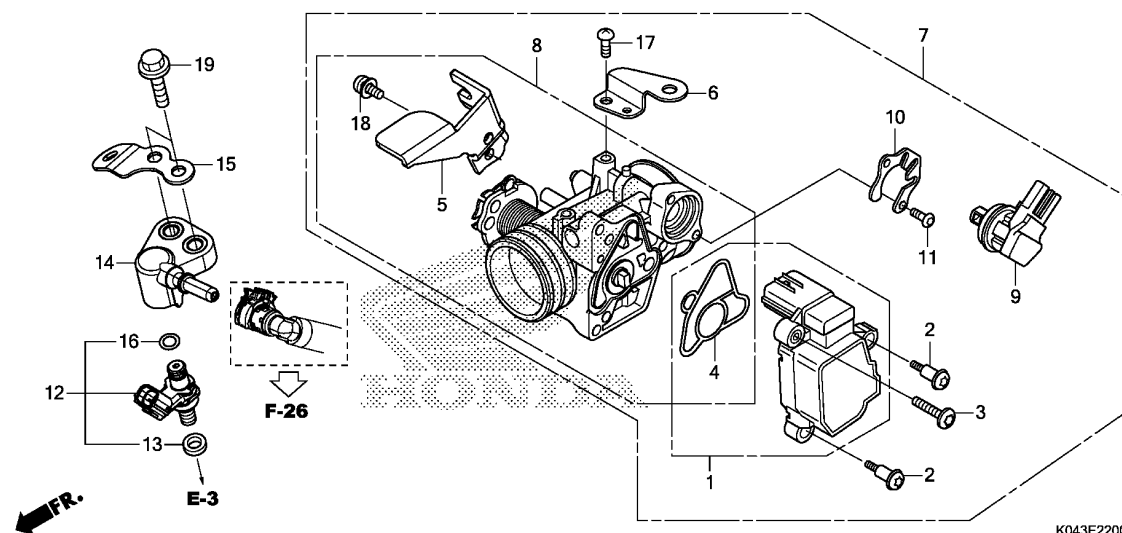
Ref. No.	Part No.	Description	Reqd. QTY		Serial No.	Parts catalogue code
			NSS 300 D	NSS 300A D		
21	38515-KTW-900	GUIDE, OIL PRESSURE SWITCH				
		CORD	1	1		
22	52108-KTW-B00	BUSH, DAMPER .....	1	1		
23	90002-KTW-900	BOLT, DRAIN PLUG, 12MM .....	1	1		
24	90002-PA6-003	BOLT-WASHER, 4X8(DENSO) .....	1	1		
25	90019-MGZ-J00	BOSS, OIL FILTER .....	1	1		
26	90474-333-000	WASHER, SEALING, 8MM .....	3	3		
27	90601-K04-930	CIRCLIP, INTERNAL, 65 .....	1	1		
28	91005-KPB-003	BEARING, RADIAL BALL, 6205SPL	1	1		
29	91102-GE1-711	BEARING, RADIAL BALL, 6204 (TOYO)	1	1		
30	91105-KTW-901	BEARING, NEEDLE, 14X22X20 ...	1	1		
31	91201-K04-931	OIL SEAL, 33X64X7 .....	1	1		
32	91251-KPB-003	OIL SEAL, 25X35X5 .....	1	1		
33	91303-K04-930	O-RING, 14.8X2.4(NOK) .....	1	1		
34	91304-K04-930	O-RING, 15.8X2.4 .....	4	4		
35	91305-K04-930	O-RING, 16.5X2.5 .....	2	2		
36	91307-K04-930	O-RING, 9.8X2.4 .....	1	1		
37	91309-PX4-003	O-RING, 16X2.1(NOK) .....	1	1		
38	91313-K04-930	O-RING, 14.7X2.2 .....	1	1		
39	94101-05800	WASHER, PLAIN, 5MM .....	1	1		
40	94109-12000	WASHER, DRAIN PLUG, 12MM ....	1	1		
41	94301-10160	DOWEL PIN, 10X16 .....	3	3		
42	94520-12000	CIRCLIP, INTERNAL, 12MM .....	1	1		
43	94601-16000	CLIP, PISTON PIN, 16MM .....	1	1		
44	95002-41000-08	CLAMP, TUBE(D10) .....	1	1		
45	95005-55120-20	TUBE, 5.3X120(95005-55001-20M)	1	1		
46	95701-06016-00	BOLT, FLANGE, 6X16 .....	1	1		
47	95701-06055-00	BOLT, FLANGE, 6X55 .....	6	6		
48	95701-06080-00	BOLT, FLANGE, 6X80 .....	6	6		
49	95701-08012-00	BOLT, FLANGE, 8X12 .....	2	2		
50	95701-08025-00	BOLT, FLANGE, 8X25 .....	1	1		
51	95701-08060-00	BOLT, FLANGE, 8X60 .....	7	7		
52	96001-06016-07	BOLT, FLANGE, 6X16 .....	-	2		
53	96220-30178	ROLLER, 3X17.8 .....	1	1		



K043E2000

Ref. No.	L.O.N.	(Relative ref. Number) Description	F.R.T.
2	111103	(1,3,10) PISTON RING AND/OR PISTON(ONE) (6)	3.0
4	110145	ROD, CONNECTING(ONE) ..... .INCLUDES: Engine removal and installation	5.1
8	1101B5	CRANKSHAFT ..... .INCLUDES: Engine removal and installation	5.7

Ref. No.	Part No.	Description	Reqd. QTY NSS 300 D NSS 300A D	Serial No.	Parts catalogue code
1	13011-KTW-900	RING SET, PISTON(STD.) .....	1 1		
	13021-KTW-900	RING SET, PISTON(O.S. 0.25) -	(1) (1)		
	13031-KTW-900	RING SET, PISTON(O.S. 0.50) -	(1) (1)		
2	13101-K04-930	PISTON(STD) .....	1 1		
	13102-K04-930	PISTON(O.S. 0.25) .....	(1) (1)		
	13103-K04-930	PISTON(O.S. 0.50) .....	(1) (1)		
3	13111-K04-930	PIN, PISTON .....	1 1		
4	13210-KTW-901	ROD ASSY., CONNECTING .....	1 1		
5	13213-ML7-020	BOLT, CONNECTING ROD .....	2 2		
6	13214-MM4-000	BEARING A, CONNECTING ROD (BLUE)	2 2		
	13215-MM4-000	BEARING B, CONNECTING ROD (BLACK)	2 2		
	13216-MM4-000	BEARING C, CONNECTING ROD (BROWN)	2 2		
	13217-MM4-000	BEARING D, CONNECTING ROD (GREEN)	2 2		
	13218-MM4-000	BEARING E, CONNECTING ROD (YELLOW)	2 2		
7	13215-ML7-000	NUT, CONNECTING ROD .....	2 2		
8	13310-KTW-900	CRANKSHAFT .....	1 1		
9	90741-HN5-670	KEY, SPECIAL WOODRUFF, 25X14	1 1		
10	94601-17000	CLIP, PISTON PIN, 17MM .....	2 2		



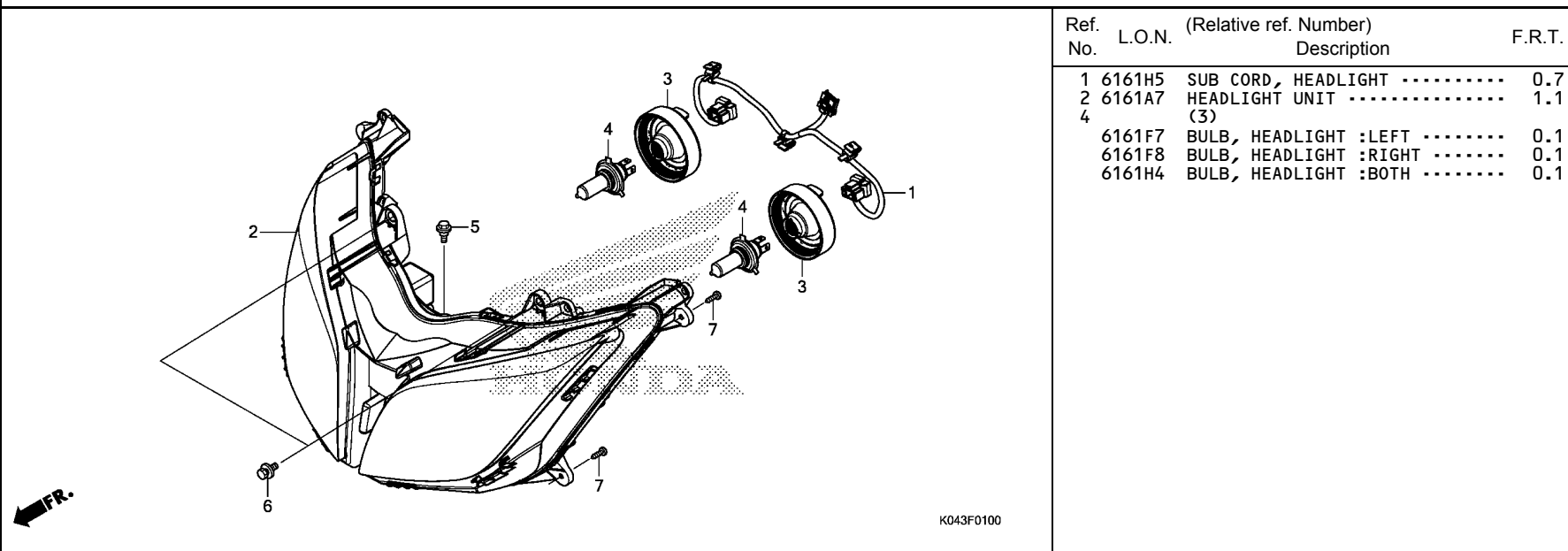
Ref. No.	L.O.N.	(Relative ref. Number) Description	F.R.T.
1	617115	(4) SENSOR, THROTTLE .....	0.6
7	311132	BODY ASSY., THROTTLE .....	0.7
8	311130	BODY, THROTTLE .....	0.8
9	3111N5	VALVE, IDLE AIR CONTROL .....	0.6
12	311145	(13,14,16) INJECTOR, FUEL .....	0.7

Ref. No.	Part No.	Description	Reqd. QTY	Serial No.	Parts catalogue code
			NSS 300 D		
1	16060-GFZ-003	SENSOR SET .....	1	1	
2	16081-KPH-701	SCREW, TORX, 5X8.7 .....	2	2	
3	16082-KPH-701	SCREW, TORX, 5X17 .....	1	1	
4	16083-KTR-941	O-RING, THROTTLE BODY .....	1	1	
5	16169-K04-931	STAY, WIRE .....	1	1	
6	16196-KTW-901	STAY, HARNESS CLAMPER .....	1	1	
7	16400-K04-931	THROTTLE BODY ASSY.(GQBHA A) .....	1	1	
8	16410-K04-931	BODY SET .....	1	1	
9	16430-KTW-911	VALVE ASSY., IDLE AIR CONTROL .....	1	1	
10	16432-GFM-901	PLATE, IDLE AIR CONTROL VALVE .....	1	1	
11	16433-HN8-A61	SCREW, TORX .....	2	2	
12	16450-MGC-D21	INJECTOR ASSY., FUEL .....	1	1	
13	16472-KPC-D50	RING, SEAL .....	1	1	
14	17565-K04-930	JOINT COMP., INJECTOR .....	1	1	
15	17571-K04-930	STAY, HARNESS .....	1	1	
16	91301-GGL-J01	O-RING, 6.3X2.2 .....	1	1	
17	93500-05010-1H	SCREW, PAN, 5X10 .....	1	1	
18	93892-05012-18	SCREW-WASHER, 5X12 .....	1	1	
19	95701-06025-00	BOLT, FLANGE, 6X25 .....	2	2	

F-1

## HEADLIGHT

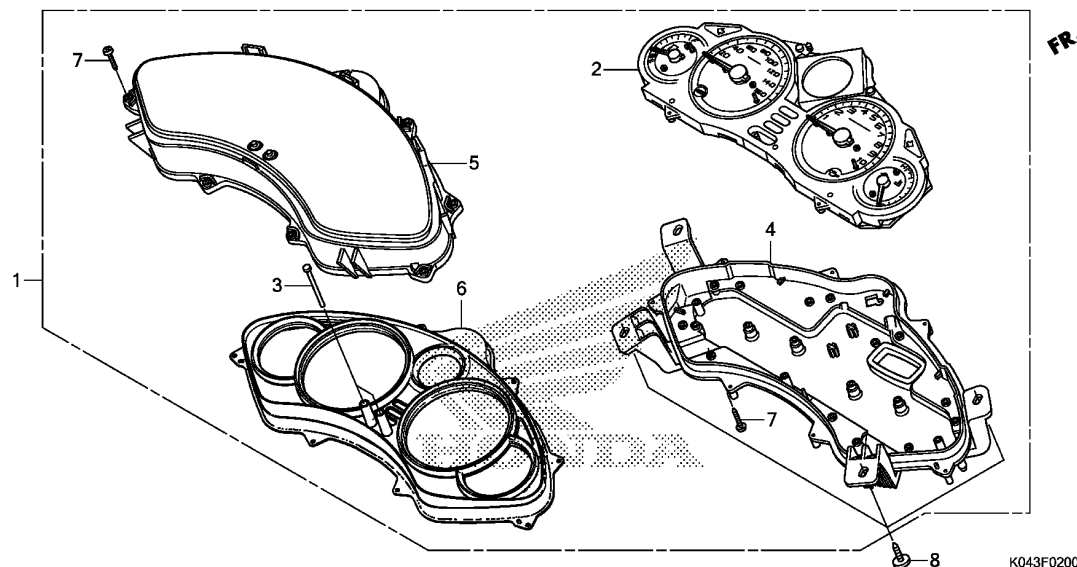
F 1



Ref. No.	L.O.N.	(Relative ref. Number) Description	F.R.T.
1	6161H5	SUB CORD, HEADLIGHT .....	0.7
2	6161A7	HEADLIGHT UNIT .....	1.1
4		(3)	
	6161F7	BULB, HEADLIGHT :LEFT .....	0.1
	6161F8	BULB, HEADLIGHT :RIGHT .....	0.1
	6161H4	BULB, HEADLIGHT :BOTH .....	0.1

3

Ref. No.	Part No.	Description	Reqd. QTY		Serial No.	Parts catalogue code
			NSS 300 D	NSS 300A D		
1	32102-K04-930	SUB CORD, HEADLIGHT .....	1	1		
2	33102-K04-931	HEADLIGHT UNIT .....	1	1		
3	33112-KWR-003	COVER, RUBBER .....	2	2		
4	34901-KZL-841	BULB, HEADLIGHT(12V 35/35W) ..	2	2		
5	90123-K04-930	BOLT, HEADLIGHT(6MM) .....	1	1		
6	93404-06014-00	BOLT-WASHER, 6X14 .....	2	2		
7	93903-35320	SCREW, TAPPING, 5X16 .....	4	4		



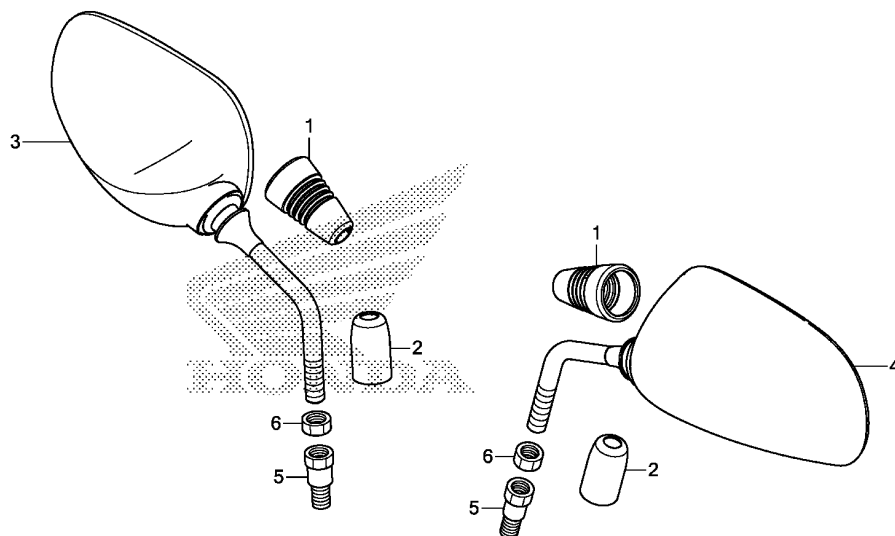
Ref. No.	L.O.N.	(Relative ref. Number) Description	F.R.T.
1	8121A1	METER ASSY., COMBINATION .....	1.1
2	8121A2	METER, COMBINATION .....	1.3
4	8121B3	CASE, METER .....	1.2
5	8121B7	LENS, METER .....	1.1
6	4131A3	PLATE, REFLECTING .....	1.1

Ref. No.	Part No.	Description	Reqd. QTY	Serial No.	Parts catalogue code
			NSS 300 D	NSS 300A D	
1	37100-K04-911	METER ASSY., COMBINATION (MPH/KPH)	1	-	E
	37100-K04-931	METER ASSY., COMBINATION(KPH)	1	-	ED,F
	37100-K04-701	.....	1	-	KO
	37100-K04-A31	.....	1	-	U
	37100-K04-951	METER ASSY., COMBINATION (MPH/KPH)	-	1	E
	37100-K04-971	METER ASSY., COMBINATION(KPH)	-	1	ED,F
	37100-K04-711	.....	-	1	KO
	37100-K04-A81	.....	-	1	U
2	37110-K04-911	METER COMP., COMBINATION .....	1	-	E
	37110-K04-931	.....	1	-	ED,F
	37110-K04-701	.....	1	-	KO
	37110-K04-A31	.....	1	-	U
	37110-K04-951	.....	-	1	E
	37110-K04-971	.....	-	1	ED,F
	37110-K04-711	.....	-	1	KO
	37110-K04-A81	.....	-	1	U
3	37202-KSV-J20	ROD, SWITCH EXTENSION .....	2	2	
4	37211-KSV-J20	CASE, LOWER .....	1	1	
5	37212-KSV-J21	LENS ASSY. ....	1	1	
6	37213-K04-931	PLATE ASSY., REFLECTING .....	1	1	
7	93903-22420	SCREW, TAPPING, 3X16 .....	21	21	
8	93903-35320	SCREW, TAPPING, 5X16 .....	4	4	

F-3

## MIRROR

F 3



FR.

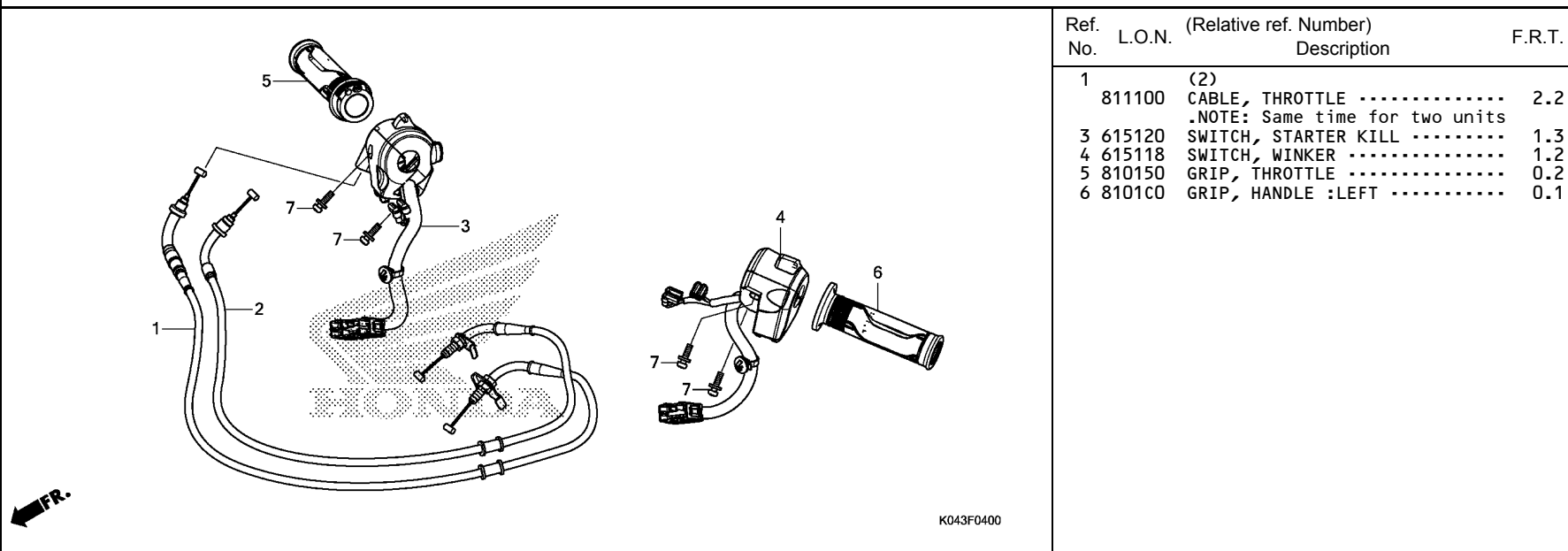
K043F0300

Ref. No.	L.O.N.	(Relative ref. Number) Description	F.R.T.
----------	--------	---------------------------------------	--------

NO INFORMATION .....

Ref. No.	Part No.	Description	Reqd. QTY		Serial No.	Parts catalogue code
			NSS 300 D	NSS 300A D		
1	88114-KWN-900	BOOT, MIRROR .....	2	2		
2	88115-KWN-900	CAP, LOCK NUT .....	2	2		
3	88210-K04-930	MIRROR COMP., R. ....	1	1		
4	88220-K04-930	MIRROR COMP., L. ....	1	1		
5	90103-KZR-701	BOLT B, ADAPTER, 10MM .....	2	2		
6	90302-KZR-701	NUT, HEX., 10MM (LEFT HAND THREAD)	2	2		

3



Ref. No.	L.O.N.	(Relative ref. Number) Description	F.R.T.
1		(2)	
811100		CABLE, THROTTLE .....	2.2
		.NOTE: Same time for two units	
3	615120	SWITCH, STARTER KILL .....	1.3
4	615118	SWITCH, WINKER .....	1.2
5	810150	GRIP, THROTTLE .....	0.2
6	8101C0	GRIP, HANDLE :LEFT .....	0.1

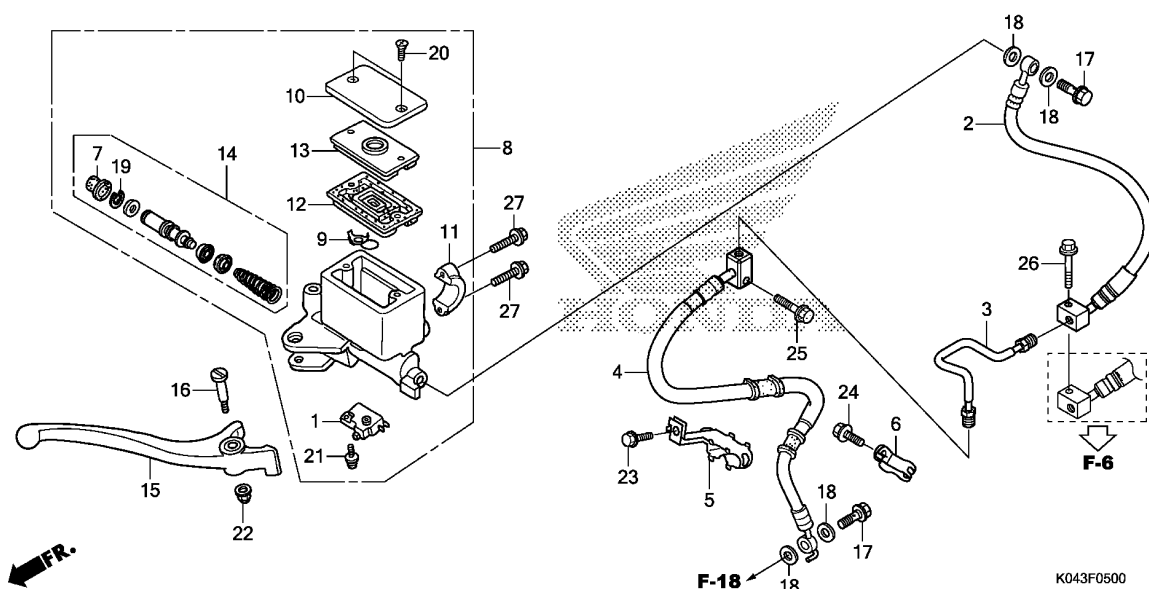
Ref. No.	Part No.	Description	Reqd. QTY		Serial No.	Parts catalogue code
			NSS 300 D	NSS 300A D		
1	17910-K04-931	CABLE COMP. A, THROTTLE .....	1	1		
2	17920-K04-931	CABLE COMP. B, THROTTLE .....	1	1		
3	35130-K04-931	SWITCH ASSY., ENGINE STOP ...	1	1		
4	35200-K04-931	SWITCH ASSY., WINKER .....	1	1	----- E,ED,F,KO	
	35200-K04-901	.....	1	1	----- U	
5	53140-KYJ-900	GRIP COMP., THROTTLE .....	1	1		
6	53166-KYJ-900	GRIP, L. HANDLE .....	1	1		
7	93892-05020-07	SCREW-WASHER, 5X20 .....	4	4		



# F-5

# FRONT BRAKE MASTER CYLINDER(NSS300)

# F 5



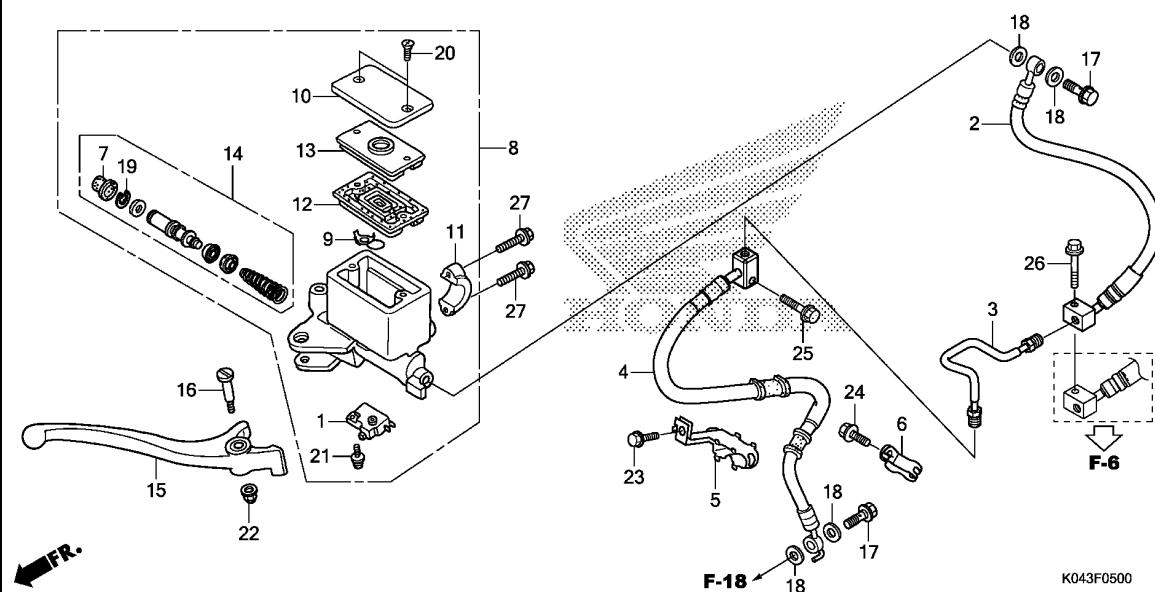
Ref. No.	L.O.N.	(Relative ref. Number) Description	F.R.T.
1	6151B2	SWITCH, FRONT STOP .....	0.1
	6151B6	SWITCH, STOP :BOTH .....	0.2
2	712127	HOSE A, FRONT BRAKE .....	1.2
		.INCLUDES: Bleed brakes	
3	7121C8	PIPE B, FRONT BRAKE .....	1.2
		.INCLUDES: Bleed brakes	
4	7121V3	HOSE E, FRONT BRAKE .....	1.3
		.INCLUDES: Bleed brakes	
8	712105	CYLINDER, FRONT BRAKE MASTER	0.4
		.INCLUDES: Bleed brakes	
12	7121G6	DIAPHRAGM, FRONT BRAKE MASTER CYLINDER .....	0.1
14	7121G9	PISTON SET, FRONT BRAKE MASTER	0.4
		.INCLUDES: Bleed brakes	
15	8101C7	LEVER, HANDLE :RIGHT .....	0.1
	8101F5	LEVER, HANDLE :BOTH .....	0.2

Ref. No.	Part No.	Description	Reqd. QTY	Serial No.	Parts catalogue code
			NSS 300 D	NSS 300A D	
1	35340-MGS-D31	SWITCH ASSY., FR. STOP .....	1	-	
2	45125-K04-931	HOSE COMP. A, FR. BRAKE .....	1	-	
3	45126-K04-930	PIPE COMP. B, FR. BRAKE .....	1	-	
4	45128-K04-931	HOSE COMP. E, FR. BRAKE .....	1	-	
5	45135-KVZ-630	CLAMPER A, BRAKE HOSE .....	1	-	
6	45161-KVZ-630	CLAMPER B, BRAKE HOSE .....	1	-	
7	45504-410-003	BOOT COMP. ....	1	-	
8	45510-K04-931	CYLINDER SUB ASSY., FR. BRAKE MASTER(NISSIN)	1	-	
9	45512-MA6-006	PROTECTOR .....	1	-	
10	45513-KK1-771	CAP, MASTER CYLINDER .....	1	-	
11	45517-166-006	HOLDER, MASTER CYLINDER .....	1	-	
12	45520-MG7-006	DIAPHRAGM .....	1	-	
13	45521-HA2-006	PLATE, DIAPHRAGM .....	1	-	
14	45530-KVY-911	CYLINDER SET, MASTER .....	1	-	
15	53175-K04-931	LEVER, R. HANDLE .....	1	-	
16	90114-MA5-671	BOLT, HANDLE LEVER PIVOT ....	1	-	
17	90145-MS9-612	BOLT, OIL, 10X22 .....	2	-	
18	90545-300-000	WASHER, OIL BOLT .....	4	-	
19	90651-MA5-671	CIRCLIP .....	1	-	
20	93600-04012-16	SCREW, FLAT, 4X12 .....	2	-	
21	93893-04012-17	SCREW-WASHER, 4X12 .....	1	-	
22	94050-06000	NUT, FLANGE, 6MM .....	1	-	
23	95701-06012-07	BOLT, FLANGE, 6X12 .....	1	-	
24	95701-06016-07	BOLT, FLANGE, 6X16 .....	1	-	

F-5

## FRONT BRAKE MASTER CYLINDER(NSS300)

F 6



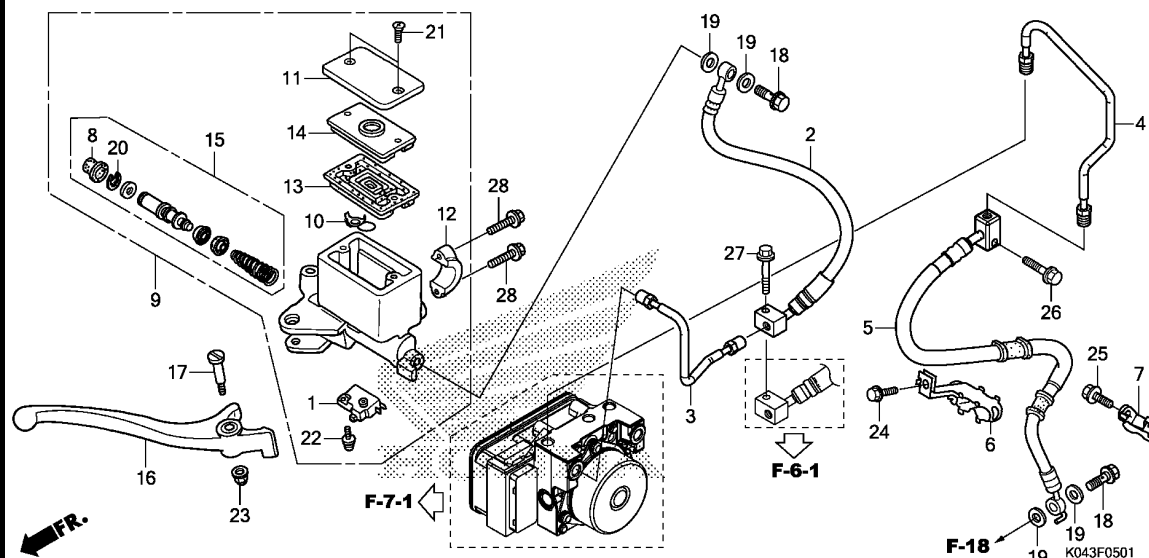
Ref. No.	Part No.	Description	Reqd. QTY		Serial No.	Parts catalogue code
			NSS 300 D	NSS 300A D		
25	95701-06025-08	BOLT, FLANGE, 6X25 .....	1	-		
26	95701-06040-08	BOLT, FLANGE, 6X40 .....	1	-		
27	96001-06022-07	BOLT, FLANGE, 6X22 .....	2	-		

3

# F-5-1

# FRONT BRAKE MASTER CYLINDER(NSS300A)

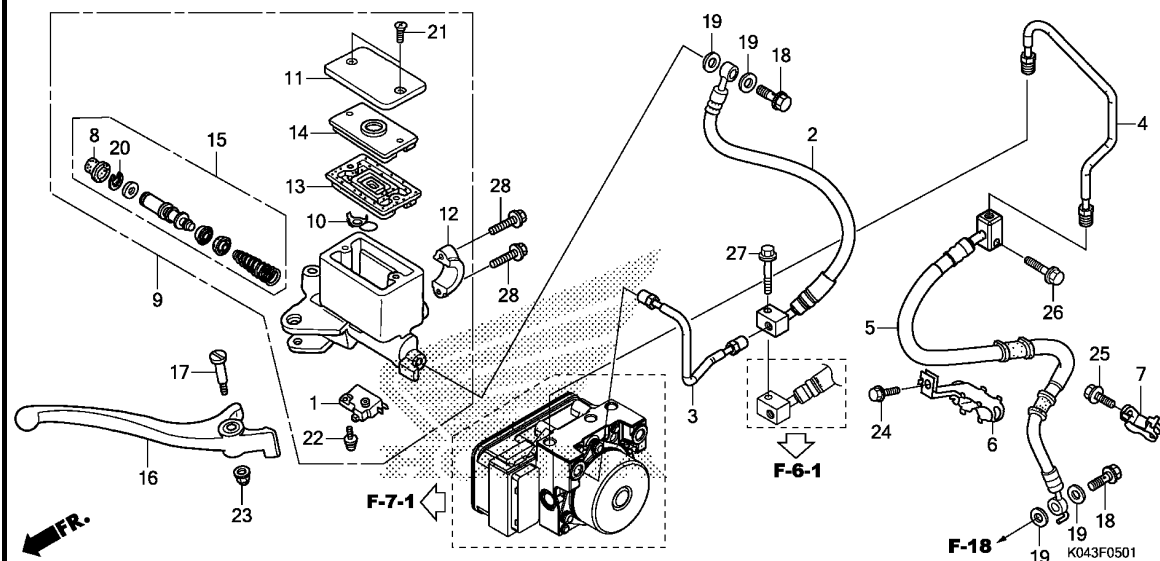
F 7



Ref. No.	L.O.N.	(Relative ref. Number) Description	F.R.T.
1	6151B2	SWITCH, FRONT STOP .....	0.1
	6151B6	SWITCH, STOP :BOTH .....	0.2
2	712127	HOSE A, FRONT BRAKE .....	1.2
		.INCLUDES: Bleed brakes	
3	7121C8	PIPE B, FRONT BRAKE .....	1.2
		.INCLUDES: Bleed brakes	
4	7121C9	PIPE C, FRONT BRAKE .....	1.2
		.INCLUDES: Bleed brakes	
5	7121V3	HOSE E, FRONT BRAKE .....	1.3
		.INCLUDES: Bleed brakes	
9	712105	CYLINDER, FRONT BRAKE MASTER -	0.4
		.INCLUDES: Bleed brakes	
13	7121G6	DIAPHRAGM, FRONT BRAKE MASTER	
		CYLINDER .....	0.1
15	7121G9	PISTON SET, FRONT BRAKE MASTER	
		.INCLUDES: Bleed brakes	0.4
16	8101C7	LEVER, HANDLE :RIGHT .....	0.1
	8101F5	LEVER, HANDLE :BOTH .....	0.2

Ref. No.	Part No.	Description	Reqd. QTY	Serial No.	Parts catalogue code
			NSS 300 D		
			NSS 300A D		
1	35340-MGS-D31	SWITCH ASSY., FR. STOP .....	-	1	
2	45125-K04-971	HOSE COMP. A, FR. BRAKE .....	-	1	
3	45126-K04-970	PIPE COMP. B, FR. BRAKE .....	-	1	
4	45127-K04-970	PIPE COMP. C, FR. BRAKE .....	-	1	
5	45128-K04-931	HOSE COMP. E, FR. BRAKE .....	-	1	
6	45135-KVZ-660	CLAMPER COMP. A, BRAKE HOSE -	-	1	
7	45160-KVZ-660	CLAMPER COMP. B, BRAKE HOSE -	-	1	
8	45504-410-003	BOOT COMP. ....	-	1	
9	45510-K04-931	CYLINDER SUB ASSY., FR. BRAKE	-	1	
		MASTER(NISSIN)	-	1	
10	45512-MA6-006	PROTECTOR .....	-	1	
11	45513-KK1-771	CAP, MASTER CYLINDER .....	-	1	
12	45517-166-006	HOLDER, MASTER CYLINDER .....	-	1	
13	45520-MG7-006	DIAPHRAGM .....	-	1	
14	45521-HA2-006	PLATE, DIAPHRAGM .....	-	1	
15	45530-KVY-911	CYLINDER SET, MASTER .....	-	1	
16	53175-K04-931	LEVER, R. HANDLE .....	-	1	
17	90114-MA5-671	BOLT, HANDLE LEVER PIVOT ....	-	1	
18	90145-MS9-612	BOLT, OIL, 10X22 .....	-	2	
19	90545-300-000	WASHER, OIL BOLT .....	-	4	
20	90651-MA5-671	CIRCLIP .....	-	1	
21	93600-04012-16	SCREW, FLAT, 4X12 .....	-	2	
22	93893-04012-17	SCREW-WASHER, 4X12 .....	-	1	
23	94050-06000	NUT, FLANGE, 6MM .....	-	1	
24	95701-06012-07	BOLT, FLANGE, 6X12 .....	-	1	

3

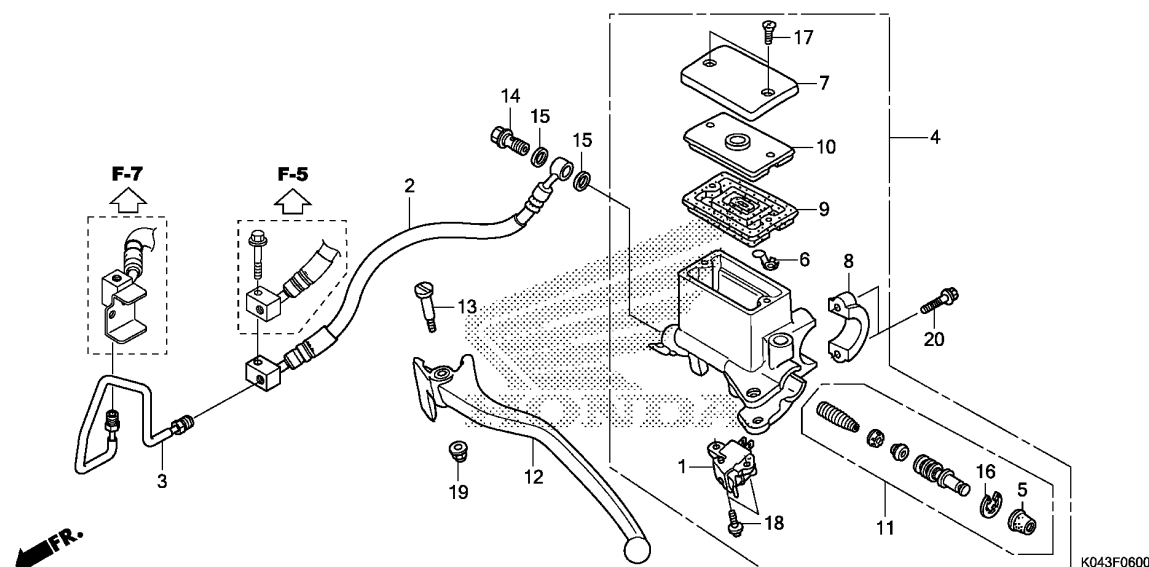


Ref. No.	Part No.	Description	Reqd. QTY		Serial No.	Parts catalogue code
			NSS 300 D	NSS 300A D		
25	95701-06016-07	BOLT, FLANGE, 6X16 .....	-	1		
26	95701-06025-08	BOLT, FLANGE, 6X25 .....	-	1		
27	95701-06040-08	BOLT, FLANGE, 6X40 .....	-	1		
28	96001-06022-07	BOLT, FLANGE, 6X22 .....	-	2		

# F-6

# REAR BRAKE MASTER CYLINDER(NSS300)

# F 9

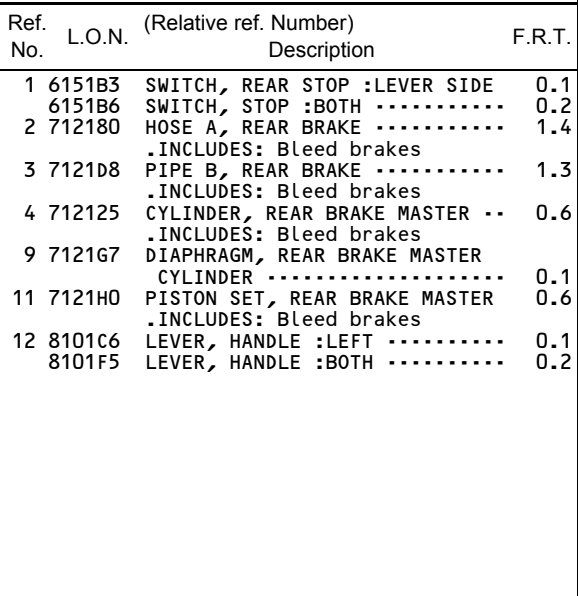


Ref. No.	L.O.N.	(Relative ref. Number) Description	F.R.T.
1	6151B3	SWITCH, REAR STOP :LEVER SIDE	0.1
	6151B6	SWITCH, STOP :BOTH	0.2
2	712180	HOSE A, REAR BRAKE	1.4
		.INCLUDES: Bleed brakes	
3	7121D8	PIPE B, REAR BRAKE	1.3
		.INCLUDES: Bleed brakes	
4	712125	CYLINDER, REAR BRAKE MASTER	0.6
		.INCLUDES: Bleed brakes	
9	7121G7	DIAPHRAGM, REAR BRAKE MASTER	
		CYLINDER	0.1
11	7121H0	PISTON SET, REAR BRAKE MASTER	0.6
		.INCLUDES: Bleed brakes	
12	8101C6	LEVER, HANDLE :LEFT	0.1
	8101F5	LEVER, HANDLE :BOTH	0.2

3

Ref. No.	Part No.	Description	Reqd. QTY	Serial No.	Parts catalogue code
			NSS 300 D	NSS 300A D	
1	35340-KFG-000	SWITCH ASSY., FR. STOP	1	-	
2	43311-K04-931	HOSE COMP. A, RR. BRAKE	1	-	
3	43312-K04-930	PIPE COMP. B, RR. BRAKE	1	-	
4	43510-K04-931	CYLINDER SUB ASSY., RR. BRAKE MASTER(NISSIN)	1	-	
5	45504-410-003	BOOT COMP.	1	-	
6	45512-MA6-006	PROTECTOR	1	-	
7	45513-KK1-771	CAP, MASTER CYLINDER	1	-	
8	45517-166-006	HOLDER, MASTER CYLINDER	1	-	
9	45520-MG7-006	DIAPHRAGM	1	-	
10	45521-HA2-006	PLATE, DIAPHRAGM	1	-	
11	45530-471-831	CYLINDER SET, MASTER	1	-	
12	53178-K04-931	LEVER, L. HANDLE	1	-	
13	90114-MA5-671	BOLT, HANDLE LEVER PIVOT	1	-	
14	90145-MS9-612	BOLT, OIL, 10X22	1	-	
15	90545-300-000	WASHER, OIL BOLT	2	-	
16	90651-MA5-671	CIRCLIP	1	-	
17	93600-04012-1G	SCREW, FLAT, 4X12	2	-	
18	93893-04012-17	SCREW-WASHER, 4X12	2	-	
19	94050-06000	NUT, FLANGE, 6MM	1	-	
20	96001-06022-07	BOLT, FLANGE, 6X22	2	-	

# F10

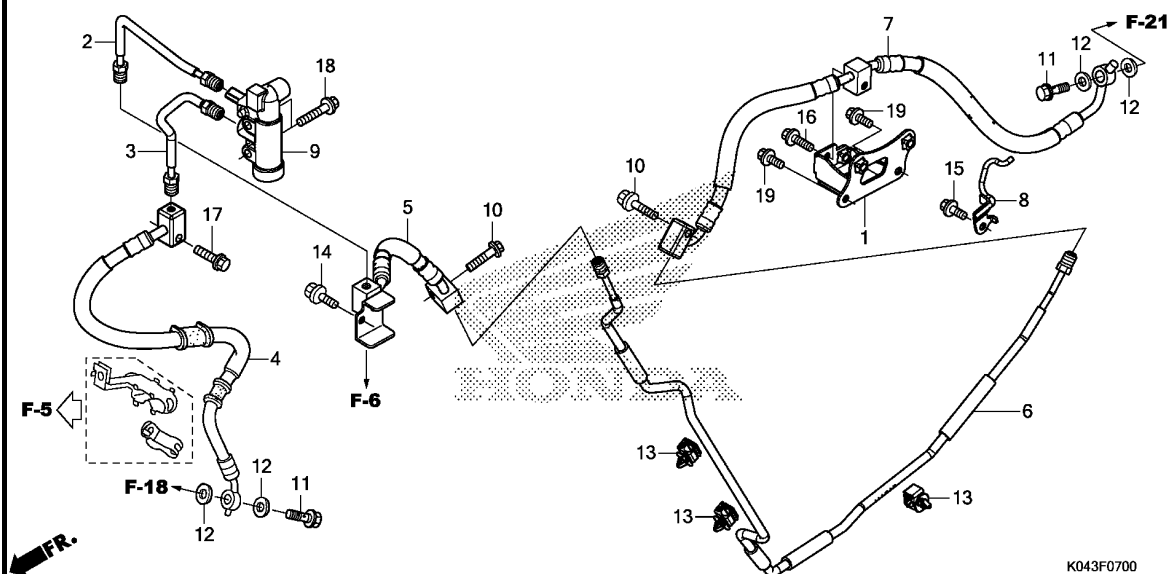


**3**

F-7

## REAR BRAKE PIPE(NSS300)

F11



Ref. No.	L.O.N.	(Relative ref. Number) Description	F.R.T.
2	7121D9	PIPE C, REAR BRAKE ..... .INCLUDES: Bleed brakes	1.4
3	7121L8	PIPE D, REAR BRAKE ..... .INCLUDES: Bleed brakes	1.4
4	7121L7	HOSE E, REAR BRAKE ..... .INCLUDES: Bleed brakes	1.5
5	7121R0	HOSE G, REAR BRAKE ..... .INCLUDES: Bleed brakes	2.1
6	7121R1	PIPE H, REAR BRAKE ..... .INCLUDES: Bleed brakes	2.1
7	7121V4	HOSE J, REAR BRAKE ..... .INCLUDES: Bleed brakes	0.7
9	712165	VALVE, DELAY ..... .INCLUDES: Bleed brakes	1.5

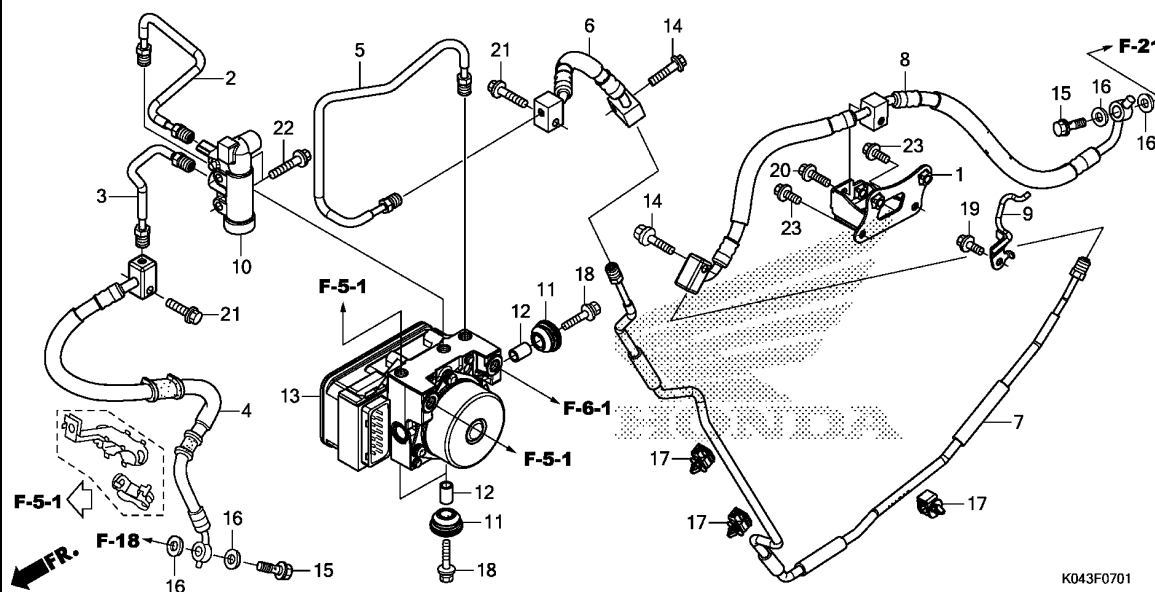
3

Ref. No.	Part No.	Description	Reqd. QTY NSS 300 D	NSS 300A D	Serial No.	Parts catalogue code
1	18654-K04-930	STAY COMP., RR. BRAKE HOSE ..	1	-		
2	43313-K04-930	PIPE COMP. C, RR. BRAKE .....	1	-		
3	43314-K04-930	PIPE COMP. D, RR. BRAKE .....	1	-		
4	43315-K04-931	HOSE E, RR. BRAKE .....	1	-		
5	43317-K04-931	HOSE COMP. G, RR. BRAKE .....	1	-		
6	43318-K04-930	PIPE COMP. H, RR. BRAKE .....	1	-		
7	43319-K04-931	HOSE COMP. J, RR. BRAKE .....	1	-		
8	43470-K04-930	GUIDE COMP., RR. BRAKE HOSE ..	1	-		
9	46300-MGS-D81	VALVE ASSY., DELAY .....	1	-		
10	90050-KFL-850	BOLT, SPECIAL FLANGE, 6X25 ..	2	-		
11	90145-MS9-612	BOLT, OIL, 10X22 .....	2	-		
12	90545-300-000	WASHER, OIL BOLT .....	4	-		
13	90661-MGS-D71	CLAMP, BRAKE PIPE(7.0) .....	3	-		
14	95701-06012-08	BOLT, FLANGE, 6X12 .....	1	-		
15	95701-06016-07	BOLT, FLANGE, 6X16 .....	1	-		
16	95701-06018-07	BOLT, FLANGE, 6X18 .....	1	-		
17	95701-06025-08	BOLT, FLANGE, 6X25 .....	1	-		
18	95701-06032-08	BOLT, FLANGE, 6X32 .....	2	-		
19	95801-06014-08	BOLT, FLANGE, 6X14 .....	2	-		

## F-7-1

## REAR BRAKE PIPE(NSS300A)

## F12



Ref. No.	L.O.N.	(Relative ref. Number) Description	F.R.T.
2	7121D9	PIPE C, REAR BRAKE ..... .INCLUDES: Bleed brakes	1.4
3	7121L8	PIPE D, REAR BRAKE ..... .INCLUDES: Bleed brakes	1.4
4	7121L7	HOSE E, REAR BRAKE ..... .INCLUDES: Bleed brakes	1.5
5	7121L6	PIPE F, REAR BRAKE ..... .INCLUDES: Bleed brakes	1.4
6	7121R0	HOSE G, REAR BRAKE ..... .INCLUDES: Bleed brakes	2.1
7	7121R1	PIPE H, REAR BRAKE ..... .INCLUDES: Bleed brakes	2.1
8	7121V4	HOSE J, REAR BRAKE ..... .INCLUDES: Bleed brakes	0.7
10	712165	VALVE, DELAY ..... .INCLUDES: Bleed brakes	1.5
13	7111H1	MODULATOR, ABS ..... .INCLUDES: Bleed brakes	1.9

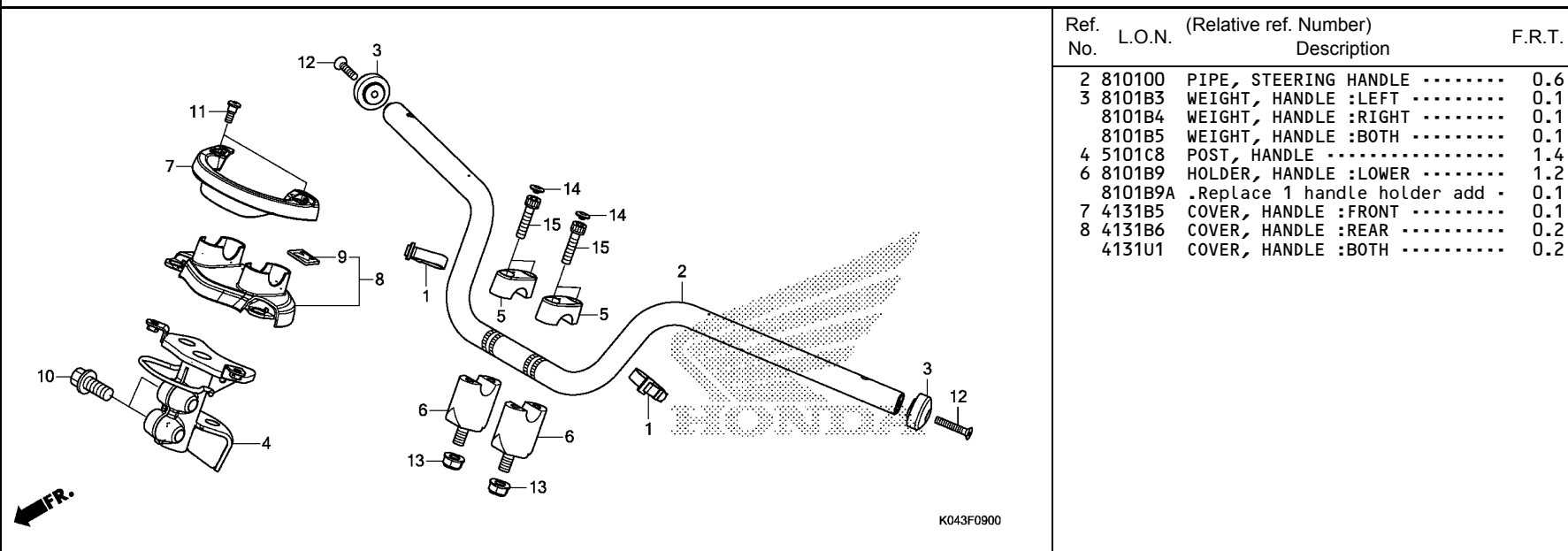
Ref. No.	Part No.	Description	Reqd. QTY NSS 300 NSS 300A D D	Serial No.	Parts catalogue code
1	18654-K04-930	STAY COMP., RR. BRAKE HOSE ..	- 1		
2	43313-K04-970	PIPE COMP. C, RR. BRAKE .....	- 1		
3	43314-K04-930	PIPE COMP. D, RR. BRAKE .....	- 1		
4	43315-K04-931	HOSE E, RR. BRAKE .....	- 1		
5	43316-K04-970	PIPE COMP. F, RR. BRAKE .....	- 1		
6	43317-K04-971	HOSE COMP. G, RR. BRAKE .....	- 1		
7	43318-K04-930	PIPE COMP. H, RR. BRAKE .....	- 1		
8	43319-K04-931	HOSE COMP. J, RR. BRAKE .....	- 1		
9	43470-K04-930	GUIDE COMP., RR. BRAKE HOSE ..	- 1		
10	46300-MGS-D81	VALVE ASSY., DELAY .....	- 1		
11	57101-MER-D21	RUBBER, MOUNTING .....	- 3		
12	57103-SDA-003	COLLAR .....	- 3		
13	57110-K04-971	MODULATOR ASSY., ABS .....	- 1		
14	90050-KFL-850	BOLT, SPECIAL FLANGE, 6X25 ..	- 2		
15	90145-MS9-612	BOLT, OIL, 10X22 .....	- 2		
16	90545-300-000	WASHER, OIL BOLT .....	- 4		
17	90661-MGS-D71	CLAMP, BRAKE PIPE(7.0) .....	- 3		
18	93404-06025-00	BOLT-WASHER, 6X25 .....	- 3		
19	95701-06016-07	BOLT, FLANGE, 6X16 .....	- 1		
20	95701-06018-07	BOLT, FLANGE, 6X18 .....	- 1		
21	95701-06025-08	BOLT, FLANGE, 6X25 .....	- 2		
22	95701-06032-08	BOLT, FLANGE, 6X32 .....	- 2		
23	95801-06014-08	BOLT, FLANGE, 6X14 .....	- 2		



F-9

## HANDLE PIPE

F13



Ref. No.	L.O.N.	(Relative ref. Number) Description	F.R.T.
2	810100	PIPE, STEERING HANDLE .....	0.6
3	8101B3	WEIGHT, HANDLE :LEFT .....	0.1
	8101B4	WEIGHT, HANDLE :RIGHT .....	0.1
	8101B5	WEIGHT, HANDLE :BOTH .....	0.1
4	5101C8	POST, HANDLE .....	1.4
6	8101B9	HOLDER, HANDLE :LOWER .....	1.2
	8101B9A	.Replace 1 handle holder add ..	0.1
7	4131B5	COVER, HANDLE :FRONT .....	0.1
8	4131B6	COVER, HANDLE :REAR .....	0.2
	4131U1	COVER, HANDLE :BOTH .....	0.2

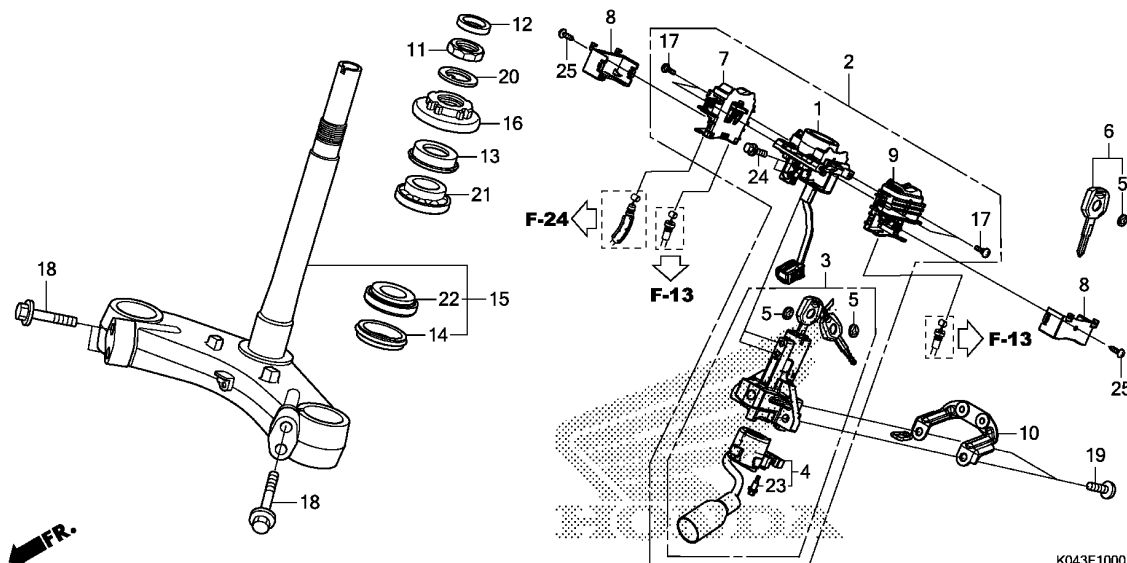
Ref. No.	Part No.	Description	Reqd. QTY	Serial No.	Parts catalogue code
			NSS 300 D	NSS 300A D	
1	32161-367-690	BAND, WIRE .....	2	2	
2	53100-K04-930	PIPE, STEERING HANDLE .....	1	1	
3	53104-K04-930	WEIGHT, HANDLE .....	2	2	
4	53110-K04-930	POST COMP., HANDLE .....	1	1	
5	53131-K20-900ZB	HOLDER, HANDLE PIPE UPPER			
	*NH1*	.....BLACK	2	2	
6	53132-K04-930	HOLDER, HANDLE UNDER .....	2	2	
7	53205-K04-930	COVER, FR. HANDLE .....	1	1	
8	53255-K04-930	COVER SET, RR. HANDLE .....	1	1	
9	86150-GFC-901	EMBLEM, PRODUCT(MARUI) .....	1	1	
	86150-GFC-902	EMBLEM, PRODUCT(UEHARA) .....	1	1	
10	90102-MCT-000	BOLT, FLANGE, 12X35 .....	2	2	
11	90107-K04-930	SCREW, PAN, 6X17 .....	2	2	
12	90107-MCT-771	SCREW, OVAL, 6X35 .....	2	2	
13	90304-GE8-003	NUT, U, 10MM(FUSE RASHI) .....	2	2	
14	91456-371-770	CAP, SOCKET BOLT .....	4	4	
15	96600-08032-00	BOLT, SOCKET, 8X32 .....	4	4	

3

# F-10

# STEERING STEM/COMBINATION SWITCH(E/ED/F)

# F14



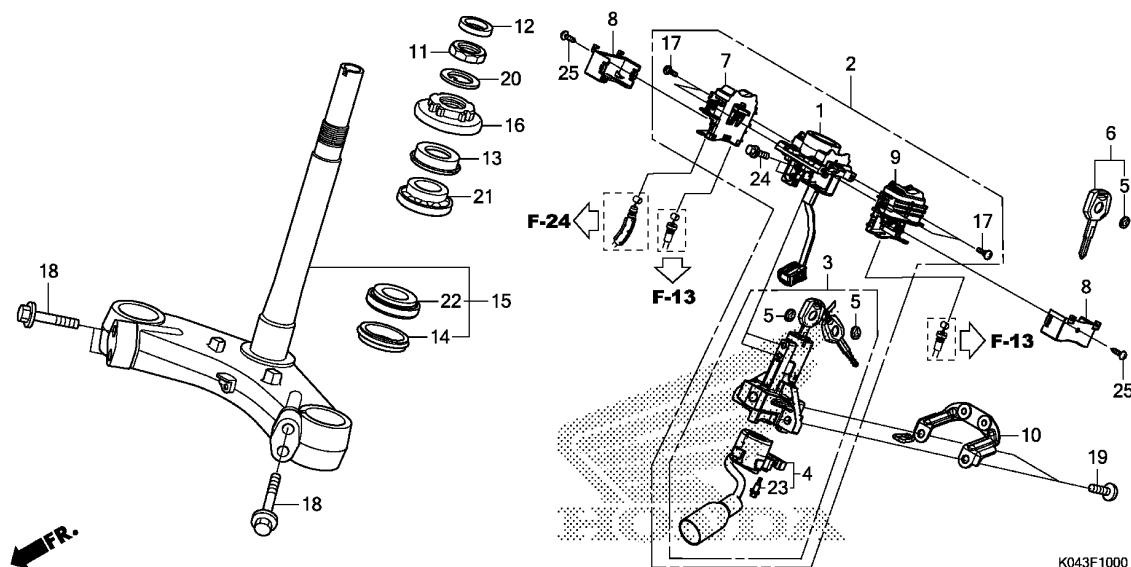
Ref. No.	L.O.N.	(Relative ref. Number) Description	F.R.T.
1	6141A2	RECEIVER UNIT, IMMOBILIZER ...	1.9
2	615145	SWITCH, COMBINATION & LOCK ... .INCLUDES: HISS memorization	2.2
3	615145	SWITCH, COMBINATION & LOCK ... .INCLUDES: HISS memorization	2.2
4	6151C2	BASE, CONTACT .....	1.9
7	6151E8	SWITCH, SEAT AND BOX .....	1.7
15	510100	STEM OR SHAFT ASSY., STEERING (13)	2.1
16	5101B2	THREAD, STEERING HEAD TOP ....	1.9
21	5101B6	BEARING, HEAD PIPE :UPPER ....	2.1
22	5101B7	BEARING, HEAD PIPE :LOWER ....	2.3
	5101C7	BEARING, HEAD PIPE :BOTH ....	2.3

Ref. No.	Part No.	Description	Reqd. QTY	Serial No.	Parts catalogue code
			NSS 300 D	NSS 300A D	
1	30430-K04-305	RECEIVER UNIT SET .....	1	1	----- E,ED,F
2	35014-K04-305	KEY SET(IMMOBI) .....	1	1	----- E,ED,F
3	35100-K04-931	SWITCH ASSY., COMBINATION & LOCK	1	1	----- E,ED,F
4	35101-K04-931	BASE COMP., CONTACT .....	1	1	----- E,ED,F
5	35113-MFJ-D01	EMBLEM, KEY .....	4	4	----- E,ED,F
			(2)	(2)	----- E,ED,F
6	35121-K04-305	KEY, BLANK(IMMOBI) .....	(1)	(1)	----- E,ED,F
7	35190-K27-V01	SWITCH ASSY., FUEL LID & SEAT OPENER	1	1	----- E,ED,F
8	35191-K27-V01	COVER, CABLE .....	2	2	----- E,ED,F
9	35195-K04-931	SWITCH ASSY., L. LID OPENER	1	1	----- E,ED,F
10	50211-K04-930	STAY COMP., INNER .....	1	1	----- E,ED,F
11	50306-GN5-900	NUT, STEERING STEM LOCK .....	1	1	----- E,ED,F
12	53113-MCT-010	SEAL, HANDLE POST .....	1	1	----- E,ED,F
13	53213-MB4-771	DUST SEAL, STEERING UPPER (ARAI)	1	1	----- E,ED,F
14	53214-MR7-003	DUST SEAL, STEERING HEAD(ARAI)	1	1	----- E,ED,F
15	53219-K04-930	STEM SUB ASSY., STEERING ....	1	1	----- E,ED,F
16	53220-KYJ-900	THREAD COMP., STEERING HEAD TOP	1	1	----- E,ED,F
17	90101-MT4-000	SCREW, SCREEN SETTING .....	4	4	----- E,ED,F
18	90102-KVZ-630	BOLT, FLANGE, 10X45 .....	4	4	----- E,ED,F
19	90107-MBG-000	BOLT, ONE-WAY, 8MM .....	2	2	----- E,ED,F
20	90506-MCT-000	WASHER, LOCK NUT .....	1	1	----- E,ED,F

F-10

## STEERING STEM/COMBINATION SWITCH(E/ED/F)

F15



K043F1000

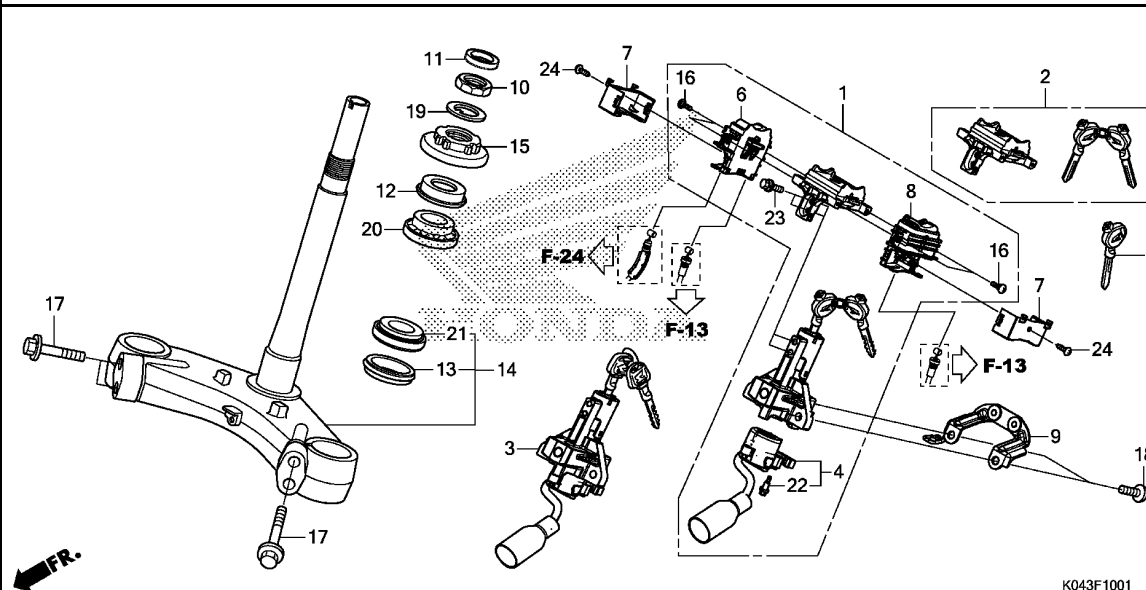
3

Ref. No.	Part No.	Description	Reqd. QTY		Serial No.	Parts catalogue code
			NSS 300 D	NSS 300A D		
21	91015-KT8-005	BEARING, HEAD PIPE UPPER(KOYO)	1	1	-----	E,ED,F
22	91016-MR7-003	BEARING, HEAD PIPE(NTN) .....	1	1	-----	E,ED,F
23	91059-KY2-711	SCREW, TAPPING, 3X16 .....	3	3	-----	E,ED,F
24	93403-06012-00	BOLT-WASHER, 6X12 .....	2	2	-----	E,ED,F
25	93901-24320	SCREW, TAPPING, 4X12 .....	2	2	-----	E,ED,F

# F-10-1

# STEERING STEM/COMBINATION SWITCH(KO/U)

F16



Ref. No.	L.O.N.	(Relative ref. Number) Description	F.R.T.
1	6151D2	KEY SET(A) .....	2.0
2	6151A2	KEY, SHUTTER .....	1.8
3	6151E9	SWITCH, COMBINATION & LOCK(A) .....	2.0
4	6151C2	BASE, CONTACT .....	1.9
6	6151E8	SWITCH, SEAT AND BOX .....	1.7
14	510100	STEM OR SHAFT ASSY., STEERING (12) .....	2.1
15	5101B2	THREAD, STEERING HEAD TOP ....	1.9
20	5101B6	BEARING, HEAD PIPE :UPPER ....	2.1
21	5101B7	BEARING, HEAD PIPE :LOWER ....	2.3
	5101C7	BEARING, HEAD PIPE :BOTH .....	2.3

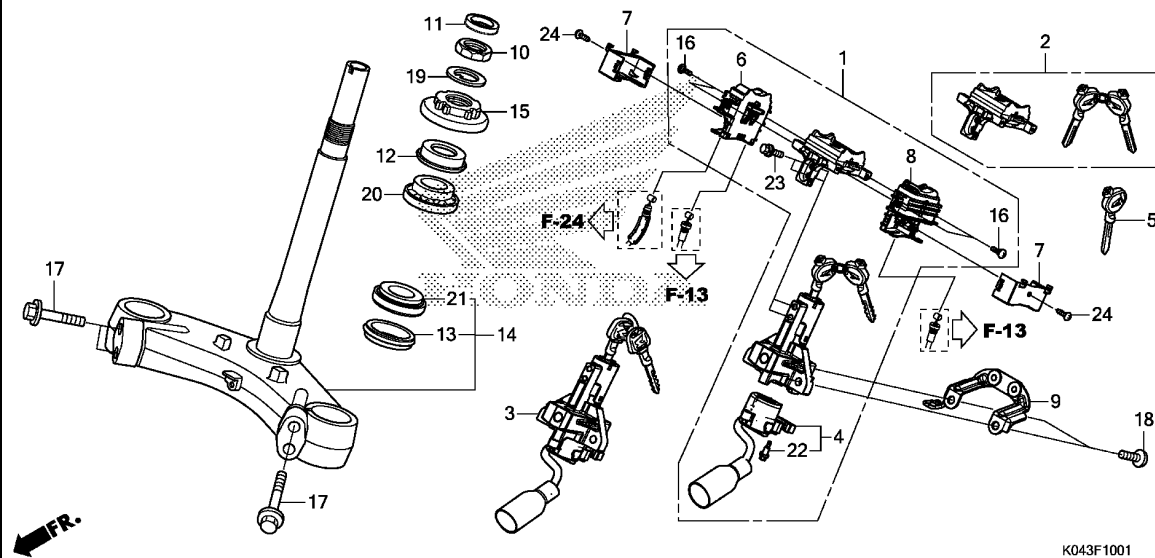
Ref. No.	Part No.	Description	Reqd. QTY	Serial No.	Parts catalogue code
			NSS 300 D	NSS 300A D	
1	35010-K04-900	KEY SET .....	1	1	----- K0,U
2	35011-K04-305	KEY SET, SHUTTER .....	1	1	----- K0,U
3	35100-K04-901	SWITCH ASSY., COMBINATION & LOCK .....	1	1	----- K0,U
4	35101-K04-931	BASE COMP., CONTACT .....	1	1	----- K0,U
5	35121-KYE-900	KEY, BLANK .....	(1)	(1)	----- K0,U
6	35190-K27-V01	SWITCH ASSY., FUEL LID & SEAT OPENER .....	1	1	----- K0,U
7	35191-K27-V01	COVER, CABLE .....	2	2	----- K0,U
8	35195-K04-931	SWITCH ASSY., L. LID OPENER .....	1	1	----- K0,U
9	50211-K04-930	STAY COMP., INNER .....	1	1	----- K0,U
10	50306-GN5-900	NUT, STEERING STEM LOCK .....	1	1	----- K0,U
11	53113-MCT-010	SEAL, HANDLE POST .....	1	1	----- K0,U
12	53213-MB4-771	DUST SEAL, STEERING UPPER (ARAI) .....	1	1	----- K0,U
13	53214-MR7-003	DUST SEAL, STEERING HEAD(ARAI) .....	1	1	----- K0,U
14	53219-K04-930	STEM SUB ASSY., STEERING ....	1	1	----- K0,U
15	53220-KYJ-900	THREAD COMP., STEERING HEAD TOP .....	1	1	----- K0,U
16	90101-MT4-000	SCREW, SCREEN SETTING .....	4	4	----- K0,U
17	90102-KVZ-630	BOLT, FLANGE, 10X45 .....	4	4	----- K0,U
18	90107-MBG-000	BOLT, ONE-WAY, 8MM .....	2	2	----- K0,U
19	90506-MCT-000	WASHER, LOCK NUT .....	1	1	----- K0,U
20	91015-KT8-005	BEARING, HEAD PIPE UPPER(KOYO) .....	1	1	----- K0,U

3

**F-10-1**

## STEERING STEM/COMBINATION SWITCH(KO/U)

# G 1



K043F1001

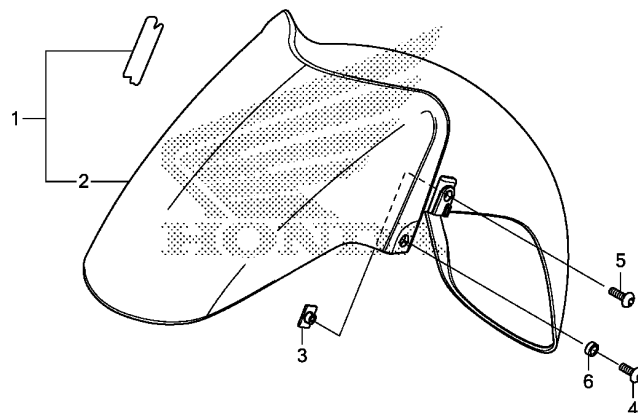
# 3

Ref. No.	Part No.	Description	Reqd. QTY		Serial No.	Parts catalogue code
			NSS 300 D	NSS 300A D		
21	91016-MR7-003	BEARING, HEAD PIPE (NTN) .....	1	1	-----	KO,U
22	91059-KY2-711	SCREW, TAPPING, 3X16 .....	3	3	-----	KO,U
23	93403-06012-00	BOLT-WASHER, 6X12 .....	2	2	-----	KO,U
24	93901-24320	SCREW, TAPPING, 4X12 .....	2	2	-----	KO,U

F-11

## FRONT FENDER

G 2



K043F1100

Ref. No.	L.O.N.	(Relative ref. Number) Description	F.R.T.
1	4131B7	(2) FENDER, FRONT .....	0.1

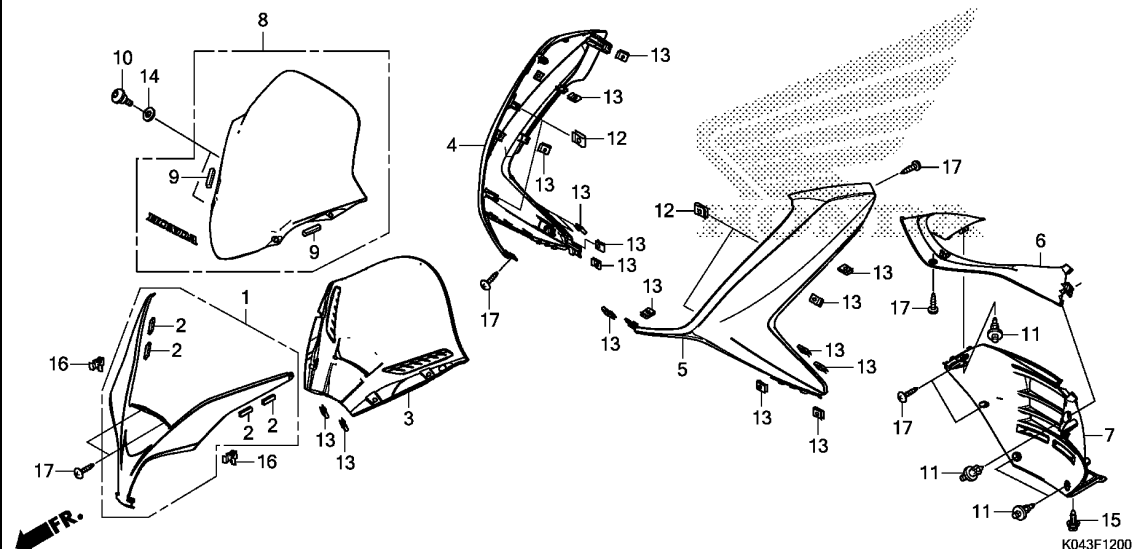
Ref. No.	Part No.	Description	Reqd. QTY		Serial No.	Parts catalogue code
			NSS 300 D	NSS 300A D		
1	61000-K04-970ZH	FENDER SET, FR.(WL)	-	1	-----	E,ED,F,KO
	61000-K04-970ZK	*TYPE4*.....	-	1		
	61000-K04-970ZL	*TYPE2*.....	-	1		
	61000-K04-970ZL	*TYPE1*.....	-	1		
2	61100-K04-930ZD	FENDER, FR.	-	-	-----	E,ED,F,KO
	61100-K04-930ZB	*NHA14M*.SEAL SILVER METALLIC	1	-		
	61100-K04-930ZB	*NHA87P*PEARL HIMALAYAS WHITE	1	-		
	61100-K04-930ZC	*NHA35M* ASTEROID BLACK METALLIC	1	-		
3	61304-958-003	NUT, SPECIAL, 6X7 .....	2	2		
4	90108-K04-930	BOLT, SPECIAL, 6X17 .....	2	2		
5	90118-MEL-000	SCREW, PAN, 6X20 .....	2	2		
6	90507-KRP-980	COLLAR, M6 .....	2	2		

3

# F-12

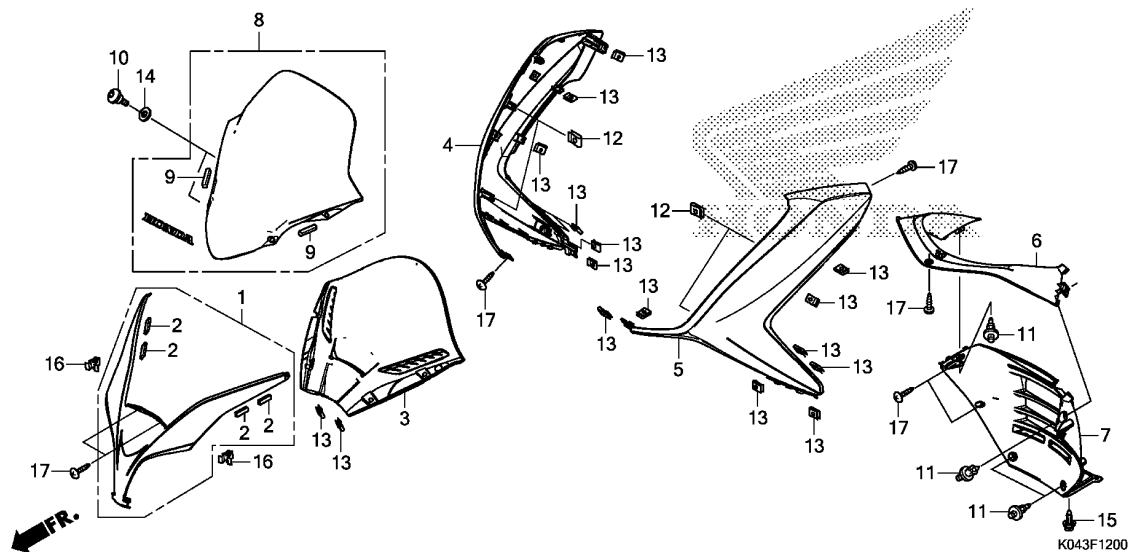
# FRONT COVER/METER VISOR

G 3



Ref. No.	L.O.N.	(Relative ref. Number) Description	F.R.T.
1	4111M3	GARNISH, WINDSCREEN .....	0.2
4	4111U8	COVER, FRONT :RIGHT .....	0.8
5	4111U7	COVER, FRONT :LEFT .....	0.8
	4111U9	COVER, FRONT :BOTH .....	0.8
6	413122	COVER, FRONT CENTER .....	0.1
7	413130	COVER, FRONT LOWER .....	0.2
8		(3)	
	411115	WINDSCREEN SET .....	0.2

Ref. No.	Part No.	Description	Reqd. QTY NSS 300 D	NSS 300A D	Serial No.	Parts catalogue code
1	64300-K04-930ZF	GARNISH SET, SCREEN				
		*NHA14M*.SEAL SILVER METALLIC	1	1	-----	E,ED,F,KO
	64300-K04-930ZB	*NHA87P*PEARL HIMALAYAS WHITE	1	1		
	64300-K04-930ZD	*NHA35M*				
		ASTEROID BLACK METALLIC	1	1		
2	64306-K04-930	RUBBER, GARNISH .....	4	4		
3	64336-K04-930	PANEL, FR. METER .....	1	1		
4	64501-K04-930ZD	COVER, R. FR. SIDE				
		*NHA14M*.SEAL SILVER METALLIC	1	1	-----	E,ED,F,KO
	64501-K04-930ZB	*NHA87P*PEARL HIMALAYAS WHITE	1	1		
	64501-K04-930ZC	*NHA35M*				
		ASTEROID BLACK METALLIC	1	1		
5	64502-K04-930ZD	COVER, L. FR. SIDE				
		*NHA14M*.SEAL SILVER METALLIC	1	1	-----	E,ED,F,KO
	64502-K04-930ZB	*NHA87P*PEARL HIMALAYAS WHITE	1	1		
	64502-K04-930ZC	*NHA35M*				
		ASTEROID BLACK METALLIC	1	1		
6	64510-K04-930	COVER, FR. CENTER .....	1	1		
7	64520-K04-930	COVER, FR. LOWER .....	1	1		
8	67100-K04-700ZA	VISOR SET, METER(WL)				
		*TYPE1*	1	1		
9	67103-K04-700	RUBBER, VISOR .....	2	2		
10	90111-K04-930	BOLT, SCREEN STAY .....	4	4		
11	90116-SP0-003	CLIP, BUMPER SEAL .....	4	4		
12	90302-GGE-900	NUT, SPRING(M5) .....	4	4		
13	90302-KWW-A00	NUT, SPRING, 4MM .....	17	17		
14	90501-K04-930	WASHER, SCREEN SETTING(A) ...	4	4		



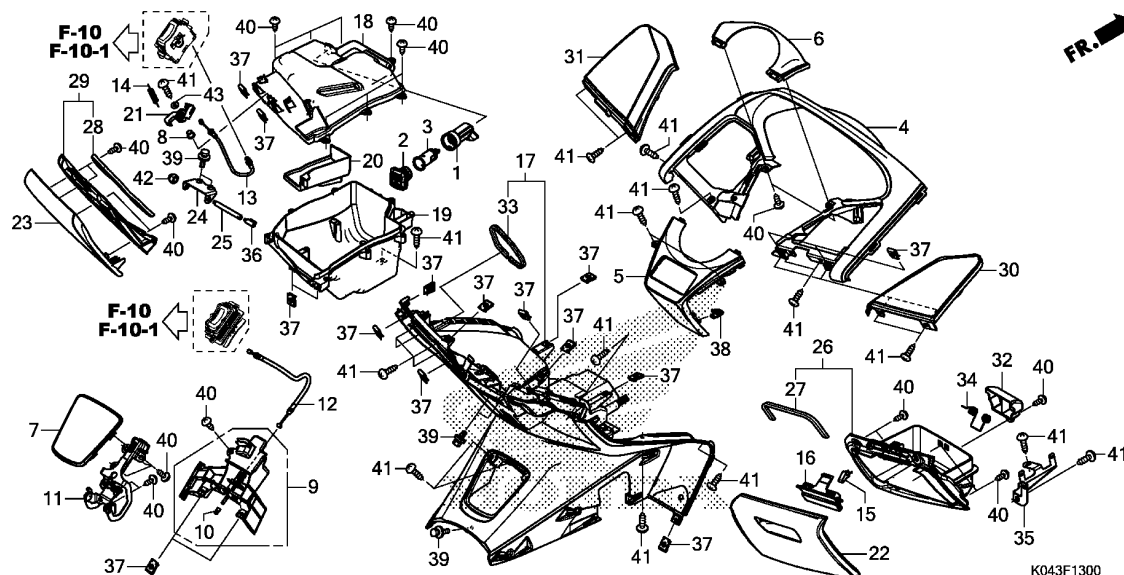
Ref. No.	Part No.	Description	Reqd. QTY		Serial No.	Parts catalogue code
			NSS 300 D	NSS 300A D		
15	90601-PV3-003	CLIP, AIR INTAKE DUCT PUSH ..	1	1		
16	90601-SJA-003	CLIP, SNAP FITTING .....	2	2		
17	93903-34480	SCREW, TAPPING, 4X16 .....	9	9		



# F-13

# INNER COVER

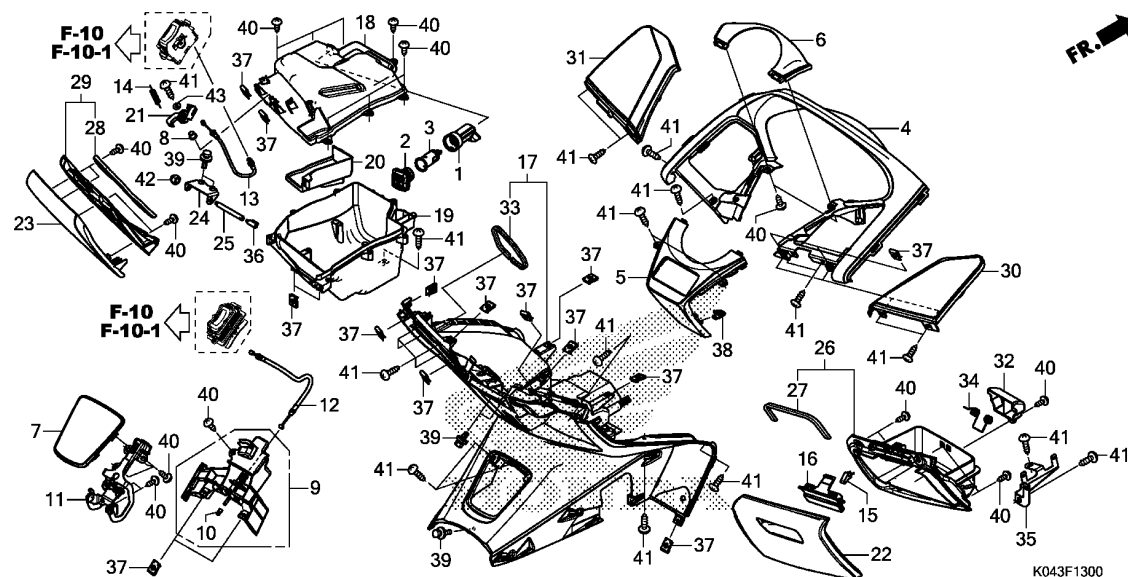
G 5



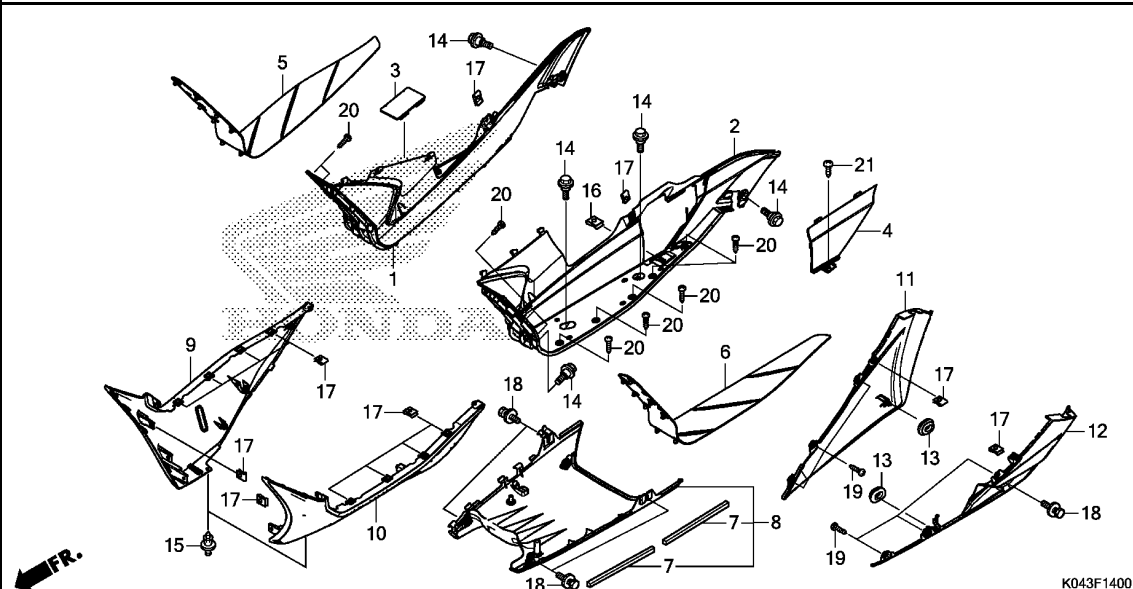
Ref. No.	L.O.N.	(Relative ref. Number) Description	F.R.T.
3	8121A0	SOCKET, ACCESSORY .....	1.2
4	812102	VISOR, METER .....	1.0
5	8121G2	COVER, METER PANEL .....	0.1
7	3101B8	LID, FUEL .....	0.1
9	3101B7	LOCK, FUEL LID .....	1.7
11	4131V0	HINGE, FUEL LID .....	1.7
12	8111B6	CABLE, FUEL LID .....	1.7
13	8111C4	CABLE, INNER POCKET OPENER ..	1.7
17	411150	PANEL, INNER .....	1.8
19	4111B8	POCKET, COWL :LEFT .....	1.1
21	411130	LOCK, POCKET LID .....	1.0
22	4111F3	COVER, POCKET :RIGHT .....	0.8
23	4111F2	COVER, POCKET :LEFT .....	1.1
	4111M4	COVER, POCKET :BOTH .....	1.2
26	4111B9	POCKET, COWL :RIGHT .....	0.8

Ref. No.	Part No.	Description	Reqd. QTY	Serial No.	Parts catalogue code
			NSS 300 D	NSS 300A D	
1	32107-K04-930	COVER, ACCESSORY SOCKET .....	1	1	
2	39620-K04-931	CAP ASSY.(ACCESSORY) .....	1	1	
3	39624-K04-931	SOCKET ASSY.(ACCESSORY) .....	1	1	
4	64337-K04-930	PANEL, RR. METER .....	1	1	
5	64338-K04-930	COVER, METER PANEL(A) .....	1	1	----- E,ED,F
	64338-K04-900	.....	1	1	----- KO,U
6	64339-K04-930	COVER, METER PANEL(B) .....	1	1	
7	64405-K04-930	LID, FUEL .....	1	1	
8	64422-K04-930	COLLAR, LOCK PIN .....	1	1	
9	64440-K04-930	PIN ASSY., FUEL LID LOCK .....	1	1	
10	64443-KVG-900	CAP, FUEL LID LOCK .....	1	1	
11	64450-K04-930	HINGE ASSY., FUEL LID .....	1	1	
12	64455-K04-931	CABLE, FUEL LID .....	1	1	
13	64485-K04-931	CABLE, L. LID OPENER .....	1	1	
14	77234-KYZ-900	SPRING, SEAT LOCK .....	1	1	
15	77504-SJ6-013	SPRING, GLOVE BOX .....	1	1	
16	77507-K04-930	LOCK, R. DOCUMENT .....	1	1	
17	81110-K04-930	COVER ASSY., INNER .....	1	1	
18	81140-K04-930	POCKET, L. UPPER .....	1	1	
19	81150-K04-930	POCKET, L. LOWER .....	1	1	
20	81151-K04-930	PLATE, L. LOWER POCKET .....	1	1	
21	81160-K04-930	LOCK, L. LID .....	1	1	
22	81240-K04-930	LID, R. OUTER .....	1	1	
23	81241-K04-930	LID, L. OUTER .....	1	1	
24	81243-K04-930	PLATE, L. HINGE .....	1	1	

3

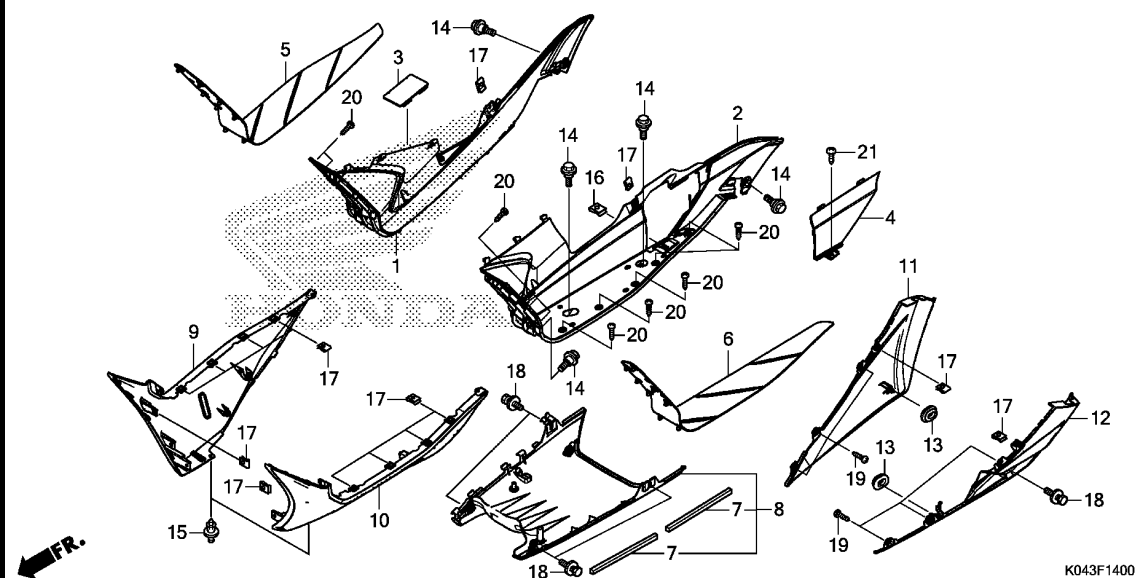


Ref. No.	Part No.	Description	Reqd. QTY		Serial No.	Parts catalogue code
			NSS 300 D	NSS 300A D		
25	81244-K04-930	SHAFT, L. LID INNER .....	1	1		
26	81245-K04-930	LID ASSY., R. INNER .....	1	1		
27	81248-K04-930	SEAL, R. LID INNER .....	1	1		
28	81249-K04-930	SEAL, L. LID INNER .....	1	1		
29	81255-K04-930	LID ASSY., L. INNER .....	1	1		
30	81280-K04-930	PANEL, R. FR. ....	1	1		
31	81281-K04-930	PANEL, L. FR. ....	1	1		
32	81288-K04-930	COVER, SPRING .....	1	1		
33	81291-K04-930	SEAL, INNER COVER .....	1	1		
34	81293-K04-930	SPRING, POCKET .....	1	1		
35	81360-K04-930	STAY, FUSE .....	1	1		
36	83534-K04-931	DAMPER, L. LID .....	1	1		
37	90302-KWW-A00	NUT, SPRING, 4MM .....	19	19		
38	90601-SJA-003	CLIP, SNAP FITTING .....	1	1		
39	93404-06012-00	BOLT-WASHER, 6X12 .....	5	5		
40	93903-34380	SCREW, TAPPING, 4X12 .....	24	24		
41	93903-34480	SCREW, TAPPING, 4X16 .....	25	25		
42	94021-05070-0S	NUT, CAP, 5MM .....	1	1		
43	94103-04000	WASHER, PLAIN, 4MM .....	1	1		

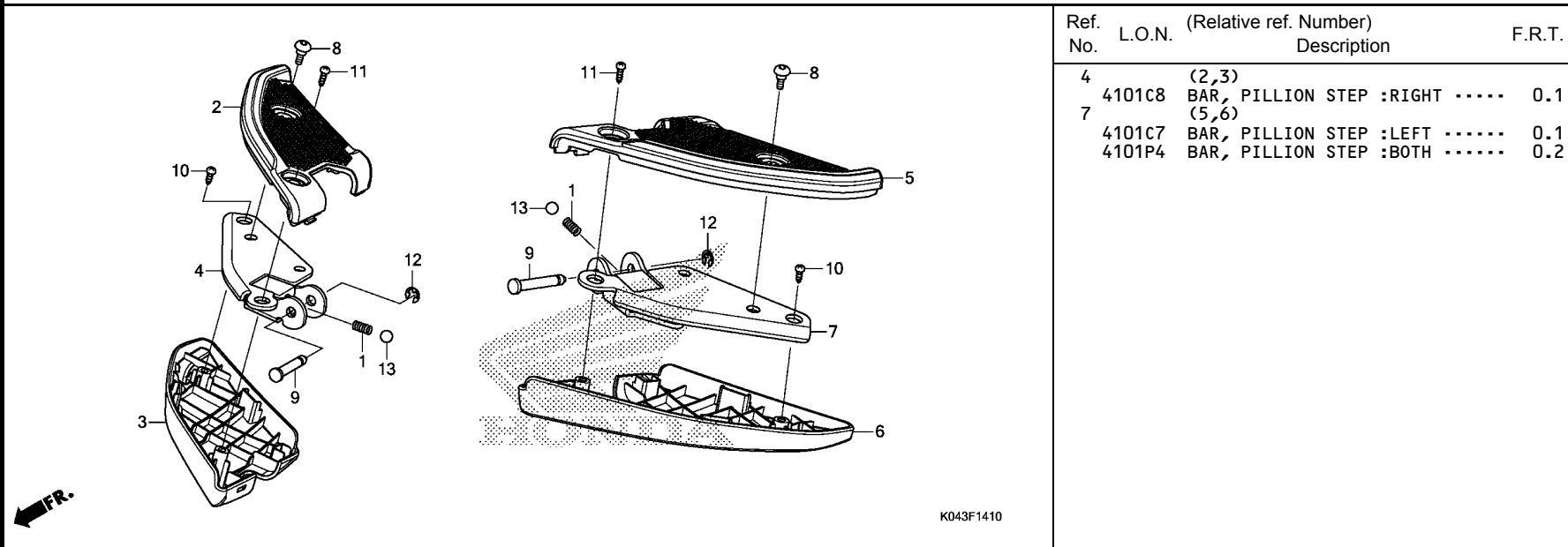


Ref. No.	L.O.N.	(Relative ref. Number) Description	F.R.T.
1	4131V3	STEP, FLOOR :RIGHT .....	0.4
2	4131V2	STEP, FLOOR :LEFT .....	0.4
	4131V4	STEP, FLOOR :BOTH .....	0.8
5	4151A1	MAT, FLOOR :RIGHT .....	0.1
6	4151A0	MAT, FLOOR :LEFT .....	0.1
	4151B7	MAT, FLOOR :BOTH .....	0.1
8	4131B4	COVER, UNDER .....	0.4
9	(11)		
	4111A6	SKIRT, FLOOR :RIGHT .....	0.2
10	(12)		
	4111A5	SKIRT, FLOOR :LEFT .....	0.2
	4111N5	SKIRT, FLOOR :BOTH .....	0.3

Ref. No.	Part No.	Description	Reqd. QTY	Serial No.	Parts catalogue code
			NSS 300 D	NSS 300A D	
1	64311-K04-930	STEP, R. FLOOR .....	1	1	
2	64321-K04-930	STEP, L. FLOOR .....	1	1	
3	64322-K04-930	LID, RESERVE TANK MAINTENANCE .....	1	1	
4	64323-K04-930	LID, PLUG MAINTENANCE .....	1	1	
5	64325-K04-930	MAT, R. FLOOR .....	1	1	
6	64326-K04-930	MAT, L. FLOOR .....	1	1	
7	64351-K04-930	RUBBER, UNDER COVER .....	2	2	
8	64360-K04-930	COVER COMP., UNDER .....	1	1	
9	64431-K04-930ZD	COVER, R. SIDE			
	*NHA14M*	SEAL SILVER METALLIC	1	1	----- E,ED,F,KO
	64431-K04-930ZB	*NHA87P*PEARL HIMALAYAS WHITE	1	1	
	64431-K04-930ZC	*NHA35M*			
10	64432-K04-930ZD	COVER, L. SIDE			
	*NHA14M*	SEAL SILVER METALLIC	1	1	----- E,ED,F,KO
	64432-K04-930ZB	*NHA87P*PEARL HIMALAYAS WHITE	1	1	
	64432-K04-930ZC	*NHA35M*			
		ASTEROID BLACK METALLIC	1	1	
11	64441-K04-930	COVER, R. RR. SIDE .....	1	1	
12	64442-K04-930	COVER, L. RR. SIDE .....	1	1	
13	83551-GE2-000	GROMMET, AIR CLEANER CASE ...	2	2	
14	90116-KVB-900	BOLT, FLANGE, 6MM .....	8	8	
15	90116-SP0-003	CLIP, BUMPER SEAL .....	2	2	
16	90302-GGE-900	NUT, SPRING(M5) .....	1	1	
17	90302-KWW-A00	NUT, SPRING, 4MM .....	14	14	
18	93404-06012-00	BOLT-WASHER, 6X12 .....	5	5	

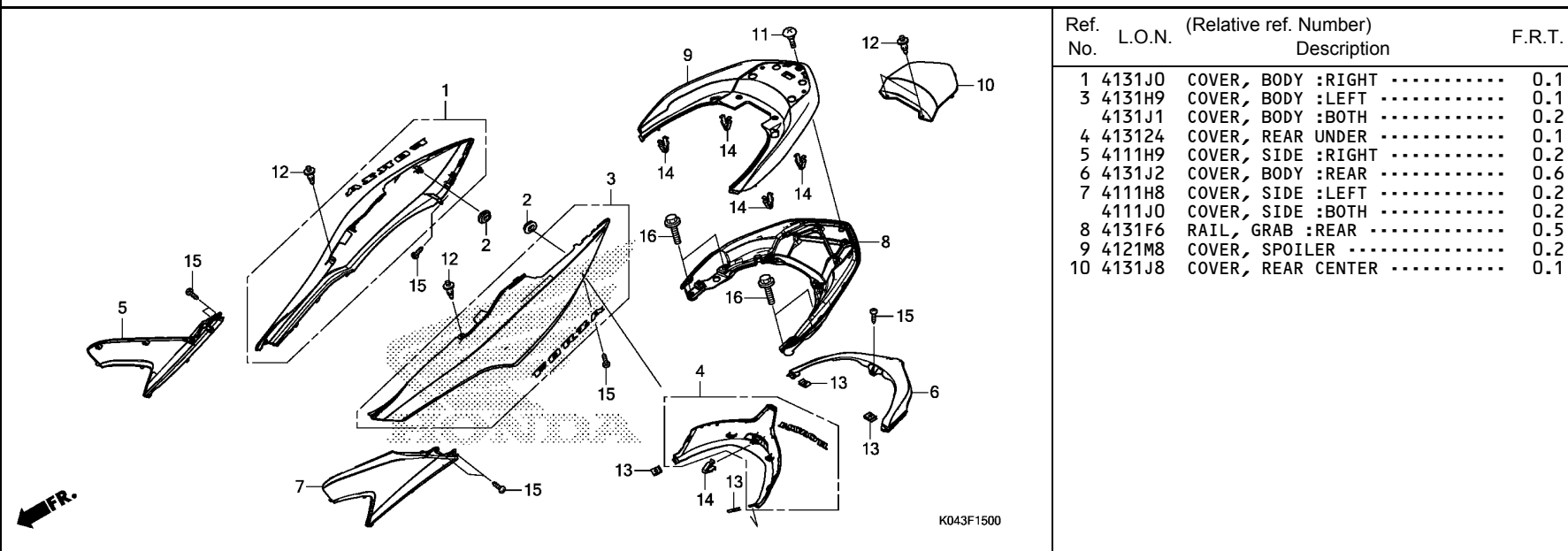


Ref. No.	Part No.	Description	Reqd. QTY		Serial No.	Parts catalogue code
			NSS 300 D	NSS 300A D		
19	93903-34380	SCREW, TAPPING, 4X12 .....	6	6		
20	93903-34480	SCREW, TAPPING, 4X16 .....	18	18		
21	93903-35380	SCREW, TAPPING, 5X16 .....	1	1		



Ref. No.	L.O.N.	(Relative ref. Number) Description	F.R.T.
4	(2,3)		
4101C8	BAR, PILLION STEP :RIGHT .....	0.1	
7	(5,6)		
4101C7	BAR, PILLION STEP :LEFT .....	0.1	
4101P4	BAR, PILLION STEP :BOTH .....	0.2	

Ref. No.	Part No.	Description	Reqd. QTY		Serial No.	Parts catalogue code
			NSS 300 D	NSS 300A D		
1	28333-300-000	SPRING, KICK STARTER STOPPER	2	2		
2	50711-K04-930	COVER, R. PILLION STEP UPPER	1	1		
3	50712-K04-930	COVER, R. PILLION STEP LOWER	1	1		
4	50713-K04-930	PLATE, R. PILLION STEP .....	1	1		
5	50721-K04-930	COVER, L. PILLION STEP UPPER	1	1		
6	50722-K04-930	COVER, L. PILLION STEP LOWER	1	1		
7	50723-K04-930	PLATE, L. PILLION STEP .....	1	1		
8	90106-MM4-000	SCREW, PAN, 6X14 .....	2	2		
9	90131-K04-930	PIN, PILLION STEP .....	2	2		
10	93903-35180	SCREW, TAPPING, 5X10 .....	2	2		
11	93903-35280	SCREW, TAPPING, 5X12 .....	2	2		
12	94540-04018	E-RING, 4MM .....	2	2		
13	96211-08000	BALL, STEEL, #8(1/4) .....	2	2		



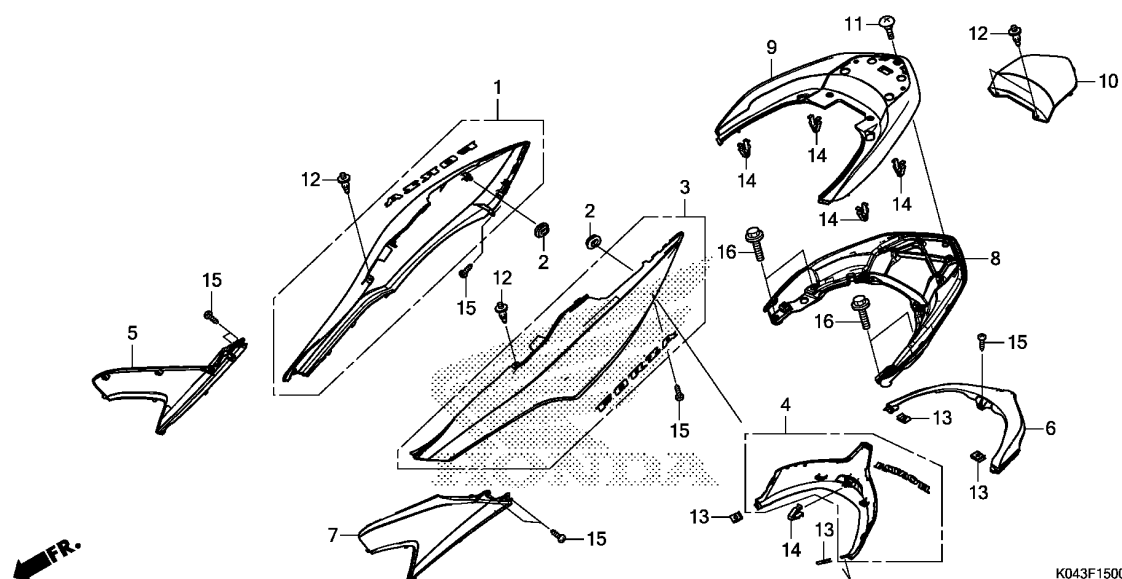
Ref. No.	L.O.N.	(Relative ref. Number) Description	F.R.T.
1	4131J0	COVER, BODY :RIGHT .....	0.1
3	4131H9	COVER, BODY :LEFT .....	0.1
	4131J1	COVER, BODY :BOTH .....	0.2
4	413124	COVER, REAR UNDER .....	0.1
5	4111H9	COVER, SIDE :RIGHT .....	0.2
6	4131J2	COVER, BODY :REAR .....	0.6
7	4111H8	COVER, SIDE :LEFT .....	0.2
	4111J0	COVER, SIDE :BOTH .....	0.2
8	4131F6	RAIL, GRAB :REAR .....	0.5
9	4121M8	COVER, SPOILER .....	0.2
10	4131J8	COVER, REAR CENTER .....	0.1

Ref. No.	Part No.	Description	Reqd. QTY NSS 300 D	NSS 300A D	Serial No.	Parts catalogue code
1	83550-K04-930ZA	COVER SET, R. BODY(WL)				
		*TYPE4*.....	1	1	-----	E,ED,F,KO
	83550-K04-930ZC	*TYPE2*.....	1	1		
	83550-K04-930ZD	*TYPE1*.....	1	1		
2	83551-GE2-000	GROMMET, AIR CLEANER CASE ...	2	2		
3	83650-K04-930ZA	COVER SET, L. BODY(WL)				
		*TYPE4*.....	1	1	-----	E,ED,F,KO
	83650-K04-930ZC	*TYPE2*.....	1	1		
	83650-K04-930ZD	*TYPE1*.....	1	1		
4	83660-K04-930ZA	COVER SET, RR. BODY LOWER(WL)				
		*TYPE4*.....	1	1	-----	E,ED,F,KO
	83660-K04-930ZC	*TYPE2*.....	1	1		
	83660-K04-930ZD	*TYPE1*.....	1	1		
5	83701-K04-930ZD	PANEL, R. FLOOR SIDE				
		*NHA14M*.SEAL SILVER METALLIC	1	1	-----	E,ED,F,KO
	83701-K04-930ZB	*NHA87P*PEARL HIMALAYAS WHITE	1	1		
	83701-K04-930ZC	*NHA35M*				
		ASTEROID BLACK METALLIC	1	1		
6	83751-K04-930ZD	COVER, RR. BODY UPPER				
		*NHA14M*.SEAL SILVER METALLIC	1	1	-----	E,ED,F,KO
	83751-K04-930ZB	*NHA87P*PEARL HIMALAYAS WHITE	1	1		
	83751-K04-930ZC	*NHA35M*				
		ASTEROID BLACK METALLIC	1	1		
7	83801-K04-930ZD	PANEL, L. FLOOR SIDE				
		*NHA14M*.SEAL SILVER METALLIC	1	1	-----	E,ED,F,KO
	83801-K04-930ZB	*NHA87P*PEARL HIMALAYAS WHITE	1	1		
	83801-K04-930ZC	*NHA35M*				
		ASTEROID BLACK METALLIC	1	1		

F-15

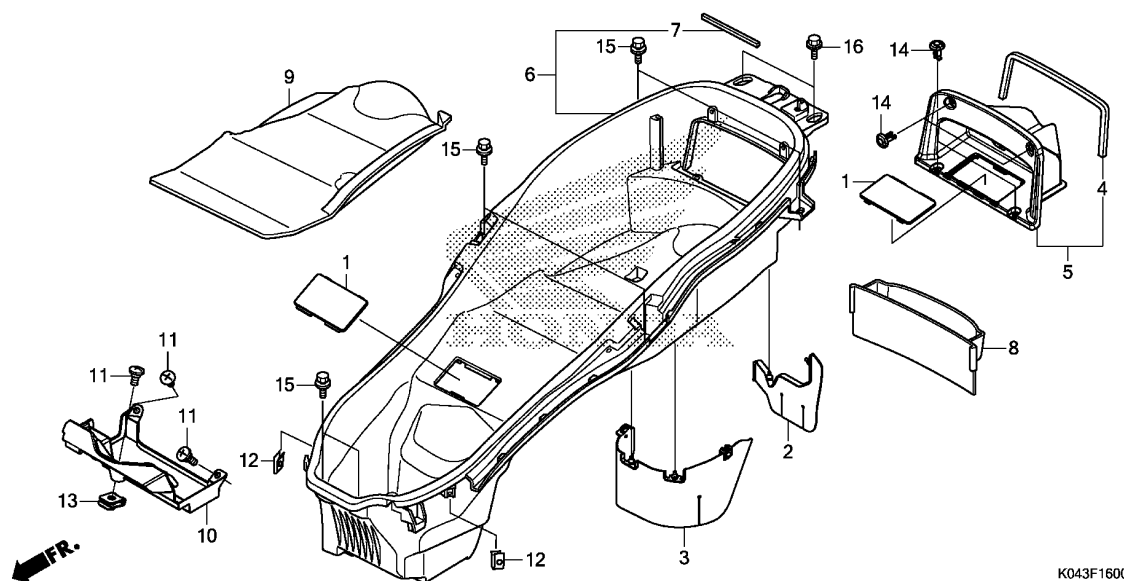
## BODY COVER/GRAB RAIL

G11



Ref. No.	Part No.	Description	Reqd. QTY		Serial No.	Parts catalogue code
			NSS 300 D	NSS 300A D		
8	84100-K04-930	RAIL, RR. GRAB .....	1	1		
9	84150-K04-930ZD	COVER, RR. GRAB RAIL				
		*NHA14M*.SEAL SILVER METALLIC	1	1	-----	E,ED,F,KO
	84150-K04-930ZB	*NHA87P*PEARL HIMALAYAS WHITE	1	1		
	84150-K04-930ZC	*NHA35M*				
		ASTEROID BLACK METALLIC	1	1		
10	84160-K04-930ZD	COVER, GRAB RAIL CENTER				
		*NHA14M*.SEAL SILVER METALLIC	1	1	-----	E,ED,F,KO
	84160-K04-930ZB	*NHA87P*PEARL HIMALAYAS WHITE	1	1		
	84160-K04-930ZC	*NHA35M*				
		ASTEROID BLACK METALLIC	1	1		
11	90104-K04-930	SCREW, SPECIAL, 5MM .....	1	1		
12	90116-SP0-003	CLIP, BUMPER SEAL .....	4	4		
13	90302-KWW-A00	NUT, SPRING, 4MM .....	4	4		
14	90601-SJA-003	CLIP, SNAP FITTING .....	5	5		
15	93903-34480	SCREW, TAPPING, 4X16 .....	7	7		
16	95701-08030-00	BOLT, FLANGE, 8X30 .....	4	4		

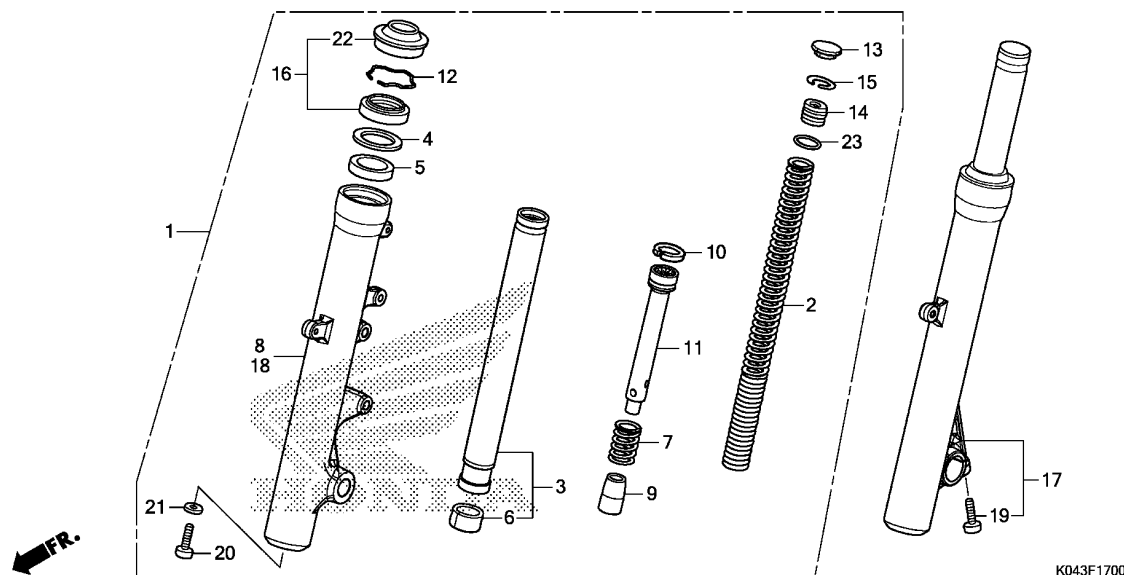
3



Ref. No.	L.O.N.	(Relative ref. Number) Description	F.R.T.
5	410190	BOX OR BAG, TOOL .....	0.1
6	412102	BOX, LUGGAGE .....	0.5
10	6101A1	COVER, BATTERY .....	0.1

Ref. No.	Part No.	Description	Reqd. QTY	Serial No.	Parts catalogue code
			NSS 300 D	NSS 300A D	
1	64322-K04-930	LID, RESERVE TANK MAINTENANCE	2	2	
2	80103-K04-930	GUARD B, SPLASH .....	1	1	
3	80104-K04-930	GUARD, SPLASH .....	1	1	
4	80121-K04-930	SEAL, TOOL BOX .....	1	1	
5	80130-K04-930	BOX ASSY., TOOL .....	1	1	
6	81260-K04-930	BOX COMP., LUGGAGE .....	1	1	
7	81262-K04-930	SEAL, LUGGAGE BOX .....	1	1	
8	81264-K04-930	BOX, OWNERS MANUAL .....	1	1	
9	81272-K04-930	MAT, LUGGAGE BOX(RR.) .....	1	1	
10	81300-K04-930	LID COMP., BATTERY .....	1	1	
11	90112-K04-930	SCREW, BATTERY LID .....	3	3	
12	90302-KWW-A00	NUT, SPRING, 4MM .....	2	2	
13	90305-GEE-710	NUT, CLIP, 6MM .....	1	1	
14	90683-GAZ-003	CLIP, TRIM .....	4	4	
15	93404-06012-08	BOLT-WASHER, 6X12 .....	6	6	
16	95701-06012-08	BOLT, FLANGE, 6X12 .....	2	2	





Ref. No.	L.O.N.	(Relative ref. Number) Description	F.R.T.
1	5111C3	FORK ASSY., FRONT :RIGHT .....	0.4
2	5111C5	SPRING, FRONT FORK :LEFT .....	0.6
	5111C6	SPRING, FRONT FORK :RIGHT ....	0.6
	5111C7	SPRING, FRONT FORK :BOTH .....	0.9
3		(5,6,7,9,10,11)	
	5111G2	PIPE, FRONT FORK :LEFT .....	0.8
	5111G3	PIPE, FRONT FORK :RIGHT .....	0.8
	5111G4	PIPE, FRONT FORK :BOTH .....	1.3
8	5111D2	CASE, BOTTOM :RIGHT .....	0.9
16	5111E7	SEAL SET, FRONT FORK :LEFT ...	0.9
	5111E8	SEAL SET, FRONT FORK :RIGHT ..	0.9
	5111E9	SEAL SET, FRONT FORK :BOTH ...	1.5
17	5111C2	FORK ASSY., FRONT :LEFT .....	0.4
	5111C4	FORK ASSY., FRONT :BOTH .....	0.5
18	5111D1	CASE, BOTTOM :LEFT .....	0.9
	5111D3	CASE, BOTTOM :BOTH .....	1.5

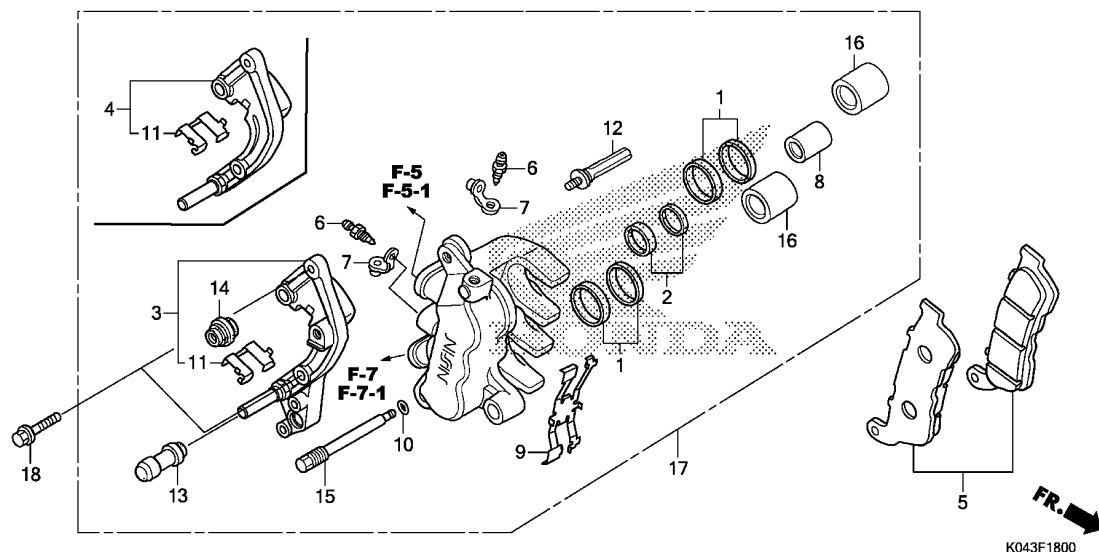
K043F1700

Ref. No.	Part No.	Description	Reqd. QTY	Serial No.	Parts catalogue code
			NSS 300 D	NSS 300A D	
1	51400-K04-931	FORK ASSY., R. FR.(SHOWA) ...	1	1	
2	51401-K04-931	SPRING, FR. FORK .....	2	2	
3	51410-K04-931	PIPE COMP., FR. FORK .....	2	2	
4	51412-422-003	RING, BACK UP .....	2	2	
5	51414-MBV-711	BUSH, GUIDE .....	2	2	
6	51415-MBV-711	BUSH, SLIDER .....	2	2	
7	51416-461-003	SPRING, REBOUND .....	2	2	
8	51420-K04-931	CASE, R. FR. BOTTOM .....	1	1	
9	51432-MJ6-003	PIECE, OIL LOCK .....	2	2	
10	51437-461-003	RING, PISTON .....	2	2	
11	51440-K04-931	PIPE, SEAT .....	2	2	
12	51447-KTW-902	RING, OIL SEAL STOPPER .....	2	2	
13	51449-KTW-901	CAP, FR. FORK TOP .....	2	2	
14	51455-KTW-902	SEAT B, SPRING .....	2	2	
15	51456-KTW-901	RING, STOPPER .....	2	2	
16	51490-K04-931	SEAL SET, FR. FORK .....	2	2	
17	51500-K04-931	FORK ASSY., L. FR.(SHOWA) ...	1	1	
18	51520-K04-931	CASE, L. FR. BOTTOM .....	1	1	
19	90105-MA6-750	BOLT, SOCKET, 8X28 .....	1	1	
20	90116-KTW-901	BOLT, SOCKET, 8X20 .....	2	2	
21	90544-283-000	WASHER, SPECIAL, 8MM(SHOWA) -	2	2	
22	91254-434-003	DUST SEAL, 35MM(SHOWA) .....	2	2	
23	91356-KTW-901	O-RING, 26.2X2.4 .....	2	2	

# F-18

# FRONT BRAKE CALIPER

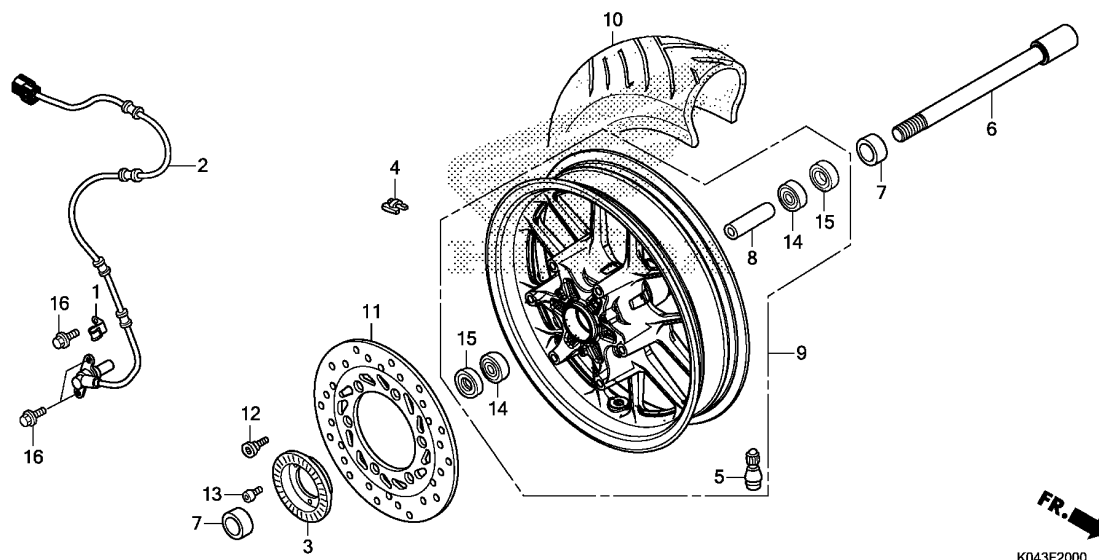
G14



Ref. No.	L.O.N.	(Relative ref. Number) Description	F.R.T.
3	7111G0	(4) BRACKET, FRONT CALIPER .....	0.2
5	7111I5	SHOE(PAD) SET, BRAKE :FRONT ..	0.1
8	7111D1	(1,2,16) PISTON, FRONT BRAKE CALIPER ..	0.7
		.INCLUDES: Bleed brakes .NOTE: Same time for two units or more	
17	711130	CALIPER, FRONT BRAKE .....	0.5
		.INCLUDES: Bleed brakes	

Ref. No.	Part No.	Description	Reqd. QTY		Serial No.	Parts catalogue code
			NSS 300 D	NSS 300A D		
1	06431-MA3-405	SEAL SET, PISTON .....	2	2		
2	06451-MZ2-405	SEAL SET, PISTON .....	1	1		
3	06453-KVZ-661	BRACKET SUB ASSY., R. FR. ...	-	1		
4	06453-MCW-H01	BRACKET SUB ASSY., R. FR. ...	1	-		
5	06455-K04-931	PAD SET, FR.(NISSIN) .....	1	1	----- E,ED,F	
	06455-K04-701	.....	1	1	----- KO,U	
6	43352-568-003	SCREW, BLEEDER(NISSIN) .....	2	2		
7	43353-461-771	CAP, BLEEDER .....	2	2		
8	45107-MAJ-G41	PISTON A, 22X27 .....	1	1		
9	45108-MBT-D52	SPRING, PAD .....	1	1		
10	45111-MAJ-G41	RING, STOPPER .....	1	1		
11	45112-MZ2-006	RETAINER, BRACKET .....	1	1		
12	45131-ML7-921	BOLT A, PIN .....	1	1		
13	45132-166-016	BOOT, PIN BUSH(NISSIN) .....	1	1		
14	45133-MA3-006	BOOT B .....	1	1		
15	45215-MBT-D51	PIN, HANGER .....	1	1		
16	45218-MAJ-G41	PISTON B, 27X35 .....	2	2		
17	45250-KVZ-631	CALIPER SUB ASSY., R. FR. (NISSIN)	1	-		
	45250-KVZ-661	.....	-	1		
18	90107-MT3-003	BOLT, FLANGE, 8X32 .....	2	2		

3



Ref. No.	L.O.N.	(Relative ref. Number) Description	F.R.T.
2	617196	SENSOR, WHEEL SPEED :FRONT ...	0.2
3	7101B0	RING, PULSER :FRONT .....	0.3
4	7101A6	WEIGHT, BALANCE :FRONT .....	0.5
6		(15)	
	710151	AXLE, FRONT WHEEL .....	0.2
9	7101D4	FRONT WHEEL .....	0.9
		.INCLUDES: Balance	
10	710139	FRONT TIRE(ONE) .....	0.8
		.INCLUDES: Balance	
11	711120	DISC, FRONT BRAKE .....	0.3
14	710115	BEARING, FRONT WHEEL(ONE) ....	0.4
	710115G	.Replace 1 bearing add .....	0.1

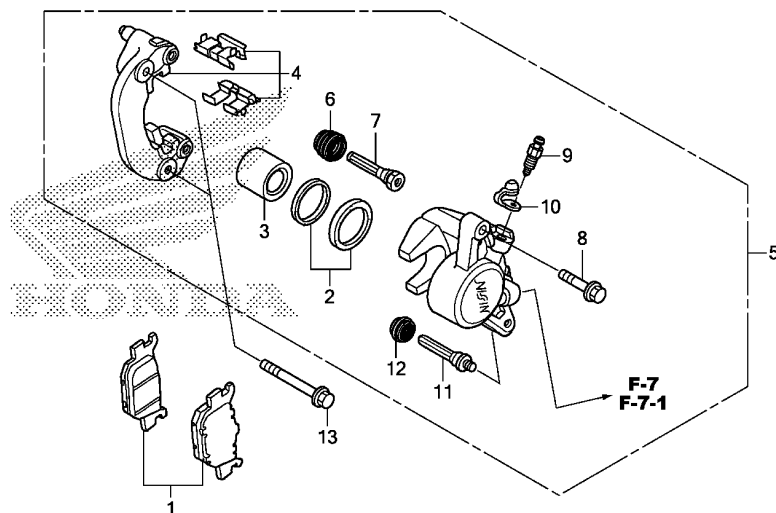
K043F2000

Ref. No.	Part No.	Description	Reqd. QTY	Serial No.	Parts catalogue code
			NSS 300 D	NSS 300A D	
1	38515-KSV-J40	GUIDE, SENSOR CORD .....	-	1	
2	38520-K04-971	SENSOR, FR. WHEEL SPEED .....	-	1	
3	42515-MBT-D50	RING, RR. PULSER .....	-	1	
4	42704-MER-D00	WEIGHT, BALANCE(10G) .....	N	N	
	42705-MER-D00	WEIGHT, BALANCE(20G) .....	N	N	
	42706-MER-D00	WEIGHT, BALANCE(30G) .....	N	N	
5	42753-KWF-901	VALVE, RIM(TRITON) .....	1	1	
6	44301-K04-930	AXLE, FR. WHEEL .....	1	1	
7	44311-K04-930	COLLAR, FR. WHEEL SIDE .....	2	2	
8	44620-K04-930	COLLAR, FR. AXLE DISTANCE ...	1	1	
9	44650-K04-930ZA	WHEEL SUB ASSY., FR. *NH303M*	1	-	
	44650-K04-970ZA	*NH303M* MAT AXIS GRAY METALLIC	-	1	
10	44711-K04-931	TIRE, FR.(DUN) (120/70-14 M/C 55P)	1	1	
11	45251-K04-931	DISK, FR. BRAKE(NHK PRECISION)	1	1	
12	90105-KL8-741	BOLT, FR. DISK, 8X24(SAGA) ..	6	6	
	90105-MBB-000	BOLT, BRAKE DISK, 8X24 .....	6	6	
13	90131-KPB-751	BOLT, TORX, 5X10 .....	-	3	
14	91051-MGZ-J01	BEARING, RADIAL BALL, 6303UU (FUJIKOSHI)	2	2	
	91054-MT6-831	BEARING, RADIAL BALL, 6303UU (NSK)	2	2	
15	91253-KZJ-901	OIL SEAL, 25X47X6.5(ARAI) ...	2	2	
16	96001-06014-07	BOLT, FLANGE, 6X14 .....	-	3	

F-21

## REAR BRAKE CALIPER

G16

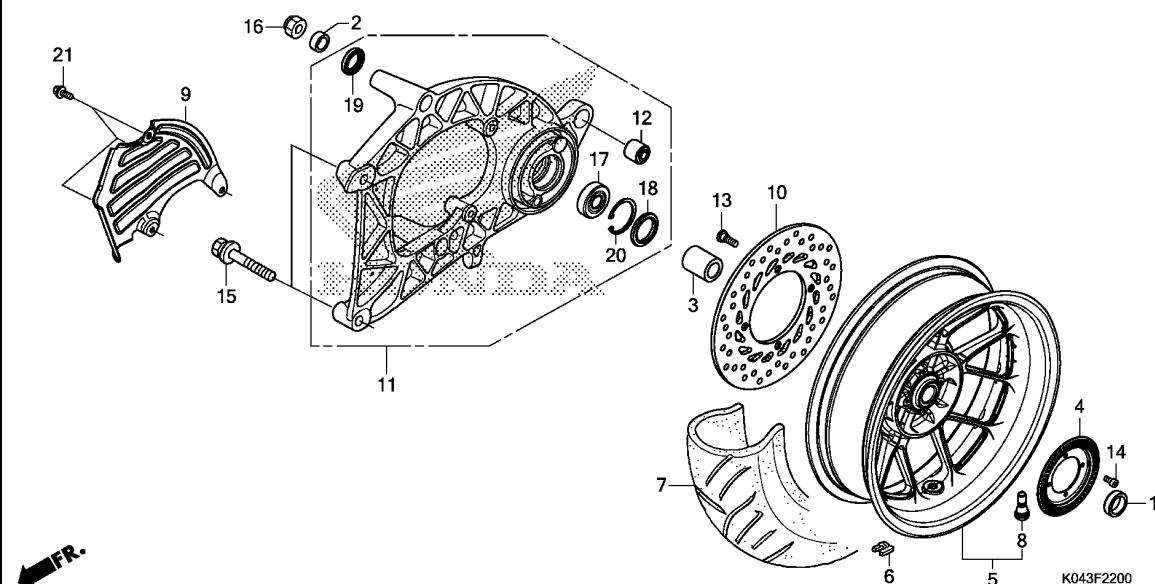


K043F2100

Ref. No.	L.O.N.	(Relative ref. Number) Description	F.R.T.
1	711140	SHOE(PAD) SET, BRAKE :REAR ...	0.3
3	7111D5	PISTON, REAR BRAKE CALIPER ...	0.7
		.INCLUDES: Bleed brakes	
4	7111C1	BRACKET, REAR CALIPER .....	0.4
5	711155	CALIPER, REAR BRAKE .....	0.6
		.INCLUDES: Bleed brakes	

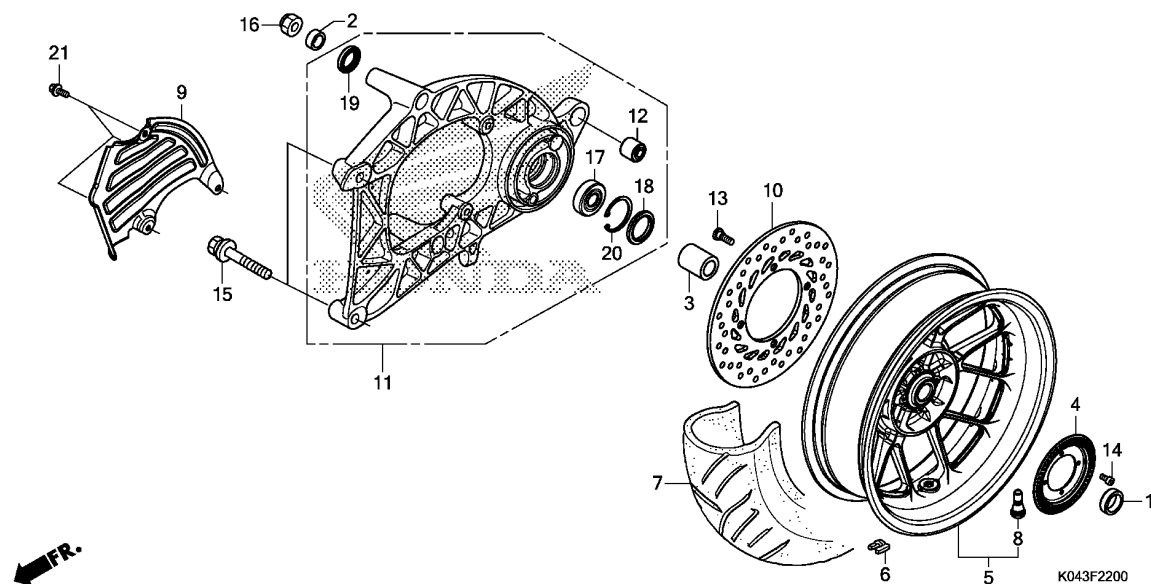
Ref. No.	Part No.	Description	Reqd. QTY		Serial No.	Parts catalogue code
			NSS 300 D	NSS 300A D		
1	06435-K04-931	PAD SET, RR.(NISSIN) .....	1	1	----- E,ED,F	
	06435-K04-701	.....	1	1	----- K0,U	
2	06451-443-405	SEAL SET, PISTON .....	1	1		
3	43107-KT7-761	PISTON .....	1	1		
4	43110-KVZ-631	BRACKET COMP., RR. ....	1	1		
5	43150-KVZ-631	CALIPER SUB ASSY., RR. BRAKE (NISSIN) .....	1	1		
6	43234-S04-003	COVER, DUST .....	1	1		
7	43235-HP1-006	PIN B .....	1	1		
8	43240-KSV-J01	BOLT, FLANGE, 8X26 .....	1	1		
9	43352-568-003	SCREW, BLEEDER(NISSIN) .....	1	1		
10	43353-461-771	CAP, BLEEDER .....	1	1		
11	45131-ML7-921	BOLT A, PIN .....	1	1		
12	45133-MA3-006	BOOT B .....	1	1		
13	90132-MY2-000	BOLT, FLANGE, 8X50 .....	2	2		

3

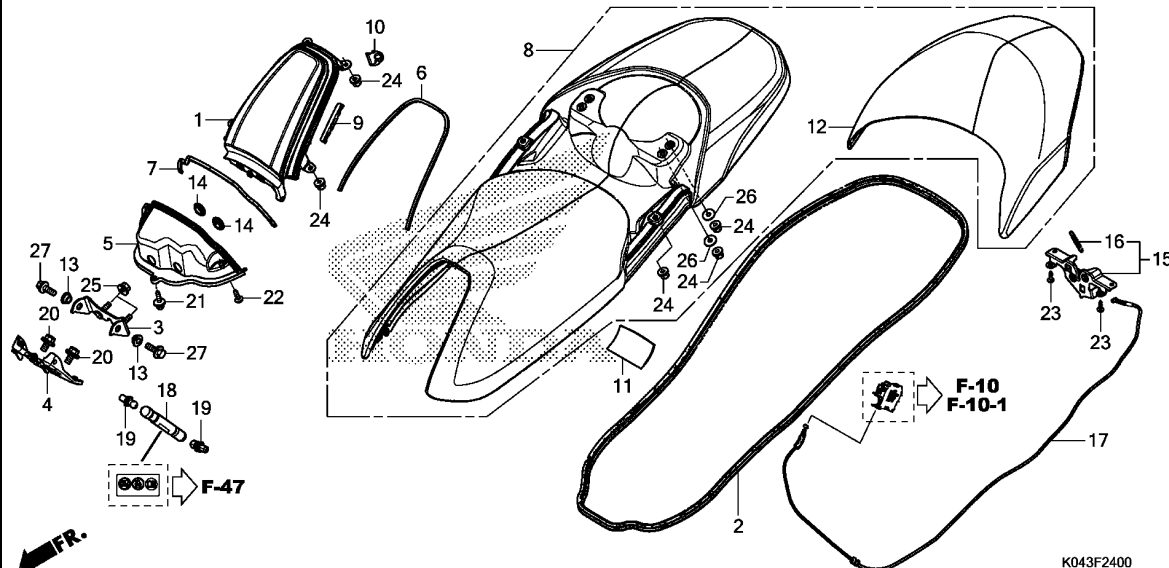


Ref. No.	L.O.N.	(Relative ref. Number) Description	F.R.T.
4	7101B1	RING, PULSER :REAR .....	0.4
5	710118	REAR WHEEL .....	1.0
		.INCLUDES: Balance	
6	7101E1	WEIGHT, BALANCE :REAR .....	0.6
7	710142	REAR TIRE(ONE) .....	0.9
		.INCLUDES: Balance	
9	7111S3	PROTECTOR, BRAKE HOSE .....	0.2
10	711145	DISC, REAR BRAKE .....	0.4
11		(18,19)	
	5121B0	SWINGARM ASSEMBLY .....	0.4
17	710133	BEARING, REAR WHEEL(ONE) .....	0.5

Ref. No.	Part No.	Description	Reqd. QTY	Serial No.	Parts catalogue code
			NSS 300 D	NSS 300A D	
1	42311-KSV-J00	COLLAR, RR. WHEEL SIDE .....	1	1	
2	42312-KEY-900	COLLAR B, RR. AXLE .....	1	1	
3	42313-K04-930	COLLAR, RR. AXLE .....	1	1	
4	42515-MER-D01	RING, RR. PULSER .....	-	1	
5	42650-K04-930ZA	WHEEL SUB ASSY., RR.			
		*NH303M*			
		MAT AXIS GRAY METALLIC	1	-	
	42650-K04-970ZA	*NH303M*			
		MAT AXIS GRAY METALLIC	-	1	
6	42704-MER-D00	WEIGHT, BALANCE(10G) .....	N	N	
	42705-MER-D00	WEIGHT, BALANCE(20G) .....	N	N	
	42706-MER-D00	WEIGHT, BALANCE(30G) .....	N	N	
7	42711-K04-931	TIRE, RR.(DUN)			
		(140/70-13 M/C 61P)	1	1	
8	42753-KWF-901	VALVE, RIM(TRITON) .....	1	1	
9	43156-K04-930	PROTECTOR, RR. BRAKE HOSE ...	1	1	
10	43251-K04-931	DISK, RR. BRAKE(NHK PRECISION)	1	1	
11	52100-K04-930	SWINGARM ASSY. ....	1	1	
12	52108-KTW-B00	BUSH, DAMPER .....	1	1	
13	90105-KL8-741	BOLT, FR. DISK, 8X24(SAGA) ..	4	4	
	90105-MBB-000	BOLT, BRAKE DISK, 8X24 .....	4	4	
14	90131-KPB-751	BOLT, TORX, 5X10 .....	-	4	
15	90132-KSV-J00	BOLT-WASHER, 10X60 .....	2	2	
16	90305-KWN-701	NUT, U, 16MM .....	1	1	
17	91051-KS4-003	BEARING, RADIAL BALL, 6303 ..	1	1	
18	91252-147-003	OIL SEAL, 34X47X5 .....	1	1	

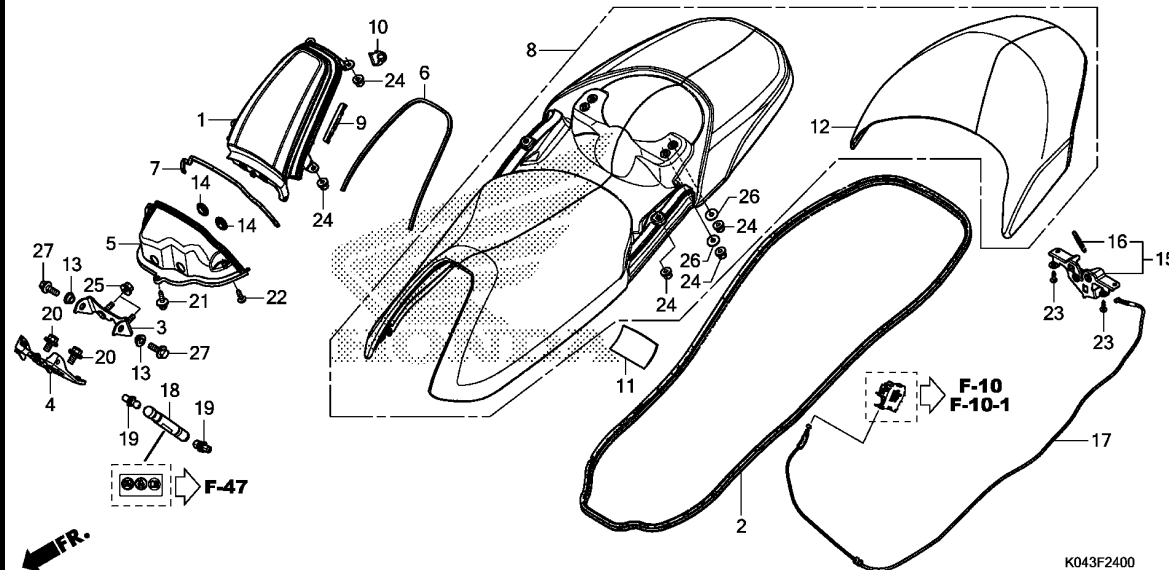


Ref. No.	Part No.	Description	Reqd. QTY		Serial No.	Parts catalogue code
			NSS 300 D	NSS 300A D		
19	91258-HB3-003	DUST SEAL, 37X25X6 .....	1	1		
20	94520-47000	CIRCLIP, INTERNAL, 47MM .....	1	1		
21	95701-06016-07	BOLT, FLANGE, 6X16 .....	3	3		



Ref. No.	L.O.N.	(Relative ref. Number) Description	F.R.T.
1	4131BU	HINGE, SEAT(A) (3)	0.4
4	4131P0	HINGE, SEAT	1.7
5	4131F9	COVER, SEAT UNDER	0.1
8	4131E4	SEAT :DOUBLE	0.2
12	4121A0	BACKREST (16)	0.3
15	4131E8	CATCH, SEAT :REAR SIDE	0.5
17	811175	CABLE, SEAT LOCK	1.7
18	4131K2	DAMPER, SEAT OPENER	0.7

Ref. No.	Part No.	Description	Reqd. QTY	Serial No.	Parts catalogue code
			NSS 300 D	NSS 300A D	
1	77110-K04-930	HINGE A, SEAT	1	1	
2	77115-K04-930	RUBBER A, SEAL	1	1	
3	77121-K04-930	HINGE B, SEAT	1	1	
4	77122-K04-930	HINGE COMP., SEAT	1	1	
5	77160-K04-930	COVER, SEAT HINGE UNDER	1	1	
6	77175-K04-930	RUBBER B, SEAL	1	1	
7	77176-K04-930	RUBBER C, SEAL	1	1	
8	77200-K04-930ZA	SEAT COMP., DOUBLE *TYPE1*	1	1	
9	77202-K04-930	COVER, SEAT HINGE	2	2	
10	77203-K04-930	CAP, HINGE NUT	2	2	
11	77205-K04-930	CUSHION, SEAT	1	1	
12	77210-K04-930ZA	BACKREST ASSY. *TYPE1*	1	1	
13	77223-MFV-000	COLLAR, RR. COWL SETTING	2	2	
14	77225-K04-930	GROMMET, SEAT HINGE UNDER	2	2	
15	77230-K04-930	CATCH COMP., SEAT	1	1	
16	77234-GN2-000	SPRING, SEAT LOCK	1	1	
17	77240-K04-931	CABLE COMP., SEAT LOCK	1	1	
18	83590-K04-931	DAMPER, OPENER	1	1	
19	90108-KWR-003	STUD, BALL	2	2	
20	93404-08016-08	BOLT-WASHER, 8X16	2	2	
21	93891-05016-18	SCREW-WASHER, 5X16	1	1	
22	93903-25380	SCREW, TAPPING, 5X16	2	2	
23	93903-34380	SCREW, TAPPING, 4X12	2	2	



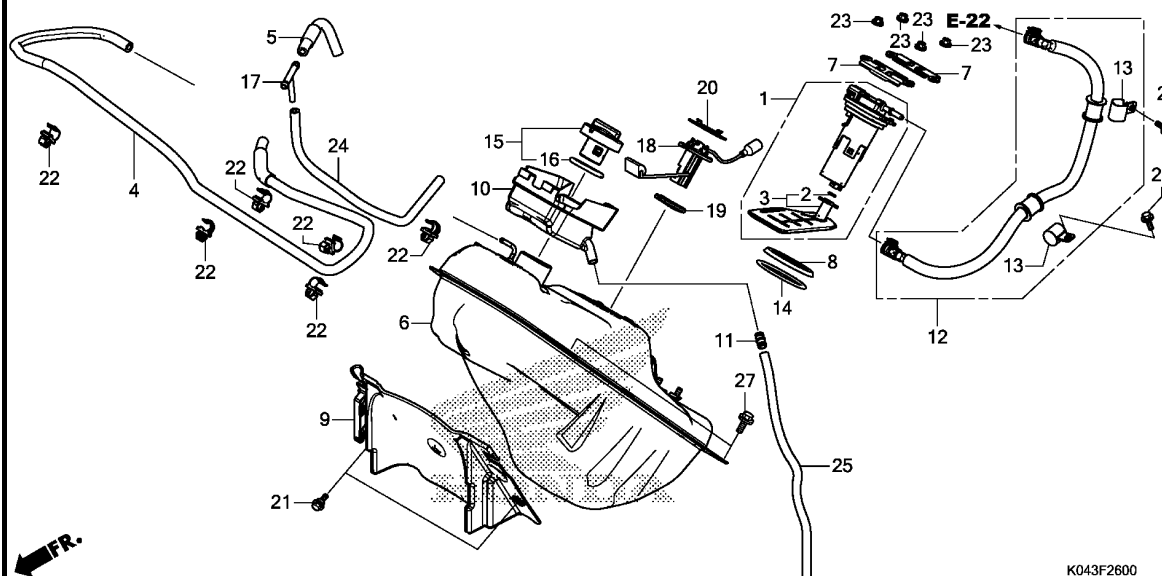
Ref. No.	Part No.	Description	Reqd. QTY		Serial No.	Parts catalogue code
			NSS 300 D	NSS 300A D		
24	94050-06000	NUT, FLANGE, 6MM .....	10	10		
25	94050-08080	NUT, FLANGE, 8MM .....	2	2		
26	94103-06000	WASHER, PLAIN, 6MM .....	4	4		
27	95701-08020-08	BOLT, FLANGE, 8X20 .....	2	2		



F-26

## FUEL TANK

H 5



Ref. No.	L.O.N.	(Relative ref. Number) Description	F.R.T.
1		(8,14)	
310120		PUMP ASSY., FUEL .....	0.8
3		(2)	
3101C7		FILTER, FUEL .....	0.8
6	310100	TANK, FUEL .....	2.7
9	4131Q5	COVER, FUEL TANK CENTER .....	1.2
12	310162	HOSE, FUEL FEED .....	0.6
18		(19)	
617105		FUEL TANK SENDING UNIT .....	0.6

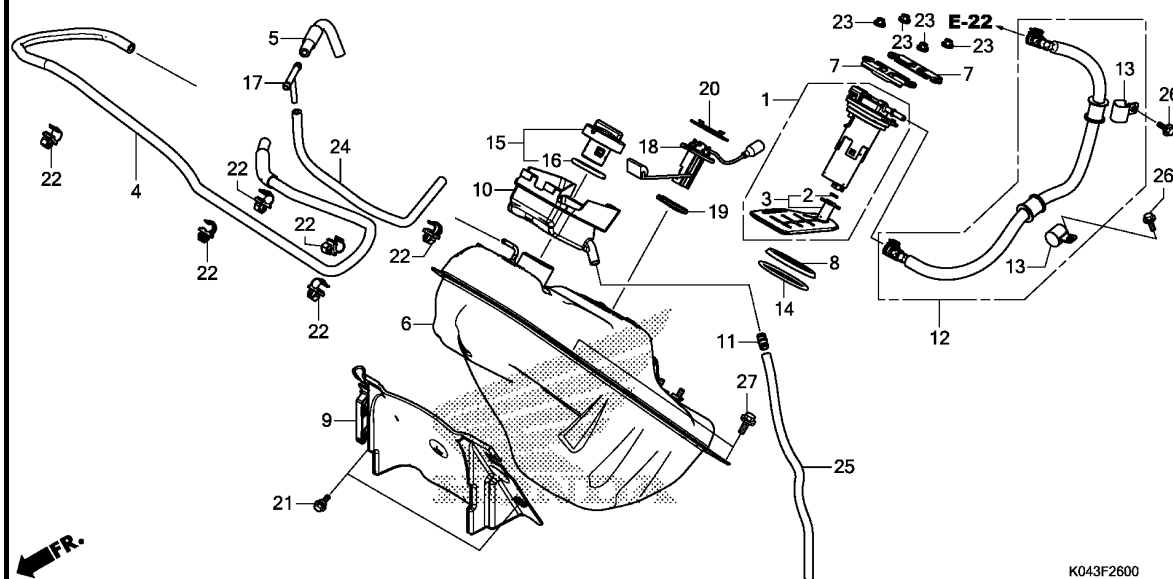
Ref. No.	Part No.	Description	Reqd. QTY	Serial No.	Parts catalogue code
			NSS 300 D		
			NSS 300A D		
1	16700-K04-931	PUMP ASSY., FUEL .....	1	1	
2	16706-KVB-S51	O-RING(P7) .....	1	1	
3	16707-K04-931	FILTER SET .....	1	1	
4	17416-K04-930	TUBE, BREATHER .....	1	1	
5	17417-K04-930	TUBE, AIR BREATHER .....	1	1	
6	17510-K04-930	TANK COMP., FUEL .....	1	1	
7	17517-K04-930	RETAINER, FUEL PUMP .....	2	2	
8	17518-GGL-J00	DUST SEAL .....	1	1	
9	17520-K04-930	COVER, FUEL TANK .....	1	1	
10	17525-K04-930	TRAY, FUEL .....	1	1	
11	17525-KBN-900	JOINT, FUEL TUBE .....	1	1	
12	17528-K04-931	HOSE COMP., FUEL FEED .....	1	1	
13	17568-KRJ-900	CLAMPER, FUEL HOSE .....	2	2	
14	17572-GGL-J00	O-RING, FUEL PUMP .....	1	1	
15	17620-KWN-981	CAP COMP., FUEL FILLER .....	1	1	
16	17632-383-831	PACKING, FUEL FILLER CAP ....	1	1	
17	36191-KV3-700	JOINT, AIR FILTER .....	1	1	
18	37800-K04-931	FUEL UNIT(NIPPON SEIKI) .....	1	1	
19	37801-GA7-700	PACKING, BASE .....	1	1	
20	37802-KTL-740	RETAINER, FUEL UNIT .....	1	1	
21	90116-KVB-900	BOLT, FLANGE, 6MM .....	2	2	
22	90659-KG4-000	CLAMP, WIRE, 8MM .....	6	6	
23	94050-06000	NUT, FLANGE, 6MM .....	4	4	
24	95001-35260-40	TUBE, 3.5X260 .....	1	1	
25	95003-25040-31	TUBE, VINYL, 9X11X400 .....	1	1	

3

F-26

## FUEL TANK

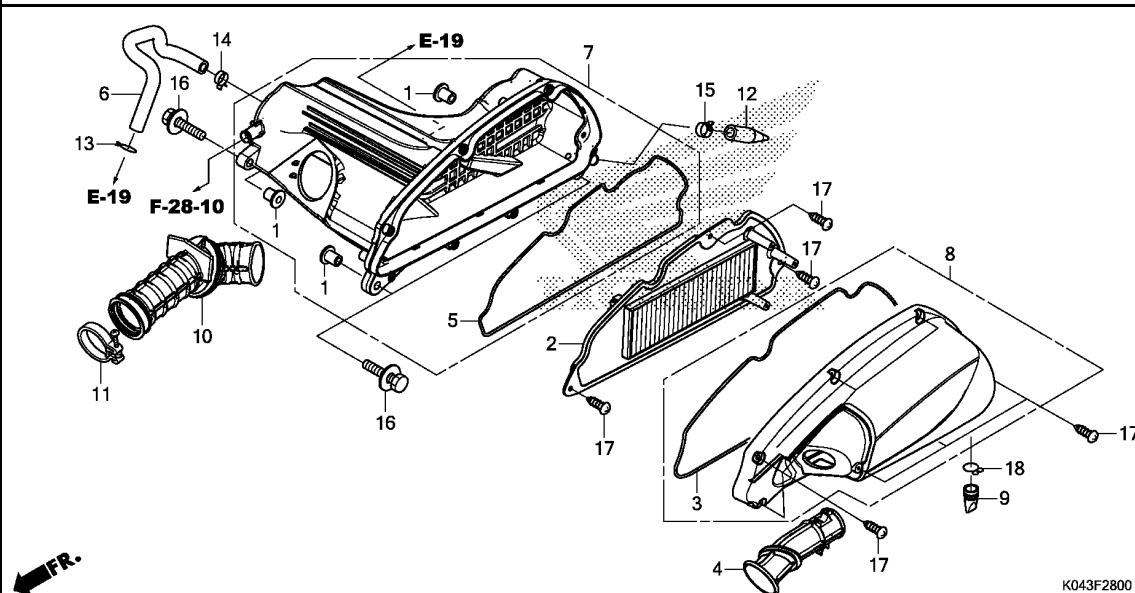
H 6



K043F2600

Ref. No.	Part No.	Description	Reqd. QTY		Serial No.	Parts catalogue code
			NSS 300 D	NSS 300A D		
26	95701-06014-00	BOLT, FLANGE, 6X14 .....	2	2		
27	95701-08014-00	BOLT, FLANGE, 8X14 .....	4	4		

3



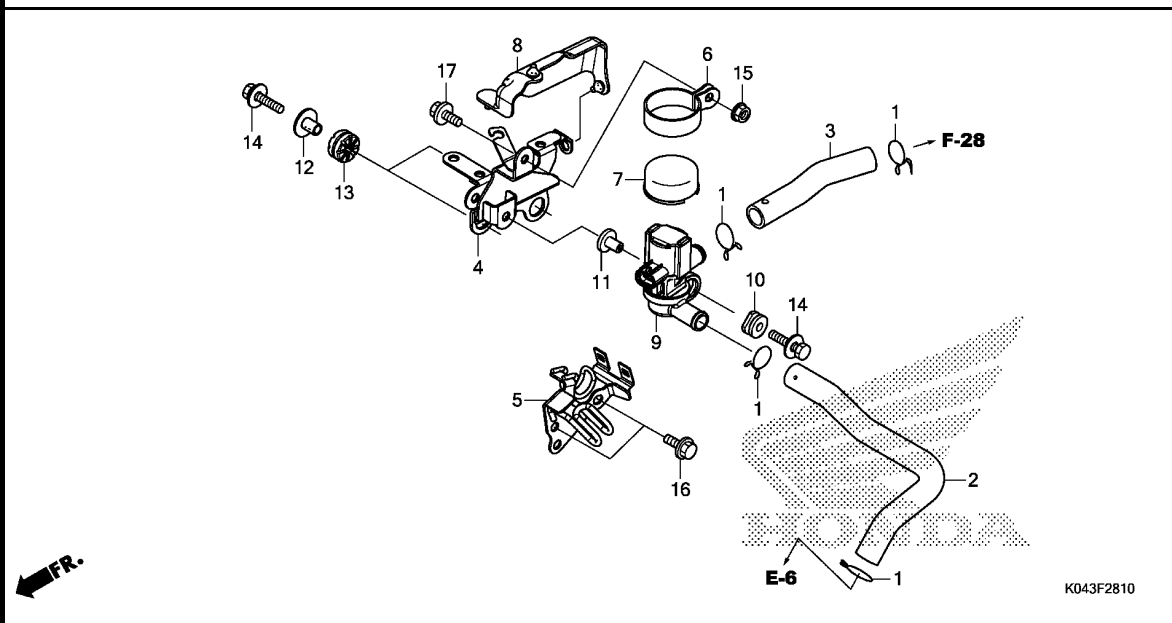
Ref. No.	L.O.N.	(Relative ref. Number) Description	F.R.T.
2	312105	(3,5) ELEMENT, AIR CLEANER .....	0.2
7	3121A5	CASE, AIR CLEANER .....	0.7
8	312102	(4) COVER, AIR CLEANER CASE .....	0.3
10	3121B6	TUBE, AIR CLEANER CONNECTING .....	0.7

Ref. No.	Part No.	Description	Reqd. QTY	Serial No.	Parts catalogue code
			NSS 300 D	NSS 300A D	
1	17208-GR1-010	COLLAR, AIR CLEANER SETTING .....	3	3	
2	17210-K04-930	ELEMENT COMP., AIR CLEANER .....	1	1	
3	17213-KTW-900	SEAL, AIR CLEANER .....	1	1	
4	17215-K04-930	DUCT, AIR CLEANER .....	1	1	
5	17218-KFG-000	SEAL, AIR CLEANER .....	1	1	
6	17218-K04-930	TUBE, BREATHER .....	1	1	
7	17225-K04-931	CASE SUB ASSY., AIR CLEANER .....	1	1	
8	17235-K04-930	COVER SUB ASSY., AIR CLEANER .....	1	1	
9	17236-KVB-900	PLUG, AIR CLEANER DRAIN .....	1	1	
10	17253-K04-931	TUBE, AIR CLEANER CONNECTING .....	1	1	
11	17255-K04-930	BAND, AIR CLEANER CONNECTING TUBE(52) .....	1	1	
12	17261-KSV-J00	TUBE, DRAIN .....	1	1	
13	90661-GHB-630	CLAMP B, TUBE, 14.5MM .....	1	1	
14	90682-SAO-671	CLAMP, CANISTER HOSE .....	1	1	
15	91406-MS8-000	CLAMP, TUBE(D14.5) .....	1	1	
16	93404-06030-00	BOLT-WASHER, 6X30 .....	3	3	
17	93903-25480	SCREW, TAPPING, 5X20 .....	10	10	
18	95002-80000	CLIP, TUBE(C12) .....	1	1	

# F-28-10

# AIR INJECTION SOLENOID VALVE

H 8

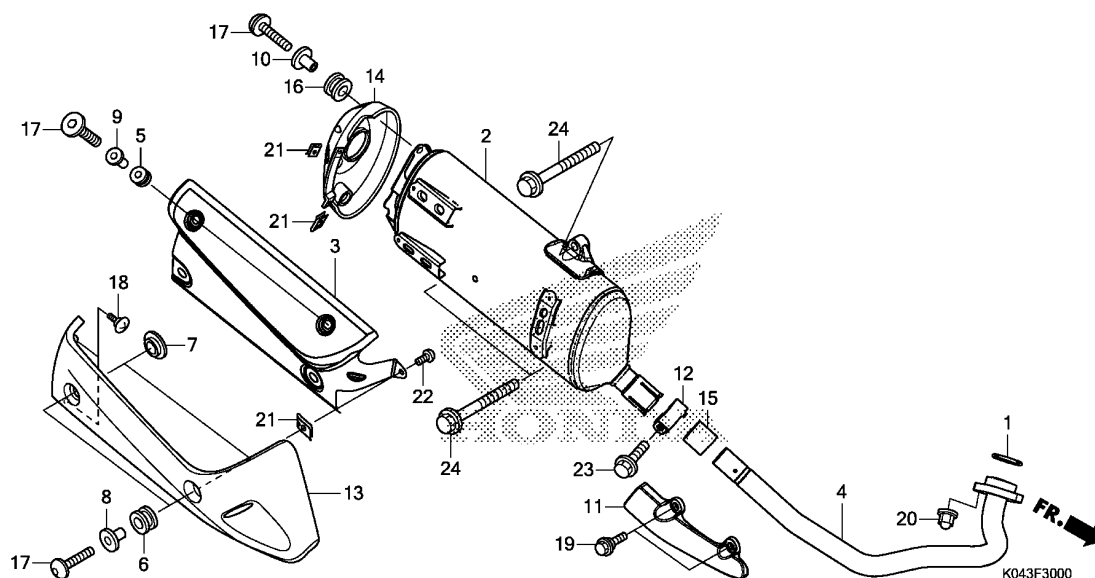


Ref. No.	L.O.N.	(Relative ref. Number) Description	F.R.T.
----------	--------	------------------------------------	--------

9	314130	VALVE, SECONDARY AIR CONTROL	0.6
---	--------	------------------------------	-----

Ref. No.	Part No.	Description	Reqd. QTY		Serial No.	Parts catalogue code
			NSS 300 D	NSS 300A D		
1	17724-102-700	CLIP, SUB TANK HOSE .....	4	4		
2	18651-KTW-900	TUBE A, AIR INJECTION CONTROL VALVE	1	1		
3	18652-KTW-900	TUBE B, AIR INJECTION CONTROL VALVE	1	1		
4	18655-K04-930	STAY COMP., AIR INJECTION SOLENOID VALVE	1	1		
5	18656-K04-930	STAY, AIR INJECTION CONTROL VALVE TUBE	1	1		
6	19342-K04-930	BAND, AIR INJECTION CONTROL VALVE	1	1		
7	19343-KTW-900	CAP, AIR INJECTION CONTROL VALVE	1	1		
8	30520-K04-930	COVER, IGNITION COIL .....	1	1		
9	36450-KTW-901	VALVE ASSY., AIR INJECTION SOLENOID	1	1		
10	43516-MR5-000	RUBBER, MOUNTING .....	1	1		
11	50324-425-010	COLLAR, 6.3X13 .....	1	1		
12	61104-428-000	COLLAR, FR. FENDER .....	2	2		
13	84703-K04-930	RUBBER C, MOUNTING .....	2	2		
14	93404-06025-07	BOLT-WASHER, 6X25 .....	3	3		
15	94050-06000	NUT, FLANGE, 6MM .....	1	1		
16	95701-06014-00	BOLT, FLANGE, 6X14 .....	2	2		
17	95801-06014-08	BOLT, FLANGE, 6X14 .....	1	1		

3



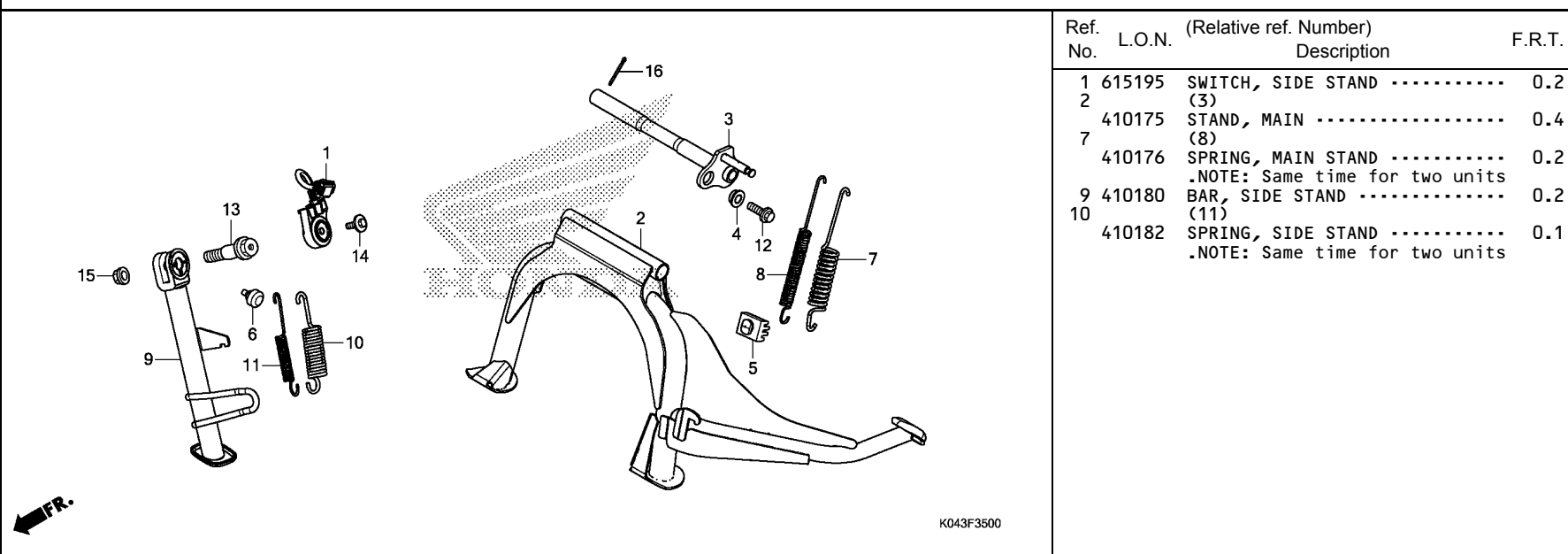
Ref. No.	L.O.N.	(Relative ref. Number) Description	F.R.T.
1	3131B4	GASKET, EXHAUST PIPE .....	0.4
2	313120	MUFFLER .....	0.4
3		(13)	
	313121	PROTECTOR, MUFFLER .....	0.2
4	313110	PIPE, EXHAUST .....	0.4
11	3131A6	PROTECTOR, EXHAUST PIPE .....	0.1
14	3131F2	CAP, MUFFLER END .....	0.2
15	3131C4	GASKET, MUFFLER .....	0.2

Ref. No.	Part No.	Description	Reqd. QTY	Serial No.	Parts catalogue code
			NSS 300 D	NSS 300A D	
1	18291-MN4-920	GASKET, EX. PIPE .....	1	1	
2	18300-K04-930	MUFFLER COMP., EX. ....	1	1	
3	18318-K04-930	PROTECTOR A, MUFFLER .....	1	1	
4	18320-K04-930	PIPE COMP., EX. ....	1	1	
5	18345-MBT-610	RUBBER, PROTECTOR MOUNTING ..	2	2	
6	18346-KTW-900	RUBBER, PROTECTOR MOUNTING ..	2	2	
7	18347-K04-930	COLLAR, PROTECTOR MOUNTING ..	2	2	
8	18348-K04-930	COLLAR, MUFFLER PROTECTOR ...	2	2	
9	18352-K04-930	COLLAR, PROTECTOR SETTING ...	2	2	
10	18353-K04-930	COLLAR, TAIL CAP MOUNTING ...	3	3	
11	18360-K04-930	PROTECTOR, EX. PIPE .....	1	1	
12	18373-K04-930	BAND, EX. PIPE .....	1	1	
13	18380-KTW-900	PROTECTOR SUB ASSY., MUFFLER	1	1	
14	18381-KTW-900	COVER SUB ASSY., TAIL CAP ...	1	1	
15	18391-MN1-670	PACKING, MUFFLER .....	1	1	
16	80107-GEO-710	RUBBER, RR. FENDER SETTING ..	3	3	
17	90103-K04-930	SCREW, PAN, 5X20 .....	7	7	
18	90104-K04-930	SCREW, SPECIAL, 5MM .....	2	2	
19	90107-KTW-900	BOLT, SPECIAL, M6 .....	2	2	
20	90304-KPH-700	NUT, HEX. CAP, 8MM .....	2	2	
21	90677-KAN-961	NUT, CLIP, 5MM .....	3	3	
22	93500-05012-0A	SCREW, PAN, 5X12 .....	1	1	
23	95701-08035-02	BOLT, FLANGE, 8X35 .....	1	1	
24	95701-10050-07	BOLT, FLANGE, 10X50 .....	3	3	

F-35

## STAND

H10



Ref. No.	L.O.N.	(Relative ref. Number) Description	F.R.T.
1	615195	SWITCH, SIDE STAND .....	0.2
2		(3)	
2	410175	STAND, MAIN .....	0.4
7		(8)	
7	410176	SPRING, MAIN STAND .....	0.2
		.NOTE: Same time for two units	
9	410180	BAR, SIDE STAND .....	0.2
10		(11)	
10	410182	SPRING, SIDE STAND .....	0.1
		.NOTE: Same time for two units	

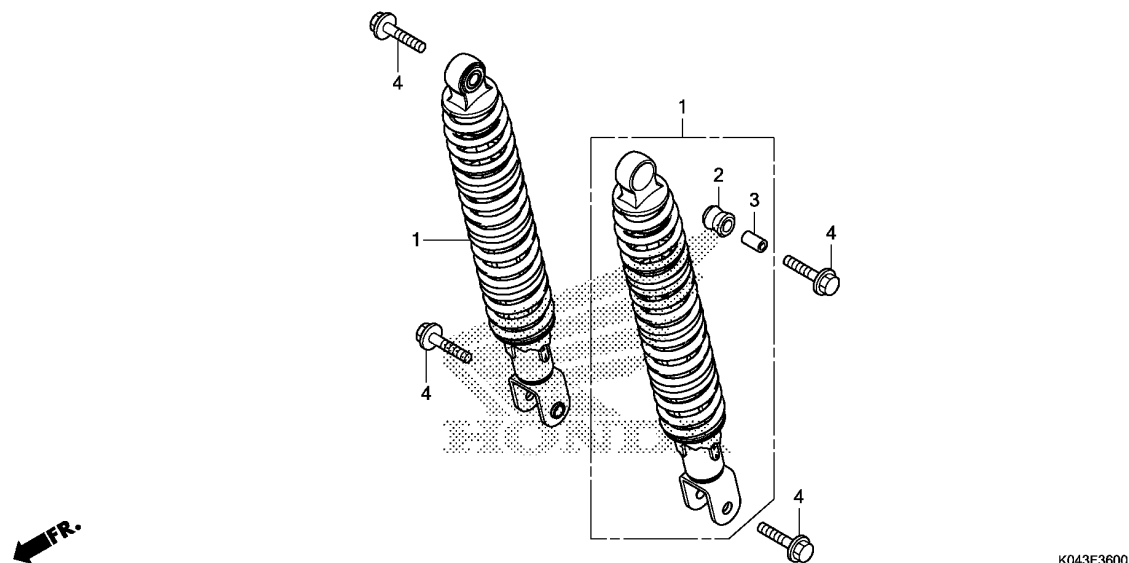
Ref. No.	Part No.	Description	Reqd. QTY NSS 300 D NSS 300A D	Serial No.	Parts catalogue code
1	35700-K04-931	SWITCH ASSY., SIDE STAND ....	1 1		
2	50500-K04-930	STAND COMP., MAIN .....	1 1		
3	50503-K04-930	SHAFT, MAIN STAND .....	1 1		
4	50504-K04-930	COLLAR, MAIN STAND SHAFT ....	1 1		
5	50505-GR1-710	RUBBER, STAND STOPPER .....	1 1		
6	50505-K04-930	RUBBER, STAND STOPPER .....	1 1		
7	50522-K04-930	SPRING, MAIN STAND .....	1 1		
8	50523-K04-930	SUB SPRING, MAIN STAND .....	1 1	----- E,ED,F	
9	50530-K04-930	BAR COMP., SIDE STAND .....	1 1		
10	50541-KPH-970	SPRING, SIDE STAND .....	1 1		
11	50542-KPH-970	SUB SPRING, SIDE STAND .....	1 1	----- E,ED,F	
12	90105-K04-930	BOLT-WASHER, 8X25 .....	1 1		
13	90108-MK6-670	BOLT, SIDE STAND PIVOT .....	1 1		
14	90147-MCE-950	BOLT, SPECIAL, 6X16 .....	1 1		
15	90203-MF9-710	NUT, SIDE STAND .....	1 1		
16	94201-25250	PIN, SPLIT, 2.5X25 .....	1 1		

3

F-36

## REAR CUSHION

H11



Ref. No.	L.O.N.	(Relative ref. Number) Description	F.R.T.
1	5121B6	CUSHION ASSY., REAR :LEFT ....	0.2
	5121B7	CUSHION ASSY., REAR :RIGHT ...	0.2
	5121B8	CUSHION ASSY., REAR :BOTH ....	0.3

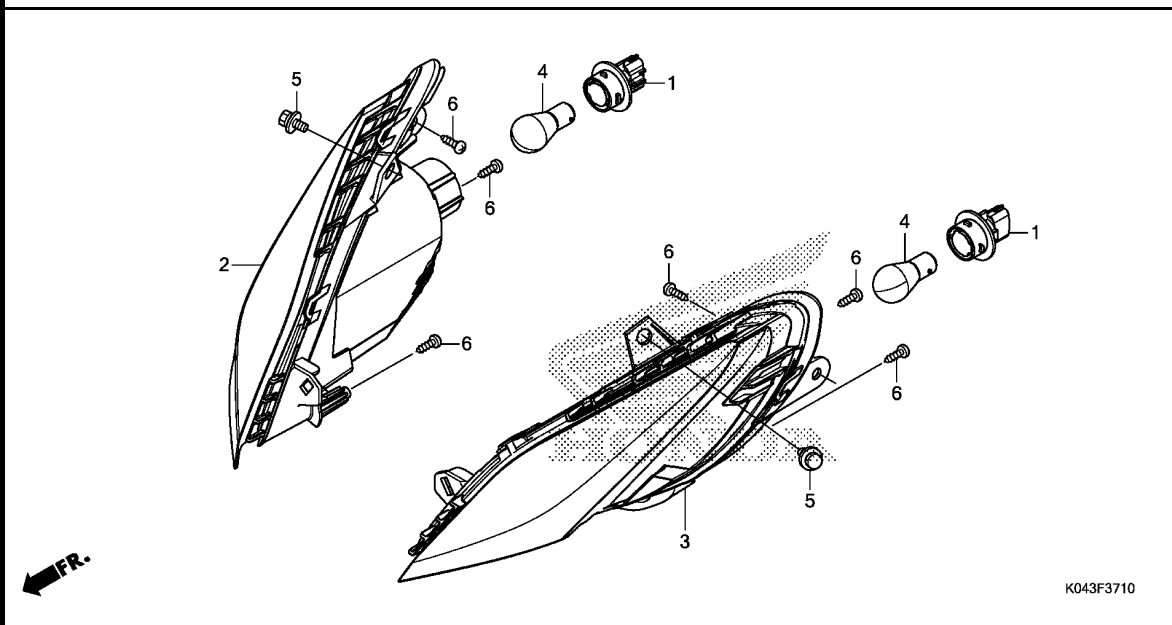
3

Ref. No.	Part No.	Description	Reqd. QTY		Serial No.	Parts catalogue code
			NSS 300 D	NSS 300A D		
1	52400-K04-931	CUSHION ASSY., RR.(SHOWA) ...	2	2		
2	52485-088-901	BUSH, RR. CUSHION RUBBER (SHOWA)	2	2		
3	52486-GA7-003	COLLAR, RUBBER BUSH(SHOWA) ..	2	2		
4	95801-10040-08	BOLT, FLANGE, 10X40 .....	4	4		

# F-37-10

# FRONT WINKER

H12

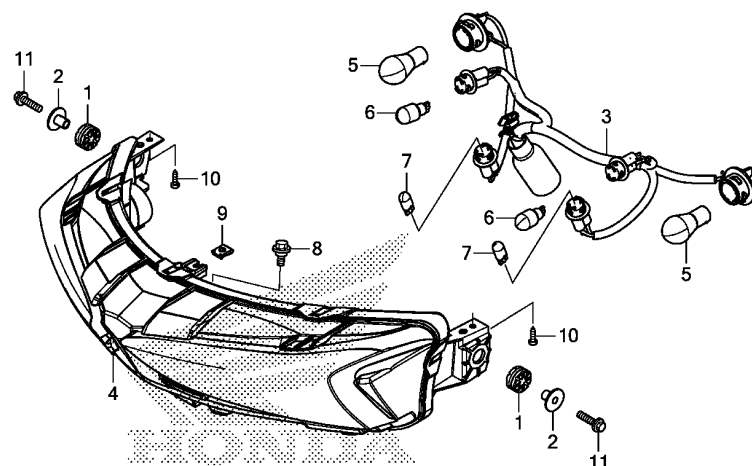


Ref. No.	L.O.N.	(Relative ref. Number) Description	F.R.T.
2	6161C4	WINKER :RIGHT FRONT .....	0.8
3	6161C3	WINKER :LEFT FRONT .....	0.8
	6161C5	WINKER :BOTH FRONT .....	0.9
4		(1)	
	616133	BULB, WINKER :FRONT .....	0.1
		.NOTE: Same time for two units	
	6161G0	BULB, WINKER :FOR 1 VEHICLE ..	0.2

Ref. No.	Part No.	Description	Reqd. QTY NSS 300 D NSS 300A D	Serial No.	Parts catalogue code
1	33406-K04-931	SOCKET, BULB .....	2 2		
2	33420-K04-931	WINKER UNIT, R. FR. ....	1 1		
3	33470-K04-931	WINKER UNIT, L. FR. ....	1 1		
4	34906-KSS-C01	BULB, TAILLIGHT(12V 21/5W) (K0ITO)	2 2		
5	93404-06014-00	BOLT-WASHER, 6X14 .....	2 2		
6	93903-35320	SCREW, TAPPING, 5X16 .....	6 6		

3

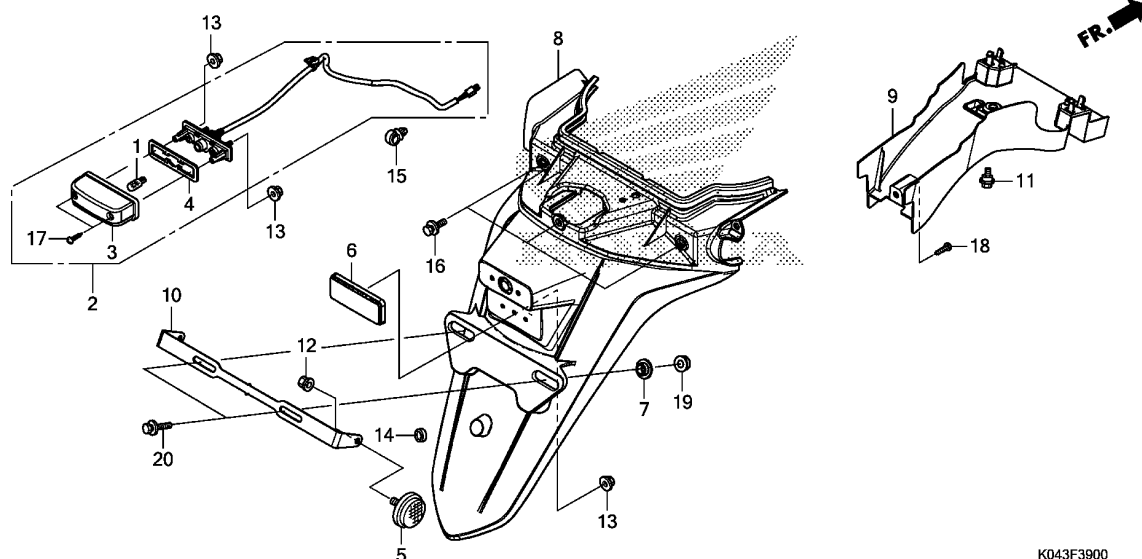




K043F3810

Ref. No.	L.O.N.	(Relative ref. Number) Description	F.R.T.
3	6161E7	SOCKET, TAILLIGHT .....	0.6
4	6161D5	TAILLIGHT UNIT .....	0.6
5	616139	BULB, WINKER :REAR .....	0.1
		.NOTE: Same time for two units	
	6161G0	BULB, WINKER :FOR 1 VEHICLE ..	0.2
6	6161M5	BULB, TAILLIGHT :UPPER .....	0.1
		.NOTE: Same time for two units	
7	6161M7	BULB, TAILLIGHT :LOWER .....	0.1
		.NOTE: Same time for two units	
	6161J1	BULB, TAILLIGHT :FOR 1 VEHICLE	0.1

Ref. No.	Part No.	Description	Reqd. QTY	Serial No.	Parts catalogue code
			NSS 300 D	NSS 300A D	
1	33705-K04-930	RUBBER A, TAILLIGHT MOUNTING	2	2	
2	33707-K04-930	COLLAR, TAILLIGHT .....	2	2	
3	33708-K04-931	CORD COMP., RR. COMBINATION LIGHT	1	1	
4	33710-K04-931	TAILLIGHT UNIT .....	1	1	
5	34904-K04-931	BULB(12V 21W)(KOITO)(AMBER) -	2	2	
6	34905-K04-931	BULB(T16)(12V 16W)(KOITO) ...	2	2	
7	34906-K04-931	BULB(12V 5W)(KOITO) .....	2	2	
8	90106-MM9-000	BOLT, FR. FENDER FIXING .....	1	1	
9	90302-SA4-003	NUT, SPRING, 4MM .....	1	1	
10	93903-34380	SCREW, TAPPING, 4X12 .....	2	2	
11	95701-06022-00	BOLT, FLANGE, 6X22 .....	2	2	



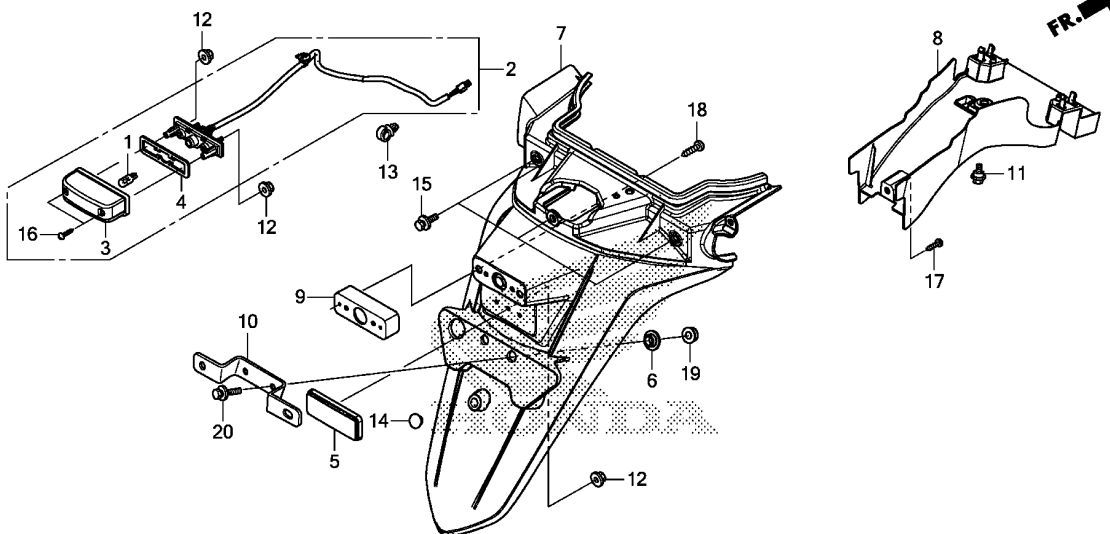
Ref. No.	L.O.N.	(Relative ref. Number) Description	F.R.T.
1	6161F3	(3,4) BULB, LICENSE LIGHT .....	0.1
2	6161D8	LIGHT, LICENSE .....	0.8
8	413102	FENDER, REAR .....	0.8
9	413110	FENDER B, REAR .....	0.6

Ref. No.	Part No.	Description	Reqd. QTY		Serial No.	Parts catalogue code
			NSS 300 D	NSS 300A D		
1	33301-SA0-741	BULB(12V 5W)(STANLEY) .....	1	1	-----	E,ED,F,U
2	33720-K04-931	LIGHT ASSY., LICENSE(12V 5W) .....	1	1	-----	E,ED,F,U
3	33722-K04-931	COVER COMP., LICENSE .....	1	1	-----	E,ED,F,U
4	33729-MCZ-003	PACKING, LENS .....	1	1	-----	E,ED,F,U
5	33741-KTG-U01	REFLECTOR, FR. REFLEX(AMBER) .....	2	2	-----	E,ED,F,U
6	33741-KWN-901	REFLECTOR, REFLEX .....	1	1	-----	E,ED,F,U
7	44125-MN5-000	COLLAR, FR. WHEEL COVER .....	2	2	-----	E,ED,F,U
8	80105-K04-930	FENDER, RR. ....	1	1	-----	E,ED,F,U
9	80107-K04-930	FENDER B, RR. ....	1	1	-----	E,ED,F,U
10	84700-K04-930	BRACKET, NUMBER PLATE .....	1	1	-----	E,ED,F,U
11	90116-KVB-900	BOLT, FLANGE, 6MM .....	1	1	-----	E,ED,F,U
12	90301-KGH-901	NUT, U, 6MM(FUJI SEIMITSU) ..	2	2	-----	E,ED,F,U
13	90301-KWN-901	NUT, U, 5MM .....	3	3	-----	E,ED,F,U
14	90507-KRP-980	COLLAR, M6 .....	1	1	-----	E,ED,F,U
15	90683-SA0-003	CLIP, WIRE HARNESS, 25MM ....	1	1	-----	E,ED,F,U
16	93404-06012-08	BOLT-WASHER, 6X12 .....	3	3	-----	E,ED,F,U
17	93901-24480	SCREW, TAPPING, 4X16 .....	2	2	-----	E,ED,F,U
18	93903-34380	SCREW, TAPPING, 4X12 .....	1	1	-----	E,ED,F,U
19	94050-06080	NUT, FLANGE, 6MM .....	2	2	-----	E,ED,F,U
20	95701-06016-08	BOLT, FLANGE, 6X16 .....	2	2	-----	E,ED,F,U

# F-39-1

# REAR FENDER(KO)

H15



K043F3901

Ref. No.	L.O.N.	(Relative ref. Number) Description	F.R.T.
1		(3,4) BULB, LICENSE LIGHT .....	0.1
2		6161D8 LIGHT, LICENSE .....	0.8
7		413102 FENDER, REAR .....	0.8
8		413110 FENDER B, REAR .....	0.6

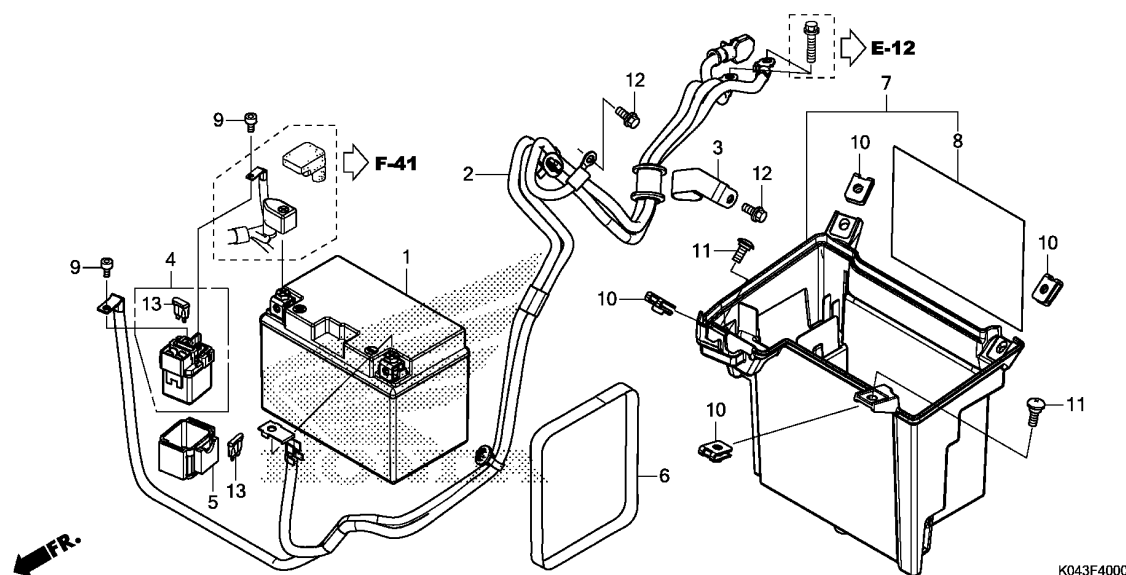
3

Ref. No.	Part No.	Description	Reqd. QTY	Serial No.	Parts catalogue code
			NSS 300 D	NSS 300A D	
1	33301-SA0-741	BULB(12V 5W)(STANLEY) .....	1	1	----- KO
2	33720-K04-931	LIGHT ASSY., LICENSE(12V 5W) .....	1	1	----- KO
3	33722-K04-931	COVER COMP., LICENSE .....	1	1	----- KO
4	33729-MCZ-003	PACKING, LENS .....	1	1	----- KO
5	33741-KWN-901	REFLECTOR, REFLEX .....	1	1	----- KO
6	44125-MN5-000	COLLAR, FR. WHEEL COVER .....	2	2	----- KO
7	80105-K04-900	FENDER, RR. ....	1	1	----- KO
8	80107-K04-930	FENDER B, RR. ....	1	1	----- KO
9	80201-K04-900	BRACKET, LICENSE LIGHT .....	1	1	----- KO
10	84700-K04-A00	BRACKET, NUMBER PLATE .....	1	1	----- KO
11	90116-KVB-900	BOLT, FLANGE, 6MM .....	1	1	----- KO
12	90301-KWN-901	NUT, U, 5MM .....	3	3	----- KO
13	90683-SA0-003	CLIP, WIRE HARNESS, 25MM ....	1	1	----- KO
14	90852-KPP-T00	PLUG, HOLE .....	1	1	----- KO
15	93404-06012-08	BOLT-WASHER, 6X12 .....	3	3	----- KO
16	93901-24480	SCREW, TAPPING, 4X16 .....	2	2	----- KO
17	93903-34380	SCREW, TAPPING, 4X12 .....	1	1	----- KO
18	93903-35310	SCREW, TAPPING, 5X16 .....	2	2	----- KO
19	94050-06080	NUT, FLANGE, 6MM .....	2	2	----- KO
20	95701-06016-08	BOLT, FLANGE, 6X16 .....	2	2	----- KO

F-40

## BATTERY

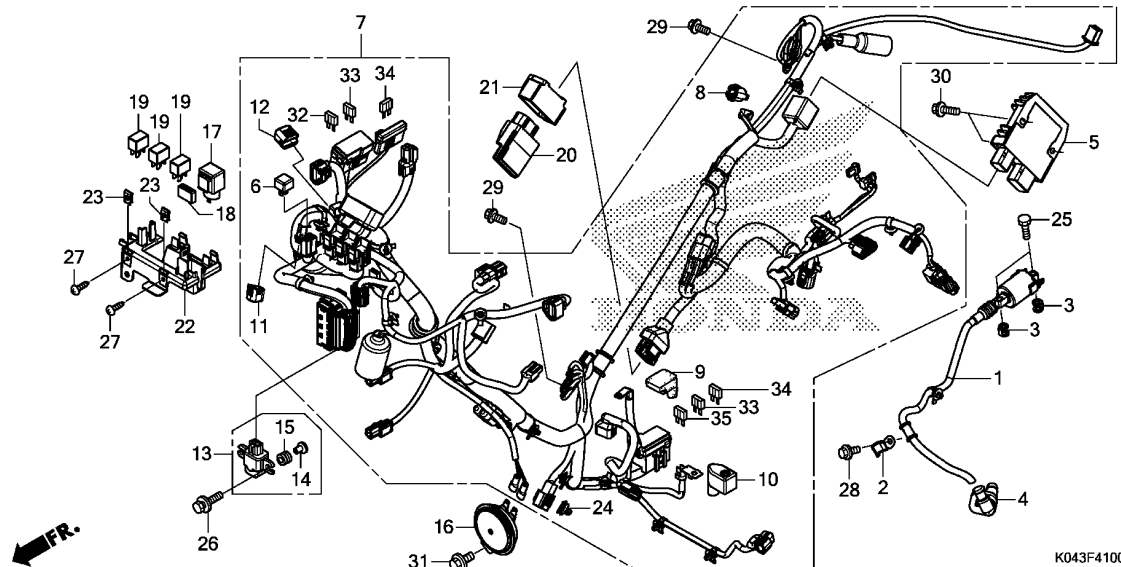
H16



Ref. No.	L.O.N.	(Relative ref. Number) Description	F.R.T.
1	610100	BATTERY .....	0.2
2	610110	CABLE, NEGATIVE BATTERY .....	0.9
4	615113	SWITCH, STARTER MAGNETIC .....	0.3
7	410185	BOX, BATTERY .....	0.6

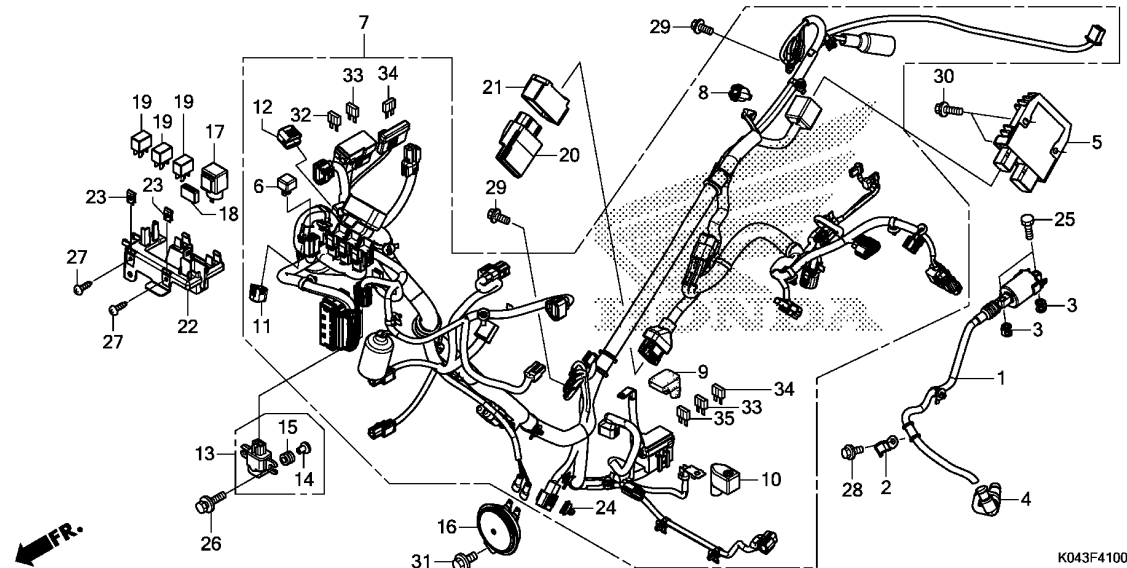
Ref. No.	Part No.	Description	Reqd. QTY	Serial No.	Parts catalogue code
			NSS 300 D	NSS 300A D	
1	31500-K04-931	BATTERY ASSY. (FTZ12S)	1	1	----- E,ED,F
	31500-MGS-D31	BATTERY (YTZ12S) (GS YUASA) ...	1	1	----- E,ED,F
	31500-K04-A01	BATTERY ASSY. (FTZ12S)	1	1	----- K0
	31500-K04-901	.....	1	1	----- U
	31500-MCF-643	BATTERY (YTZ12S) (GS YUASA) ...	1	1	----- U
2	32610-K04-930	CABLE, BATTERY EARTH .....	1	1	
3	32611-K04-930	CLAMP, BATTERY EARTH CABLE ..	1	1	
4	35850-MR5-007	SWITCH ASSY., STARTER MAGNETIC	1	1	
5	35856-K04-931	RUBBER, SHOCK .....	1	1	
6	50328-KSV-J00	TAPE, BATTERY LIFT .....	1	1	
7	80140-K04-930	BOX COMP., BATTERY .....	1	1	
8	81258-K04-930	HEAT GUARD, LUGGAGE BOX .....	1	1	
9	90111-MR5-000	BOLT, SOCKET, 5X9 .....	2	2	
10	90305-GEE-710	NUT, CLIP, 6MM .....	4	4	
11	90380-GM9-740	SCREW, SPECIAL, 6X15 .....	2	2	
12	95701-06016-00	BOLT, FLANGE, 6X16 .....	2	2	
13	98200-33000	FUSE, BLADE (30A) .....	2	2	

3

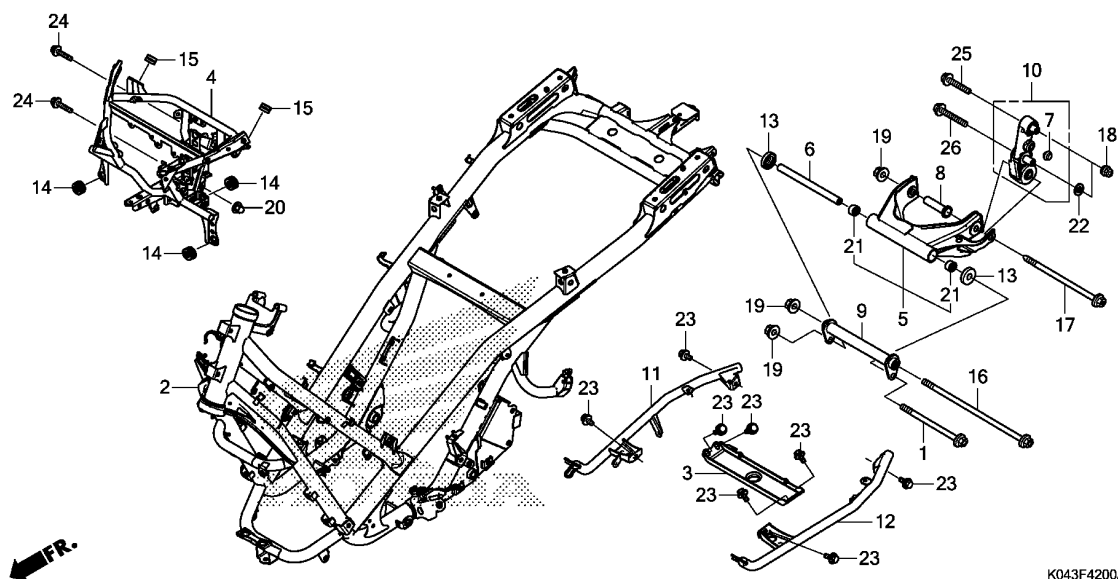


Ref. No.	L.O.N.	(Relative ref. Number) Description	F.R.T.
1	614105	COIL, IGNITION .....	0.8
5	6131B2	RECTIFIER, REGULATE .....	0.4
6	6131B3	RECTIFIER, SILICON .....	0.3
7	611100	HARNESS, WIRE .....	2.5
13	617125	SENSOR, BANK ANGLE .....	0.3
16	616169	HORN .....	0.1
17	6111C3	RELAY, WINKER .....	0.3
19	6111D9	RELAY, FAN CONTROL .....	0.3
	6111G1	RELAY, FUEL PUMP .....	0.3
	611155	RELAY, MAIN .....	0.3
20	618135	ENGINE CONTROL MODULE(ECM) ...	0.6

Ref. No.	Part No.	Description	Reqd. QTY NSS 300 D NSS 300A D	Serial No.	Parts catalogue code
1	30510-K04-931	COIL COMP., IGNITION(TOYO) ..	1 1		
2	30511-K04-930	CLAMPER, HIGH TENSION CORD ..	1 1		
3	30520-GFM-900	SPACER, IGNITION COIL .....	2 2		
4	30700-KTW-901	CAP ASSY., NOISE SUPPRESSOR ..	1 1		
5	31600-MJJ-D31	RECTIFIER ASSY., REGULATOR ..	1 1		
6	31700-MM8-610	RECTIFIER COMP., SILICON ....	1 1		
7	32100-K04-930	HARNESS, WIRE .....	1 -	----- E,ED,F	
	32100-K04-A00	.....	1 -	----- KO,U	
	32100-K04-970	.....	- 1	----- E,ED,F	
	32100-K04-A50	.....	- 1	----- KO,U	
8	32150-KCR-J11	COUPLER, JOINT(WPC 2P 090 M) (NATURAL)	1 1		
9	32406-KAZ-010	COVER, STARTER MAGNETIC TERMINAL	1 1		
10	32414-MZ5-000	COVER, BATTERY TERMINAL .....	1 1		
11	32605-GEV-761	CAP, DUMMY(WPC 4P 090 M) (NATURAL)	1 1	----- E,ED,F	
12	32606-MEL-D01	CAP, DUMMY(6P)(NATURAL) .....	1 1	----- E,ED,F	
13	35160-KPP-T01	SENSOR ASSY., BANK ANGLE ....	1 1		
14	35162-MGC-003	COLLAR .....	2 2		
15	35163-MGC-003	GROMMET .....	2 2		
16	38110-K04-931	HORN COMP.(HIGH) .....	1 1	----- E,ED,F,U	
	38110-K04-A01	.....	1 1	----- KO	
17	38301-KTF-671	RELAY COMP., WINKER .....	1 1		
18	38306-KK4-000	SUSPENSION, WINKER RELAY (MITSUBA)	1 1		

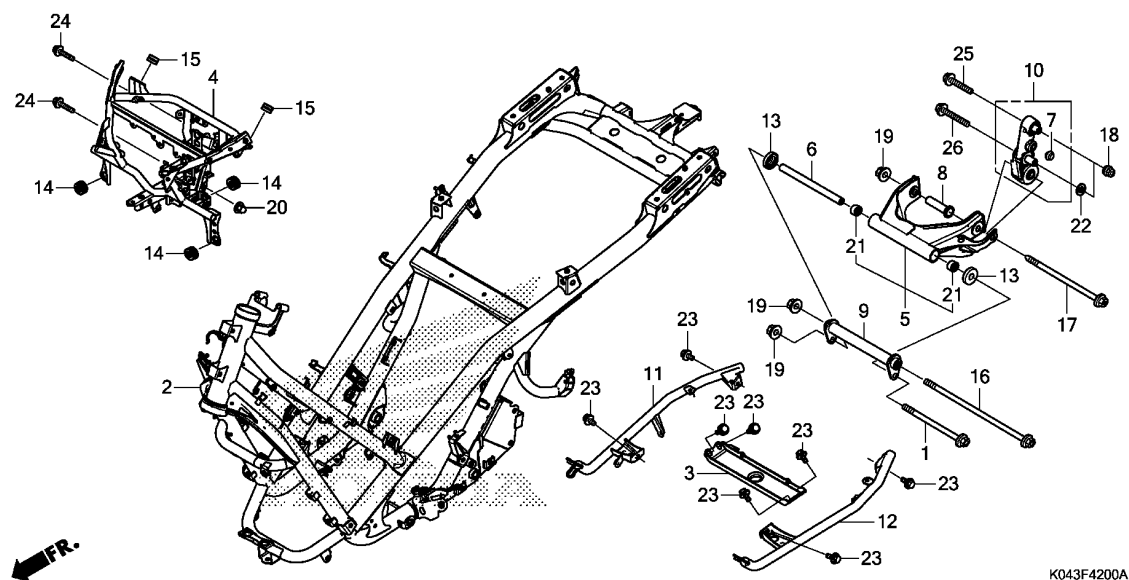


Ref. No.	Part No.	Description	Reqd. QTY		Serial No.	Parts catalogue code
			NSS 300 D	NSS 300A D		
19	38501-KVZ-631	RELAY ASSY., POWER (MICRO ISO 4P) (MITSUBA)	3	3		
20	38770-K04-931	PGM-FI UNIT .....	1	1	----- E,ED,F	
	38770-K04-A01	.....	1	1	----- K0,U	
21	38771-GGL-J00	SUSPENSION, ENGINE CONTROL UNIT	1	1		
22	50345-K04-930	HOLDER, RELAY .....	1	1		
23	90302-KWW-A00	NUT, SPRING, 4MM .....	2	2		
24	91533-SDA-003	CLIP, COUPLER (BEIGE) .....	1	1		
25	92101-06020-4J	BOLT, HEX., 6X20 .....	2	2		
26	93403-06025-00	BOLT-WASHER, 6X25 .....	2	2		
27	93903-34480	SCREW, TAPPING, 4X16 .....	2	2		
28	95701-06012-00	BOLT, FLANGE, 6X12 .....	1	1		
29	95701-06016-00	BOLT, FLANGE, 6X16 .....	2	2		
30	95701-06022-00	BOLT, FLANGE, 6X22 .....	2	2		
31	95701-08012-07	BOLT, FLANGE, 8X12 .....	1	1		
32	98200-40500	FUSE, MINI (5A) .....	5	6	----- E,ED,F	
			4	5	----- K0,U	
33	98200-41000	FUSE, MINI (10A) .....	6	6		
34	98200-41500	FUSE, MINI (15A) .....	3	3		
35	98200-43000	FUSE, MINI (30A) .....	2	4		



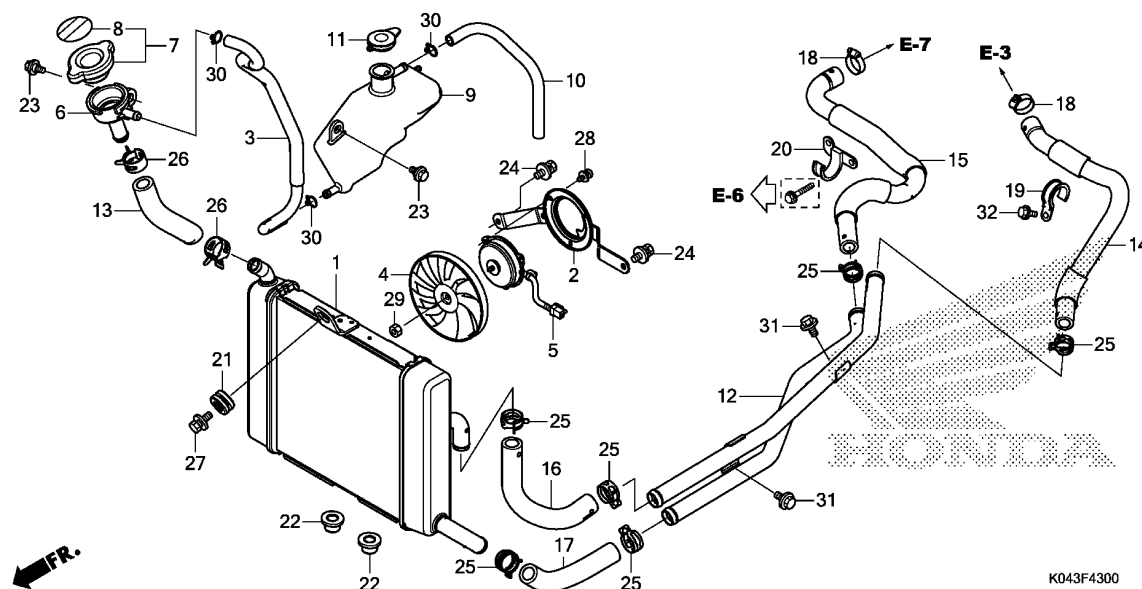
Ref. No.	L.O.N.	(Relative ref. Number) Description	F.R.T.
2	410100	BODY, FRAME ..... .INCLUDES: Engine removal and installation	8.1
4	411105	STAY, FRONT COVER .....	1.7
	411105C	.ABS add .....	0.3
5	4101L4	BRACKET B, ENGINE HANGER ..... .INCLUDES: Engine removal and installation	2.5
9	4101L3	BRACKET A, ENGINE HANGER ..... .INCLUDES: Engine removal and installation	2.5
10	4101X7	ROD, SWING .....	2.4
		.INCLUDES: Engine removal and installation	
11	4101D2	STAY, FLOOR :RIGHT .....	0.5
12	4101D1	STAY, FLOOR :LEFT .....	0.5
	4101P3	STAY, FLOOR :BOTH .....	0.9

Ref. No.	Part No.	Description	Reqd. QTY		Serial No.	Parts catalogue code
			NSS 300 D	NSS 300A D		
1	42301-K04-930	AXLE, RR. WHEEL .....	1	1		
2	50100-K04-930	BODY COMP., FRAME .....	1	1		
3	50250-K04-930	BRACKET, CENTER CROSS .....	1	1		
4	50310-K04-930	STAY, FR. COVER .....	1	-		
	50310-K04-970	STAY, FR. COVER(ABS) .....	-	1		
5	50349-K04-930	BRACKET SUB ASSY. B, ENGINE HANGER	1	1		
6	50352-KTW-900	COLLAR B, ENGINE HANGER .....	1	1		
7	50354-428-000	RUBBER B, STOPPER .....	1	1		
8	50354-K04-930	COLLAR, ENGINE PIVOT DISTANCE	1	1		
9	50360-K04-930	BRACKET ASSY. A, ENGINE HANGER	1	1		
10	50380-K04-930	ROD COMP., SWING .....	1	1		
11	50610-K04-930	STAY COMP., R. FLOOR .....	1	1		
12	50620-K04-930	STAY COMP., L. FLOOR .....	1	1		
13	52144-GF5-003	DUST SEAL, 31X38.5X7(NOK) ...	2	2		
14	61304-415-000	RUBBER, HEADLIGHT CASE MOUNTING	3	3		
15	64216-GJ2-730	RUBBER, SCREEN SETTING .....	2	2		
16	90101-K04-930	BOLT, FLANGE, 12X360 .....	1	1		
17	90103-KTW-900	BOLT, FLANGE, 12X280 .....	1	1		
18	90304-KGH-901	NUT, U, 10MM .....	2	2		
19	90306-KF0-003	NUT, FLANGE, 12MM(FUSERASHI)	3	3		
20	90443-KTM-970	NUT, CAP, 8MM .....	1	1		
21	91071-KS6-004	BEARING, SWINGARM PIVOT(NTN)	2	2		
22	94102-10000	WASHER, PLAIN, 10MM .....	1	1		



Ref. No.	Part No.	Description	Reqd. QTY		Serial No.	Parts catalogue code
			NSS 300 D	NSS 300A D		
23	95701-08014-00	BOLT, FLANGE, 8X14 .....	8	8		
24	95801-08040-00	BOLT, FLANGE, 8X40 .....	2	2		
25	95801-10065-00	BOLT, FLANGE, 10X65 .....	1	1		
26	95801-10075-00	BOLT, FLANGE, 10X75 .....	1	1		

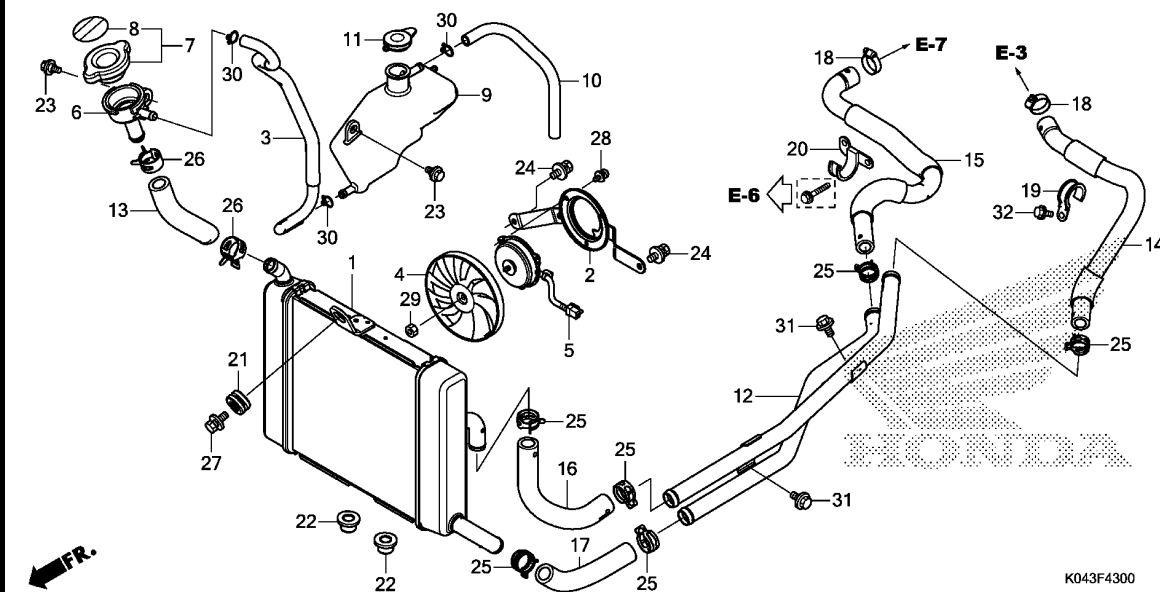




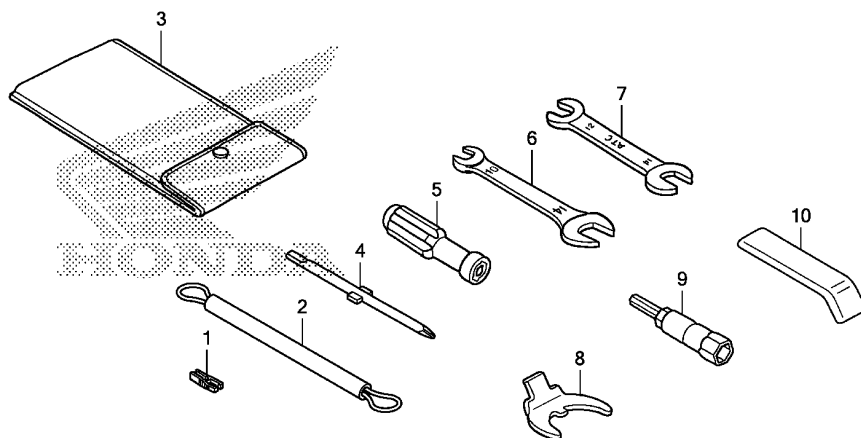
Ref. No.	L.O.N.	(Relative ref. Number) Description	F.R.T.
1	1151C3	RADIATOR .....	1.2
2	115125	SHROUD, RADIATOR .....	1.3
3	1151E5	TUBE, RADIATOR RESERVE TANK ..	0.9
4	1151A6	FAN, COOLING .....	1.3
5	1151A7	MOTOR, FAN .....	1.4
6	1151D4	NECK, FILLER .....	0.7
7	1151B8	CAP, RADIATOR .....	0.2
9	115110	TANK, RADIATOR RESERVE .....	0.3
12	114125	PIPE, WATER CONNECTING .....	1.3
13	1151B9	HOSE, FILLER NECK .....	0.9
14	114130	HOSE A, WATER .....	1.1
15	114131	HOSE B, WATER .....	1.1
16	114132	HOSE C, WATER .....	0.9
17	114133	HOSE D, WATER .....	0.9

K043F4300

Ref. No.	Part No.	Description	Reqd. QTY		Serial No.	Parts catalogue code
			NSS 300 D	NSS 300A D		
1	19010-K04-931	RADIATOR COMP.(T.RAD) .....	1	1		
2	19015-K04-931	SHROUD COMP. ....	1	1		
3	19017-K04-930	TUBE, FILLER .....	1	1		
4	19020-KVZ-631	FAN COMP., COOLING .....	1	1		
5	19030-K04-931	MOTOR ASSY., FAN(T.RAD) .....	1	1		
6	19035-K04-931	NECK, FILLER .....	1	1		
7	19037-MCA-G61	CAP COMP., RADIATOR .....	1	1	----- E,ED,F,U	
	19037-MCJ-K00	.....	1	1	----- KO	
8	19046-MCA-G61	LABEL, RADIATOR CAP .....	1	1	----- E,ED,F,U	
	19055-MBR-870	SEAL, RADIATOR CAP(KOREAN) ..	1	1	----- KO	
9	19101-K04-930	TANK, RESERVE .....	1	1		
10	19102-K04-930	TUBE, RESERVE TANK .....	1	1		
11	19109-KBP-900	CAP, RESERVE TANK .....	1	1		
12	19120-K04-930	PIPE COMP., WATER .....	1	1		
13	19126-K04-930	HOSE, FILLER .....	1	1		
14	19501-K04-930	HOSE A, WATER .....	1	1		
15	19502-K04-930	HOSE B, WATER .....	1	1		
16	19503-K04-930	HOSE C, WATER .....	1	1		
17	19504-K04-930	HOSE D, WATER .....	1	1		
18	19507-KA3-830	CLAMP B, WATER HOSE .....	2	2		
19	19531-KTW-900	CLAMPER A, WATER HOSE .....	1	1		
20	19532-KTW-900	CLAMPER B, WATER HOSE .....	1	1		
21	61304-415-000	RUBBER, HEADLIGHT CASE MOUNTING	1	1		
22	64415-KGH-900	BOOTS, BODY COVER .....	2	2		



Ref. No.	Part No.	Description	Reqd. QTY		Serial No.	Parts catalogue code
			NSS 300 D	NSS 300A D		
23	90116-KVB-900	BOLT, FLANGE, 6MM .....	2	2		
24	90120-GHB-601	BOLT-WASHER, 6X12 .....	2	2		
25	90701-KWN-901	CLAMP, WATER HOSE, 24MM .....	6	6		
26	90701-MF5-003	CLAMP, WATER HOSE, 21MM .....	2	2		
27	93404-06012-00	BOLT-WASHER, 6X12 .....	1	1		
28	93891-04006-07	SCREW-WASHER, 4X6 .....	3	3		
29	94001-03000-0S	NUT, HEX., 3MM .....	1	1		
30	95002-02120	CLIP, TUBE(B12) .....	3	3		
31	95701-06010-00	BOLT, FLANGE, 6X10 .....	2	2		
32	95701-06012-00	BOLT, FLANGE, 6X12 .....	1	1		

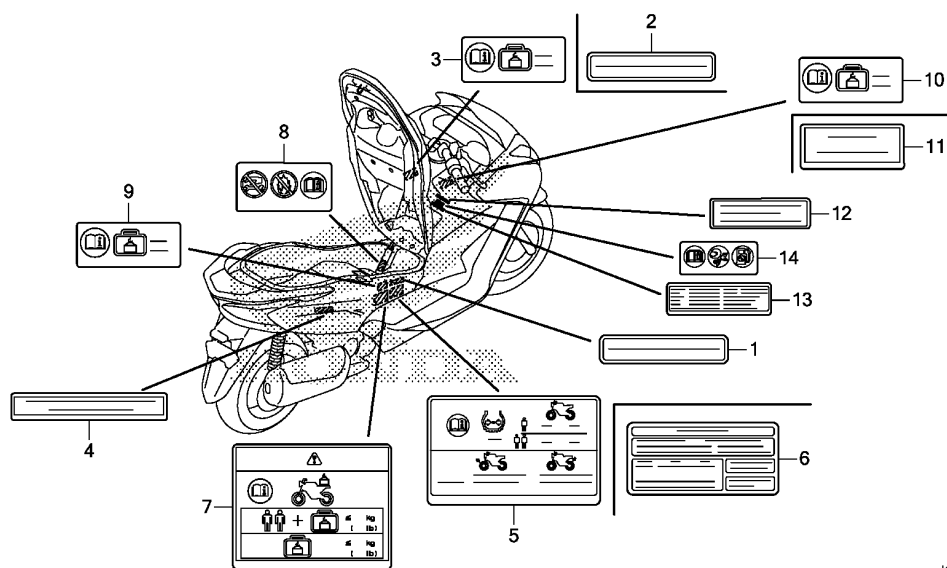


K043F4600

Ref. L.O.N. (Relative ref. Number)  
No. Description F.R.T.

NO INFORMATION .....

Ref. No.	Part No.	Description	Reqd. QTY		Serial No.	Parts catalogue code
			NSS 300 D	NSS 300A D		
1	38235-S04-003	PULLER, MINI FUSE(SUMITOMO) -	1	1		
2	77236-K04-930	WIRE, HELMET SETTING .....	1	1		
3	89101-MC7-000	BAG, TOOL .....	1	1		
4	89102-538-000	DRIVER, SCREW(NO.2 + -) .....	1	1		
5	89103-538-000	GRIP .....	1	1		
6	89211-KWW-640	SPANNER, 10X14 .....	1	1		
7	89213-KWW-601	SPANNER, 12X14(ATC) .....	1	1		
8	89215-KSV-J00	SPANNER, PIN .....	1	1		
9	89216-K04-930	WRENCH, BOX(P14) .....	1	1		
10	89219-KSV-J00	HANDLE, EYE WRENCH .....	1	1		

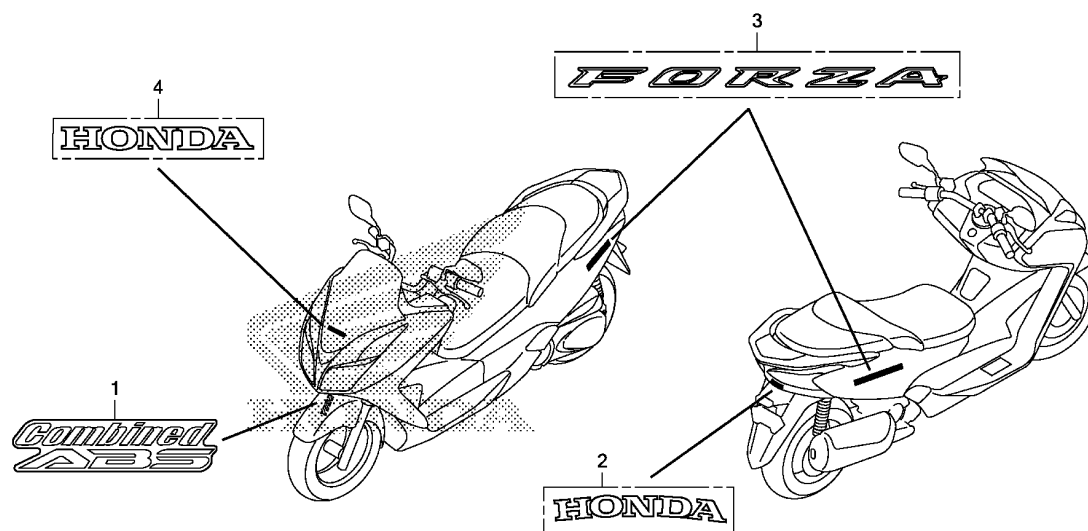


K043F4700

Ref. L.O.N. (Relative ref. Number)  
No. Description F.R.T.

NO INFORMATION .....

Ref. No.	Part No.	Description	Reqd. QTY		Serial No.	Parts catalogue code
			NSS 300 D	NSS 300A D		
1	81218-KPB-B21	LABEL, CARGO LIMIT(10KG)	1	1	-----	KO
2	81219-KPB-B21	LABEL, CARGO LIMIT(1.5KG) (KOREAN)	1	1	-----	KO
3	81219-KTW-A60	LABEL, CARGO LIMIT(1.5KG) ...	1	1	-----	E,ED,F,U
4	87125-GB0-900	PLATE, NAME .....	1	1	-----	KO
5	87505-K04-930	LABEL, TIRE .....	1	1	-----	E,ED,F,U
6	87505-K04-A00	LABEL, TIRE(KOREAN) .....	1	1	-----	KO
7	87512-K04-930	LABEL, ACCESSORIES & LOADING	1	1	-----	E,ED,F,U
8	87516-MCA-G60	LABEL, RR. DAMPER(PICTOGRAPH)	1	1	-----	E,ED,F
9	87520-GEZ-D00	LABEL, CARGO LIMIT(10.0) ....	1	1	-----	E,ED,F,U
10	87525-KTW-A60	LABEL, CARGO LIMIT(0.5KG) ...	1	1	-----	E,ED,F,U
11	87525-MCA-K00	LABEL, CARGO LIMIT(0.5KG) (KOREAN)	1	1	-----	KO
12	87560-MBR-871	LABEL, DRIVE CAUTION(KOREAN)	1	1	-----	KO
13	87562-K04-920	LABEL, FRENCH TRANSLATION ...	1	1	-----	F
14	87586-MGN-D00	LABEL, FUEL & DRIVE (PICTOGRAPH)	1	1	-----	E,ED,F,U



K043F4800

Ref. No.	L.O.N.	(Relative ref. Number) Description	F.R.T.
----------	--------	---------------------------------------	--------

NO INFORMATION .....

Ref. No.	Part No.	Description	Reqd. QTY		Serial No.	Parts catalogue code
			NSS 300 D	NSS 300A D		
1	61105-KVZ-660ZA	MARK, COMBINED ABS				
		*TYPE1*.....	-	1		
	61105-KVZ-660ZB	*TYPE2*.....	-	1		
2	86101-K04-930ZA	EMBLEM, HONDA (80MM)				
		*TYPE1*.....	1	1		
3	86831-K04-930ZA	EMBLEM(FORZA)				
		*TYPE1*.....	2	2		
4	87125-MCN-850ZA	MARK, HONDA				
		*TYPE1*.....	1	1		

# PART NO. INDEX

J 1

Part Number	Address	Page	Ref.	Part Number	Address	Page	Ref.	Part Number	Address	Page	Ref.	Part Number	Address	Page	Ref.	Part Number	Address	Page	Ref.
06000				13217-MM4-000	E5	48	6	14918-KT7-013	D5	32	16	15135-K04-930	D11	38	5	17528-K04-931	H5	86	12
				13218-MM4-000	E5	48	6	14919-KT7-013	D5	32	16	15141-K04-931	D11	38	6	17565-K04-930	E6	49	14
06431-MA3-405	G14	79	1	13310-KTW-900	E5	48	8	14920-KT7-013	D5	32	16	15153-HN7-000	E3	46	10	17568-KRJ-900	H5	86	13
06435-K04-701	G16	81	1	13312-KTW-901	E2	45	8	14921-KT7-013	D5	32	16	15155-300-000	E3	46	11	17571-K04-930	E6	49	15
06435-K04-931	G16	81	1	13313-KTW-901	E2	45	8	14922-KT7-013	D5	32	16	15155-HP0-A00	E3	46	12	17572-GGL-J00	H5	86	14
06451-443-405	G16	81	2	13314-KTW-901	E2	45	8	14923-KT7-013	D5	32	16	15220-KTW-900	E3	46	13	17620-KWN-981	H5	86	15
06451-MZ2-405	G14	79	2	13315-KTW-901	E2	45	8	14924-KT7-013	D5	32	16	15231-413-020	E3	46	14	17632-383-831	H5	86	16
06453-KVZ-661	G14	79	3	13316-KTW-901	E2	45	8	14925-KT7-013	D5	32	16	15410-MFJ-D01	E3	46	15	17724-102-700	H8	89	1
06453-MCW-H01	G14	79	4	13317-KTW-901	E2	45	8	14926-KT7-013	D5	32	16	15421-K04-930	E3	46	16	17910-K04-931	F4	53	1
06455-K04-701	G14	79	5	13318-KTW-901	E2	45	8	14927-KT7-013	D5	32	16	15651-K04-930	D9	36	3	17920-K04-931	F4	53	2
06455-K04-931	G14	79	5	13319-KTW-901	E2	45	8	14928-KT7-013	D5	32	16	15711-KTW-900	D11	38	7				
				13322-KTW-901	E2	45	9	14929-KT7-013	D5	32	16					18000			
11000				13323-KTW-901	E2	45	9	14930-KT7-013	D5	32	16	16000				18291-MN4-920	H9	90	1
				13324-KTW-901	E3	46	9	14931-KT7-013	D5	32	16					18300-K04-930	H9	90	2
11100-K04-932	E2	45	1	13325-KTW-901	E3	46	9	14932-KT7-013	D5	32	16	16060-GFZ-003	E6	49	1	18318-K04-930	H9	90	3
11103-K04-930	E2	45	2	13326-KTW-901	E3	46	9	14933-KT7-013	D5	32	16	16081-KPH-701	E6	49	2	18320-K04-930	H9	90	4
11104-K04-930	E2	45	3	13327-KTW-901	E3	46	9	14934-KT7-013	D5	32	16	16082-KPH-701	E6	49	3	18345-MBT-610	H9	90	5
11105-KTW-900	E2	45	4	13328-KTW-901	E3	46	9	14935-KT7-013	D5	32	16	16083-KTR-941	E6	49	4	18346-KTW-900	H9	90	6
11110-KTW-901	E2	45	5	13329-KTW-901	E3	46	9	14936-KT7-013	D5	32	16	16106-KW7-900	D8	35	5	18347-K04-930	H9	90	7
11200-K04-931	E2	45	6					14937-KT7-013	D5	32	16	16169-K04-931	E6	49	5	18348-K04-930	H9	90	8
11205-KTW-900	E2	45	7	14000				14938-KT7-013	D5	32	16	16196-KTW-901	E6	49	6	18352-K04-930	H9	90	9
11300-K04-931	D9	36	1					14939-KT7-013	D5	32	16	16222-MV4-300	D2	29	4	18353-K04-930	H9	90	10
11341-K04-931	D13	40	1	14100-K04-930	D4	31	4	14940-KT7-013	D5	32	16	16400-K04-931	E6	49	7	18360-K04-930	H9	90	11
11350-K04-930	D13	40	2	14321-K04-930	D4	31	5	14941-KT7-013	D6	33	16	16410-K04-931	E6	49	8	18373-K04-930	H9	90	12
11355-KWN-700	D13	40	3	14401-KFB-751	D7	34	1	14942-KT7-013	D6	33	16	16430-KTW-911	E6	49	9	18380-KTW-900	H9	90	13
11356-KWN-700	D13	40	4	14430-KWR-000	D4	31	6	14943-KT7-013	D6	33	16	16432-GFM-901	E6	49	10	18381-KTW-900	H9	90	14
11394-KTW-901	D9	36	2	14440-KWR-000	D4	31	7	14944-KT7-013	D6	33	16	16433-HN8-A61	E6	49	11	18391-MN1-670	H9	90	15
11395-KTW-900	D13	40	5	14451-KVZ-630	D4	31	8	14945-KT7-013	D6	33	16	16450-MGC-D21	E6	49	12	18601-K04-931	D8	35	6
				14510-K04-930	D7	34	2	14946-KT7-013	D6	33	16	16472-KPC-D50	E6	49	13	18651-KTW-900	H8	89	2
12000				14531-KTW-900	D7	34	3	14947-KT7-013	D6	33	16	16700-K04-931	H5	86	1	18652-KTW-900	H8	89	3
				14550-KVZ-631	D7	34	4	14948-KT7-013	D6	33	16	16706-KVB-S51	H5	86	2	18654-K04-930	F11	60	1
12100-K04-930	D8	35	1	14552-KVZ-631	D7	34	5	14949-KT7-013	D6	33	16	16707-K04-931	H5	86	3		F12	61	1
12191-KTW-901	D8	35	2	14553-KVZ-631	D7	34	6	14950-KT7-013	D6	33	16					18655-K04-930	H8	89	4
12200-K04-931	D2	29	1	14555-K04-931	D7	34	7	14951-KT7-013	D6	33	16	17000				18656-K04-930	H8	89	5
12204-KTW-P00	D2	29	2	14610-KTW-901	D7	34	8	14952-KT7-013	D6	33	16								
12208-MLO-721	D4	31	1	14642-KTW-900	D4	31	9	14953-KT7-013	D6	33	16	17111-K04-930	D2	29	5				
12209-MLO-722	D4	31	2	14711-KTW-900	D4	31	10	14954-KT7-013	D6	33	16	17112-KTW-900	D2	29	6	19000			
12251-KTW-901	D2	29	3	14721-KWR-000	D4	31	11	14955-KT7-013	D6	33	16	17119-KTW-900	D2	29	7	19010-K04-931	I5	102	1
12311-K04-930	D1	28	1	14751-KTW-901	D4	31	12	14956-KT7-013	D6	33	16	17208-GR1-010	H7	88	1	19015-K04-931	I5	102	2
12315-K04-930	D8	35	3	14771-KW3-900	D4	31	13	14957-KT7-013	D6	33	16	17210-K04-930	H7	88	2	19017-K04-930	I5	102	3
12321-KVZ-630	D4	31	3	14775-K04-930	D4	31	14	14958-KT7-013	D6	33	16	17213-KTW-900	H7	88	3	19020-KVZ-631	I5	102	4
12341-MAT-750	D8	35	4	14781-MLO-720	D4	31	15	14959-KT7-013	D6	33	16	17215-K04-930	H7	88	4	19030-K04-931	I5	102	5
12391-K04-930	D1	28	2	14901-KT7-013	D4	31	16	14960-KT7-013	D6	33	16	17218-K04-930	H7	88	5	19035-K04-931	I5	102	6
				14902-KT7-013	D4	31	16	14961-KT7-013	D6	33	16	17225-K04-931	H7	88	7	19037-MCA-G61	I5	102	7
13000				14903-KT7-013	D4	31	16	14962-KT7-013	D6	33	16	17235-K04-930	H7	88	8	19037-MCJ-K00	I5	102	7
				14904-KT7-013	D4	31	16	14963-KT7-013	D6	33	16	17236-KVB-900	H7	88	9	19046-MCA-G61	I5	102	8
13011-KTW-900	E5	48	1	14905-KT7-013	D4	31	16	14964-KT7-013	D6	33	16	17253-K04-931	H7	88	10	19055-MBR-870	I5	102	8
13021-KTW-900	E5	48	1	14906-KT7-013	D4	31	16	14965-KT7-013	D6	33	16	17255-K04-930	H7	88	11	19101-K04-930	I5	102	9
13031-KTW-900	E5	48	1	14907-KT7-013	D4	31	16	14966-KT7-013	D6	33	16	17256-KTW-900	D2	29	8	19102-K04-930	I5	102	10
13101-K04-930	E5	48	2	14908-KT7-013	D4	31	16	14967-KT7-013	D6	33	16	17261-KSV-J00	H7	88	12	19109-KBP-900	I5	102	11
13102-K04-930	E5	48	2	14909-KT7-013	D4	31	16	14968-KT7-013	D6	33	16	17416-K04-930	H5	86	4	19120-K04-930	I5	102	12
13103-K04-930	E5	48	2	14910-KT7-013	D4	31	16	14969-KT7-013	D6	33	16	17417-K04-930	H5	86	5	19126-K04-930	I5	102	13
13111-K04-930	E5	48	3	14911-KT7-013	D4	31	16					17510-K04-930	H5	86	6	19215-KTW-900	D9	36	4
13210-KTW-901	E5	48	4	14912-KT7-013	D5	32	16	15000				17517-K04-930	H5	86	7	19217-MAL-300	D9	36	5
13213-ML7-020	E5	48	5	14913-KT7-013	D5	32	16					17518-GGL-J00	H5	86	8	19220-K04-930	D9	36	6
13214-MM4-000	E5	48	6	14914-KT7-013	D5	32	16	15100-KTW-900	D11	38	1	17520-K04-930	H5	86	9	19226-KTW-900	D9	36	7
13215-ML7-000	E5	48	7	14915-KT7-013	D5	32	16	15121-MG3-000	D11	38	2	17525-K04-930	H5	86	10	19241-K04-930	D9	36	8
13215-MM4-000	E5	48	6	14916-KT7-013	D5	32	16	15122-MG3-000	D11	38	3	17525-KBN-900	H5	86	11	19300-KGF-911	D2	29	9
13216-MM4-000	E5	48	6	14917-KT7-013	D5	32	16	15134-K04-930	D11	38	4								

4

# PART NO. INDEX

J 2

Part Number	Address	Page	Ref.	Part Number	Address	Page	Ref.	Part Number	Address	Page	Ref.	Part Number	Address	Page	Ref.	Part Number	Address	Page	Ref.
19315-K04-930	D2	29	10	28125-HN5-671	D10	37	1	33000				35500-MEH-661	E3	46	19	42000			
19342-K04-930	H8	89	6	28131-K04-930	D12	39	4	35700-K04-931	H10	91	1	35850-MR5-007	H16	97	4	42301-K04-930	I3	100	1
19343-KTW-900	H8	89	7	28333-300-000	G9	74	1	33102-K04-931	F1	50	2	35856-K04-931	H16	97	5	42311-KSV-J00	H1	82	1
19411-K04-930	D13	40	6	28810-R90-013	E3	46	17	33112-KWR-003	F1	50	3					42312-KEY-900	H1	82	2
19412-KTW-900	D13	40	7					33301-SA0-741	H14	95	1					42313-K04-930	H1	82	3
19414-KTW-901	D13	40	8	30000					H15	96	1	36000				42515-MBT-D50	G15	80	3
19415-KTW-900	D13	40	9					33406-K04-931	H12	93	1					42515-MER-D01	H1	82	4
19416-KEY-900	D13	40	10	30430-K04-305	F14	63	1	33420-K04-931	H12	93	2	36191-KV3-700	H5	86	17	42650-K04-930ZA	H1	82	5
19501-K04-930	I5	102	14	30510-K04-931	I1	98	1	33470-K04-931	H12	93	3	36450-KTW-901	H8	89	9	42650-K04-970ZA	H1	82	5
19502-K04-930	I5	102	15	30511-K04-930	I1	98	2	33705-K04-930	H13	94	1	36531-K04-931	D2	29	13	42704-MER-D00	G15	80	4
19503-K04-930	I5	102	16	30520-GFM-900	I1	98	3	33707-K04-930	H13	94	2					H1	82	6	
19504-K04-930	I5	102	17	30520-K04-930	H8	89	8	33708-K04-931	H13	94	3	37000				42705-MER-D00	G15	80	4
19507-KA3-830	I5	102	18	30700-KTW-901	I1	98	4	33710-K04-931	H13	94	4					H1	82	6	
19527-KTW-900	D9	36	9					33720-K04-931	H14	95	2	37100-K04-701	F2	51	1	42706-MER-D00	G15	80	4
19531-KTW-900	I5	102	19	31000					H15	96	2	37100-K04-711	F2	51	1	H1	82	6	
19532-KTW-900	I5	102	20					33722-K04-931	H14	95	3	37100-K04-911	F2	51	1	42711-K04-931	H1	82	7
21000				31110-K04-931	D10	37	2		H15	96	3	37100-K04-931	F2	51	1	42753-KWF-901	G15	80	5
21300-K04-930	E1	44	1	31120-K04-931	D10	37	3	33729-MCZ-003	H14	95	4	37100-K04-951	F2	51	1	H1	82	8	
22000				31200-KTW-B01	D12	39	5		H15	96	4	37100-K04-971	F2	51	1				
22011-K04-930	D14	41	1	31201-MEW-921	D12	39	6	33741-KTG-U01	H14	95	5	37100-K04-A31	F2	51	1	43000			
22100-KFG-000	D15	42	1	31202-MEW-921	D12	39	7	33741-KWN-901	H14	95	6	37100-K04-A81	F2	51	1	43107-KT7-761	G16	81	3
22102-KTW-900	D14	41	2	31203-MEW-921	D12	39	8		H15	96	5	37110-K04-701	F2	51	2	43110-KVZ-631	G16	81	4
22104-KSV-J20	D14	41	3	31204-MEW-921	D12	39	9	34000				37110-K04-711	F2	51	2	43150-KVZ-631	G16	81	5
22123-KVZ-640	D14	41	4	31205-HP5-601	D12	39	10	34901-KZL-841	F1	50	4	37110-K04-911	F2	51	2	43156-K04-930	H1	82	9
22130-KTW-901	D14	41	5	31206-MEW-921	D12	39	11	34904-K04-931	H13	94	5	37110-K04-951	F2	51	2	43234-S04-003	G16	81	6
22131-KTW-900	D14	41	6	31207-HP5-601	D12	39	12	34905-K04-931	H13	94	6	37110-K04-971	F2	51	2	43235-HP1-006	G16	81	7
22350-KFG-000	D15	42	2	31208-MEW-921	D12	39	13	34906-K04-931	H13	94	7	37110-K04-A31	F2	51	2	43240-KSV-J01	G16	81	8
22361-KFG-000	D15	42	3	31209-MEW-921	D12	39	14	34906-KSS-C01	H12	93	4	37110-K04-A81	F2	51	2	43251-K04-931	H1	82	10
22401-KEY-900	D15	42	4	31210-MEW-921	D12	39	15					37202-KSV-J20	F2	51	3	43311-K04-931	F9	58	2
22535-KVZ-630	D15	42	5	31331-K04-930	D2	29	11	35000				37211-KSV-J20	F2	51	4	43311-K04-971	F10	59	2
22804-GB2-000	D15	42	6	31500-K04-901	H16	97	1	35010-K04-900	F16	65	1	37212-KSV-J21	F2	51	5	43312-K04-930	F9	58	3
23000				31500-K04-931	H16	97	1	35011-K04-305	F16	65	2	37213-K04-931	F2	51	6	43312-K04-970	F10	59	3
23100-K04-931	D15	42	7	31500-K04-A01	H16	97	1	35014-K04-305	F14	63	2	37800-K04-931	H5	86	18	43313-K04-930	F11	60	2
23205-KTW-900	D15	42	8	31500-MCF-643	H16	97	1	35100-K04-901	F16	65	3	37801-GA7-700	H5	86	19	43313-K04-970	F12	61	2
23224-KTW-900	D15	42	9	31500-MGS-D31	H16	97	1	35100-K04-931	F14	63	3	37802-KTL-740	H5	86	20	43314-K04-930	F11	60	3
23225-KM1-010	D15	42	10	31600-MJJ-D31	I1	98	5	35101-K04-931	F14	63	4	37870-MBG-003	D2	29	15	F12	61	3	
23226-KM1-010	D15	42	11	31700-MM8-610	I1	98	6		F16	65	4					43315-K04-931	F11	60	4
23233-KTW-900	D15	42	12	31908-KTW-901	D2	29	12	35113-MFJ-D01	F14	63	5	38000				F12	61	4	
23236-KSV-J10	D15	42	13					35121-K04-305	F14	63	6	38110-K04-931	I1	98	16	43316-K04-970	F12	61	5
23237-KSV-J10	D15	42	14	32100-K04-930	I1	98	7	35121-KYE-900	F16	65	5	38110-K04-A01	I1	98	16	43317-K04-931	F11	60	5
23238-KSV-J10	D15	42	15	32100-K04-970	I1	98	7	35130-K04-931	F4	53	3	38235-S04-003	I7	104	1	43317-K04-971	F12	61	6
23239-KSV-J10	D15	42	16	32100-K04-A00	I1	98	7	35160-KPP-T01	I1	98	13	38301-KTF-671	I1	98	17	43318-K04-930	F11	60	6
23411-K04-930	E1	44	2	32100-K04-A50	I1	98	7	35162-MGC-003	I1	98	14					F12	61	7	
23415-KVZ-K10	D15	42	17	32102-K04-930	F1	50	1	35163-MGC-003	I1	98	15	38306-KK4-000	I1	98	18	43319-K04-931	F11	60	7
23421-K04-930	E1	44	3	32105-K04-930	E3	46	18	35190-K27-V01	F14	63	7	38501-KVZ-631	I2	99	19	F12	61	8	
23422-K04-930	E1	44	4	32107-K04-930	G5	70	1		F16	65	6	38510-K04-971	E3	46	20	43352-568-003	G14	79	6
23430-K04-930	E1	44	5	32112-K04-930	D13	40	11	35191-K27-V01	F14	63	8	38515-KSV-J40	G15	80	1	G16	81	9	
28000				32150-KCR-J11	I1	98	8		F16	65	7	38520-K04-971	G15	80	2	43353-461-771	G14	79	7
28102-ME9-000	D12	39	1	32161-367-690	F13	62	1	35195-K04-931	F14	63	9	38770-K04-931	I2	99	20	G16	81	10	
28110-K04-930	D12	39	2	32406-KAZ-010	I1	98	9		F16	65	8	38770-K04-A01	I2	99	20	F12	61	9	
28115-KTW-900	D12	39	3	32414-MZ5-000	I1	98	10	35200-K04-901	F4	53	4					F10	59	4	
				32605-GEV-761	I1	98	11	35200-K04-931	F4	53	4	38771-GGL-J00	I2	99	21	H8	89	10	
				32606-MEL-D01	I1	98	12	35340-KFG-000	F9	58	1								
				32610-K04-930	H16	97	2		F10	59	1	39000							
				32611-K04-930	H16	97	3	35340-MGS-D31	F5	54	1	39620-K04-931	G5	70	2				
									F7	56	1	39624-K04-931	G5	70	3				

# PART NO. INDEX

J 3

Part Number	Address	Page	Ref.	Part Number	Address	Page	Ref.	Part Number	Address	Page	Ref.	Part Number	Address	Page	Ref.	Part Number	Address	Page	Ref.
44000												61000				64520-K04-930	G3	68	7
44125-MN5-000	H14	95	7	45521-HA2-006	F10	59	9	51414-MBV-711	G13	78	5					67000			
	H15	96	6		F5	54	13	51415-MBV-711	G13	78	6								
44301-K04-930	G15	80	6		F7	56	14	51416-461-003	G13	78	7	61000-K04-970ZH	G2	67	1				
44311-K04-930	G15	80	7	45530-471-831	F9	58	10	51420-K04-931	G13	78	8	61000-K04-970ZK	G2	67	1				
44620-K04-930	G15	80	8		F10	59	10	51432-MJ6-003	G13	78	9	61000-K04-970ZL	G2	67	1	67100-K04-700ZA	G3	68	8
44650-K04-930ZA	G15	80	9		F9	58	11	51437-461-003	G13	78	10	61100-K04-930ZB	G2	67	2	67103-K04-700	G3	68	9
44650-K04-970ZA	G15	80	9	45530-KVY-911	F10	59	11	51440-K04-931	G13	78	11	61100-K04-930ZC	G2	67	2				
44711-K04-931	G15	80	10		F5	54	14	51447-KTW-902	G13	78	12	61100-K04-930ZD	G2	67	2	77000			
					F7	56	15	51449-KTW-901	G13	78	13	61104-428-000	H8	89	12				
45000				46000				51455-KTW-902	G13	78	14	61105-KVZ-660ZA	I9	106	1	77110-K04-930	H3	84	1
45107-MAJ-G41	G14	79	8	46300-MGS-D81	F11	60	9	51456-KTW-901	G13	78	15	61105-KVZ-660ZB	I9	106	1	77115-K04-930	H3	84	2
45108-MBT-D52	G14	79	9		F12	61	10	51490-K04-931	G13	78	16	61304-415-000	I3	100	14	77121-K04-930	H3	84	3
45111-MAJ-G41	G14	79	10	50000				51500-K04-931	G13	78	17					77122-K04-930	H3	84	4
45112-MZ2-006	G14	79	11					51520-K04-931	G13	78	18	61304-958-003	G2	67	3	77160-K04-930	H3	84	5
45125-K04-931	F5	54	2	50100-K04-930	I3	100	2									77175-K04-930	H3	84	6
45125-K04-971	F7	56	2	50211-K04-930	F14	63	10	52000				64000				77176-K04-930	H3	84	7
45126-K04-930	F5	54	3		F16	65	9	52100-K04-930	H1	82	11	64216-GJ2-730	I3	100	15	77200-K04-930ZA	H3	84	8
45126-K04-970	F7	56	3	50250-K04-930	I3	100	3	52108-KTW-B00	E4	47	22	64300-K04-930ZB	G3	68	1	77202-K04-930	H3	84	9
45127-K04-970	F7	56	4	50306-GN5-900	F14	63	11		H1	82	12	64300-K04-930ZD	G3	68	1	77203-K04-930	H3	84	10
45128-K04-931	F5	54	4		F16	65	10	52144-GF5-003	I3	100	13	64300-K04-930ZF	G3	68	1	77205-K04-930	H3	84	11
	F7	56	5	50310-K04-930	I3	100	4	52400-K04-931	H11	92	1	64306-K04-930	G3	68	2	77210-K04-930ZA	H3	84	12
45131-ML7-921	G14	79	12		I3	100	4	52485-088-901	H11	92	2	64311-K04-930	G7	72	1	77223-MFV-000	H3	84	13
	G16	81	11	50310-K04-970	I3	100	4	52486-GA7-003	H11	92	3	64321-K04-930	G7	72	2	77225-K04-930	H3	84	14
45132-166-016	G14	79	13	50324-425-010	H8	89	11	53000				64322-K04-930	G7	72	3	77230-K04-930	H3	84	15
45133-MA3-006	G14	79	14	50328-KSV-J00	H16	97	6					64322-K04-930	G7	72	3	77234-GN2-000	H3	84	16
	G16	81	12	50345-K04-930	I2	99	22	53100-K04-930	F13	62	2		G12	77	1	77234-KYZ-900	G5	70	14
45135-KVZ-630	F5	54	5	50349-K04-930	I3	100	5	53104-K04-930	F13	62	3	64323-K04-930	G7	72	4	77236-K04-930	I7	104	2
45135-KVZ-660	F7	56	6	50352-KTW-900	I3	100	6	53110-K04-930	F13	62	4	64325-K04-930	G7	72	5	77240-K04-931	H3	84	17
45160-KVZ-660	F7	56	7	50354-428-000	I3	100	7	53113-MCT-010	F14	63	12	64326-K04-930	G7	72	6	77504-SJ6-013	G5	70	15
45161-KVZ-630	F5	54	6	50354-K04-930	I3	100	8		F16	65	11	64336-K04-930	G3	68	3	77507-K04-930	G5	70	16
45215-MBT-D51	G14	79	15	50360-K04-930	I3	100	9	53131-K20-900ZB	F13	62	5	64337-K04-930	G5	70	4				
45218-MAJ-G41	G14	79	16	50380-K04-930	I3	100	10	53132-K04-930	F13	62	6	64338-K04-900	G5	70	5	80000			
45250-KVZ-631	G14	79	17	50500-K04-930	H10	91	2	53140-KYJ-900	F4	53	5	64338-K04-930	G5	70	5	80103-K04-930	G12	77	2
45250-KVZ-661	G14	79	17	50503-K04-930	H10	91	3	53166-KYJ-900	F4	53	6	64351-K04-930	G7	72	7	80104-K04-930	G12	77	3
45251-K04-931	G15	80	11	50504-K04-930	H10	91	4	53175-K04-931	F5	54	15	64360-K04-930	G7	72	8	80105-K04-900	H15	96	7
45504-410-003	F5	54	7	50505-GR1-710	H10	91	5		F7	56	16	64405-K04-930	G5	70	7	80105-K04-930	H14	95	8
	F7	56	8	50505-K04-930	H10	91	6	53178-K04-931	F9	58	12	64415-KGH-900	I5	102	22	80107-GE0-710	H9	90	16
	F9	58	5	50522-K04-930	H10	91	7		F10	59	12	64422-K04-930	G5	70	8	80107-K04-930	H14	95	9
	F10	59	5	50523-K04-930	H10	91	8	53205-K04-930	F13	62	7	64431-K04-930ZB	G7	72	9		H15	96	8
45510-K04-931	F5	54	8	50530-K04-930	H10	91	9	53213-MB4-771	F14	63	13	64431-K04-930ZC	G7	72	9	80121-K04-930	G12	77	4
	F7	56	9	50541-KPH-970	H10	91	10		F16	65	12	64431-K04-930ZD	G7	72	9	80130-K04-930	G12	77	5
45512-MA6-006	F5	54	9	50542-KPH-970	H10	91	11	53214-MR7-003	F14	63	14	64432-K04-930ZB	G7	72	10	80140-K04-930	H16	97	7
	F7	56	10	50610-K04-930	I3	100	11		F16	65	13	64432-K04-930ZC	G7	72	10	80201-K04-900	H15	96	9
	F9	58	6	50620-K04-930	I3	100	12	53219-K04-930	F14	63	15	64432-K04-930ZD	G7	72	10				
	F10	59	6	50711-K04-930	G9	74	2		F16	65	14	64440-K04-930	G5	70	9	81000			
45513-KK1-771	F5	54	10	50712-K04-930	G9	74	3	53220-KYJ-900	F14	63	16	64441-K04-930	G7	72	11	81110-K04-930	G5	70	17
	F7	56	11	50713-K04-930	G9	74	4		F16	65	15	64442-K04-930	G7	72	12	81140-K04-930	G5	70	18
	F9	58	7	50721-K04-930	G9	74	5	53255-K04-930	F13	62	8	64443-KVG-900	G5	70	10	81150-K04-930	G5	70	19
	F10	59	7	50722-K04-930	G9	74	6					64450-K04-930	G5	70	11	81151-K04-930	G5	70	20
45517-166-006	F5	54	11	50723-K04-930	G9	74	7	57000				64455-K04-931	G5	70	12	81160-K04-930	G5	70	21
	F7	56	12					57101-MER-D21	F12	61	11	64485-K04-931	G5	70	13	81218-KPB-B21	I8	105	1
	F9	58	8	51000				57103-SDA-003	F12	61	12	64501-K04-930ZB	G3	68	4	81219-KPB-B21	I8	105	2
	F10	59	8	51400-K04-931	G13	78	1	57110-K04-971	F12	61	13	64501-K04-930ZC	G3	68	4	81219-KTW-A60	I8	105	3
45520-MG7-006	F5	54	12	51401-K04-931	G13	78	2					64502-K04-930ZB	G3	68	5	81240-K04-930	G5	70	22
	F7	56	13	51410-K04-931	G13	78	3					64502-K04-930ZC	G3	68	5	81241-K04-930	G5	70	23
	F9	58	9	51412-422-003	G13	78	4					64502-K04-930ZD	G3	68	5	81243-K04-930	G5	70	24
												64510-K04-930	G3	68	6	81244-K04-930	G6	71	25

4



# PART NO. INDEX

J 4

Part Number	Address	Page	Ref.	Part Number	Address	Page	Ref.	Part Number	Address	Page	Ref.	Part Number	Address	Page	Ref.	Part Number	Address	Page	Ref.
81245-K04-930	G6	71	26	86150-GFC-902	F13	62	9		F9	58	14	90603-KSV-J10	D15	42	19				
81248-K04-930	G6	71	27	86831-K04-930ZA	I9	106	3	90071-MB0-000	D12	39	16	90605-166-720	D15	42	20				
81249-K04-930	G6	71	28					90083-KTW-900	D6	33	18	90651-MA5-671	F5	54	19				
81255-K04-930	G6	71	29	87000				90084-KWA-930	D9	36	13		F7	56	20				
81258-K04-930	H16	97	8					90085-K04-930	D13	40	18		F9	58	16				
81260-K04-930	G12	77	6	87125-GB0-900	I8	105	4	90101-K04-930	I3	100	16	90147-MCE-950	H10	91	14				
81262-K04-930	G12	77	7	87125-MCN-850ZA	I9	106	4	90101-MT4-000	F14	63	17	90202-KM1-000	D15	42	18				
81264-K04-930	G12	77	8	87505-K04-930	I8	105	5		F16	65	16	90203-MF9-710	H10	91	15	90659-KG4-000	H5	86	22
81272-K04-930	G12	77	9	87505-K04-A00	I8	105	6	90102-KVZ-630	F14	63	18	90301-KGH-901	H14	95	12	90661-GHB-630	H7	88	13
81280-K04-930	G6	71	30	87512-K04-930	I8	105	7		F16	65	17	90301-KWN-901	H14	95	13	90661-MGS-D71	F11	60	13
81281-K04-930	G6	71	31	87516-MCA-G60	I8	105	8	90102-MCT-000	F13	62	10		H15	96	12		F12	61	17
81288-K04-930	G6	71	32	87520-GEZ-D00	I8	105	9	90102-MCT-000	F13	62	10	90302-GGE-900	G3	68	12	90677-KAN-961	H9	90	21
81291-K04-930	G6	71	33	87525-KTW-A60	I8	105	10	90103-K04-930	H9	90	17		G7	72	16	90678-MR1-690	D9	36	17
81293-K04-930	G6	71	34	87525-MCA-K00	I8	105	11	90103-KTW-900	I3	100	17	90302-KWW-A00	G3	68	13	90682-SAO-671	H7	88	14
81300-K04-930	G12	77	10	87560-MBR-871	I8	105	12	90103-KZR-701	F3	52	5		G6	71	37	90683-GAZ-003	G12	77	14
81360-K04-930	G6	71	35	87562-K04-920	I8	105	13	90104-K04-930	G11	76	11		G7	72	17	90683-SAO-003	H14	95	15
				87586-MGN-D00	I8	105	14		H9	90	18		G11	76	13		H15	96	13
83000								90105-K04-930	H10	91	12		G12	77	12	90701-KWN-901	I6	103	25
				88000				90105-KL8-741	G15	80	12		I2	99	23	90701-MF5-003	I6	103	26
83534-K04-931	G6	71	36						H1	82	13	90302-KZR-701	F3	52	6	90741-HN5-670	E5	48	9
83550-K04-930ZA	G10	75	1	88114-KWN-900	F3	52	1	90105-MA6-750	G13	78	19	90302-SA4-003	H13	94	9	90852-KPP-T00	H15	96	14
83550-K04-930ZC	G10	75	1	88115-KWN-900	F3	52	2	90105-MBB-000	G15	80	12	90304-GE8-003	F13	62	13				
83550-K04-930ZD	G10	75	1	88210-K04-930	F3	52	3		H1	82	13	90304-KGH-901	I3	100	18	91000			
83551-GE2-000	G7	72	13	88220-K04-930	F3	52	4	90106-MM4-000	G9	74	8	90304-KPH-700	H9	90	20				
	G10	75	2					90106-MM9-000	H13	94	8	90305-GEE-710	G12	77	13	91002-GA7-701	D15	42	21
83590-K04-931	H3	84	18	89000				90107-K04-930	F13	62	11		H16	97	10	91002-GA7-702	D15	42	21
83650-K04-930ZA	G10	75	3					90107-KTW-900	H9	90	19	90305-KWN-701	H1	82	16	91002-KPB-003	D15	42	22
83650-K04-930ZC	G10	75	3	89101-MC7-000	I7	104	3	90107-MBG-000	F14	63	19	90306-KF0-003	I3	100	19	91005-KPB-003	E4	47	28
83650-K04-930ZD	G10	75	3	89102-538-000	I7	104	4		F16	65	18	90380-GM9-740	H16	97	11	91006-KAB-004	E1	44	8
83660-K04-930ZA	G10	75	4	89103-538-000	I7	104	5	90107-MCT-771	F13	62	12	90401-KTW-900	D14	41	8	91007-K04-931	E1	44	9
83660-K04-930ZC	G10	75	4	89211-KWW-640	I7	104	6	90107-MT3-003	G14	79	18	90402-KTW-900	D10	37	6	91008-K04-931	D13	40	19
83660-K04-930ZD	G10	75	4	89213-KWW-601	I7	104	7	90108-K04-930	G2	67	4	90411-KTW-B00	E1	44	6	91015-KT8-005	F15	64	21
83701-K04-930ZB	G10	75	5	89215-KSV-J00	I7	104	8	90108-KWR-003	H3	84	19	90412-K04-930	E1	44	7		F16	65	20
83701-K04-930ZC	G10	75	5	89216-K04-930	I7	104	9	90108-MK6-670	H10	91	13	90421-KAB-003	D7	34	9	91016-MR7-003	F15	64	22
83701-K04-930ZD	G10	75	5	89219-KSV-J00	I7	104	10	90111-K04-930	G3	68	10	90423-KJ9-000	D9	36	14		G1	66	21
83751-K04-930ZB	G10	75	6					90111-MR5-000	H16	97	9	90441-706-000	D2	29	19	91051-KS4-003	H1	82	17
83751-K04-930ZC	G10	75	6	90000				90112-K04-930	G12	77	11		D9	36	15	91051-MG2-J01	G15	80	14
83751-K04-930ZD	G10	75	6					90114-MA5-671	F5	54	16	90443-KTM-970	I3	100	20	91054-MT6-831	G15	80	14
83801-K04-930ZB	G10	75	7	90001-K04-930	D13	40	12		F7	56	17	90454-MC7-000	D2	29	20	91059-KY2-711	F15	64	23
83801-K04-930ZC	G10	75	7	90002-K04-930	D13	40	13		F9	58	13	90456-333-000	D11	38	8		G1	66	22
83801-K04-930ZD	G10	75	7	90002-KTW-900	E4	47	23	90116-KTW-901	F10	59	13	90474-333-000	E4	47	26	91071-KS6-004	I3	100	21
				90002-KVZ-630	D10	37	4	90116-KVB-900	G13	78	20	90501-K04-930	G3	68	14	91102-GE1-711	E4	47	29
84000				90002-MEB-670	D1	28	3		G7	72	14	90506-MCT-000	F14	63	20	91105-KTW-901	E4	47	30
84100-K04-930	G11	76	8	90002-PA6-003	E4	47	24		H5	86	21		F16	65	19	91106-KM1-013	E1	44	10
84150-K04-930ZB	G11	76	9	90004-GHB-620	D6	33	17		H14	95	11	90507-KRP-980	G2	67	6	91201-K04-931	E4	47	31
84150-K04-930ZC	G11	76	9	90004-GHB-710	D2	29	16		H15	96	11		H14	95	14	91202-KTW-901	D9	36	18
84150-K04-930ZD	G11	76	9		D13	40	14	90116-SP0-003	I6	103	23	90543-MV9-670	D1	28	4	91203-KSV-J21	D14	41	9
84160-K04-930ZB	G11	76	10	90004-GHB-730	D13	40	15		G3	68	11	90544-283-000	G13	78	21	91211-KM1-005	D16	43	23
84160-K04-930ZC	G11	76	10	90005-MEJ-000	D2	29	17		G7	72	15	90545-300-000	F5	54	18	91251-KPB-003	E4	47	32
84160-K04-930ZD	G11	76	10	90006-K04-930	D13	40	16		G11	76	12		F7	56	19	91251-KSV-J11	E1	44	11
84700-K04-930	H14	95	10	90007-K04-930	D13	40	17	90118-MEL-000	G2	67	5		F9	58	15	91252-147-003	H1	82	18
84700-K04-A00	H15	96	10	90007-MCT-000	D2	29	18	90120-GHB-601	I6	103	24		F10	59	15	91253-KM1-003	E1	44	12
84703-K04-930	H8	89	13	90010-K04-930	D9	36	10	90123-K04-930	F1	50	5		F11	60	12	91253-KZJ-901	G15	80	15
				90011-K04-930	D9	36	11	90131-K04-930	G9	74	9		F12	61	16	91254-434-003	G13	78	22
				90013-K04-930	D9	36	12	90131-KPB-751	G15	80	13	90599-767-C10	D9	36	16	91258-HB3-003	H2	83	19
86000				90019-MGZ-J00	E4	47	25		H1	82	14	90601-K04-930	E4	47	27	91301-GGL-J01	E6	49	16
				90023-MV9-670	D10	37	5	90132-KSV-J00	H1	82	15	90601-PV3-003	G4	69	15	91301-K04-930	D16	43	24
86101-K04-930ZA	I9	106	2		D14	41	7	90132-MY2-000	G16	81	13	90601-SJA-003	G4	69	16	91302-KVZ-631	D2	29	21
86150-GFC-901	F13	62	9	90050-KFL-850	F11	60	10	90145-MS9-612	F5	54	17		G6	71	38	91303-377-000	D9	36	19
									F7	56	18		G11	76	14	91303-K04-930	E4	47	33

# PART NO. INDEX

J 5

Part Number	Address	Page	Ref.	Part Number	Address	Page	Ref.	Part Number	Address	Page	Ref.	Part Number	Address	Page	Ref.	Part Number	Address	Page	Ref.
91304-K04-930	E4	47	34	93903-25480	H7	88	17	95002-02120	I6	103	30	95701-10050-07	H9	90	24				
91305-K04-930	E4	47	35	93903-34380	G6	71	40	95002-41000-08	E4	47	44	95801-06014-08	F11	60	19				
91307-035-000	D9	36	20		G8	73	19	95002-80000	H7	88	18		F12	61	23				
91307-K04-930	E4	47	36		H3	84	23	95003-25040-31	H5	86	25		H8	89	17				
91309-425-003	D12	39	17		H13	94	10	95005-55120-20	E4	47	45	95801-08040-00	I4	101	24				
91309-PX4-003	E4	47	37		H14	95	18	95701-06010-00	I6	103	31	95801-10040-08	H11	92	4				
91313-K04-930	E4	47	38		H15	96	17	95701-06012-00	D2	29	24	95801-10065-00	I4	101	25				
91320-MB0-000	D12	39	18	93903-34480	D13	40	20		D8	35	8	95801-10075-00	I4	101	26				
91352-KM1-003	D16	43	25		G4	69	17		I2	99	28								
91352-KM1-005	D16	43	25		G6	71	41		I6	103	32	96000							
91356-KTW-901	G13	78	23		G8	73	20	95701-06012-07	F5	54	23								
91406-MS8-000	H7	88	15		G11	76	15		F7	56	24	96001-06014-07	G15	80	16				
91456-371-770	F13	62	14		I2	99	27	95701-06012-08	F11	60	14	96001-06016-00	D10	37	7				
91533-SDA-003	I2	99	24	93903-35180	G9	74	10		G12	77	16	96001-06016-07	E4	47	52				
				93903-35280	G9	74	11	95701-06014-00	D12	39	20	96001-06022-07	F6	55	27				
92000				93903-35310	H15	96	18		H6	87	26		F8	57	28				
				93903-35320	F1	50	7		H8	89	16		F9	58	20				
92101-06020-4J	I2	99	25		F2	51	8	95701-06016-00	E4	47	46		F10	59	20				
92900-08022-0E	D2	29	22		H12	93	6		H16	97	12	96001-06032-00	D10	37	8				
				93903-35380	G8	73	21		I2	99	29	96211-08000	G9	74	13				
93000								95701-06016-07	F5	54	24	96220-30178	E4	47	53				
				94000					F8	57	25	96220-40158	D11	38	13				
93403-06012-00	F15	64	24						F11	60	15	96600-08032-00	F13	62	15				
	G1	66	23	94001-03000-0S	I6	103	29		F12	61	19								
93403-06025-00	I2	99	26	94001-12200-0S	D16	43	26		H2	83	21	98000							
93404-06012-00	G6	71	39	94021-05070-0S	G6	71	42	95701-06016-08	H14	95	20								
	G7	72	18	94050-06000	F5	54	22		H15	96	20	98200-33000	H16	97	13				
	I6	103	27		F7	56	23	95701-06018-07	F11	60	16	98200-40500	I2	99	32				
93404-06012-08	G12	77	15		F9	58	19		F12	61	20	98200-41000	I2	99	33				
	H14	95	16		F10	59	19	95701-06020-00	D2	29	25	98200-41500	I2	99	34				
	H15	96	15		H4	85	24		D8	35	9	98200-43000	I2	99	35				
93404-06014-00	F1	50	6		H5	86	23	95701-06022-00	D7	34	10								
	H12	93	5		H8	89	15		H13	94	11								
93404-06025-00	F12	61	18	94050-06080	H14	95	19		I2	99	30								
93404-06025-07	H8	89	14		H15	96	19	95701-06025-00	D12	39	21								
93404-06030-00	H7	88	16	94050-08080	H4	85	25		E6	49	19								
93404-08016-08	H3	84	20	94101-05800	E4	47	39	95701-06025-08	F6	55	25								
93500-03008-0A	D11	38	9	94102-10000	I3	100	22		F8	57	26								
93500-05010-1H	E6	49	17	94103-04000	G6	71	43		F11	60	17								
93500-05012-0A	H9	90	22	94103-06000	H4	85	26		F12	61	21								
93600-04012-1G	F5	54	20	94109-12000	E4	47	40	95701-06028-00	D2	29	26								
	F7	56	21	94201-25250	H10	91	16		D8	35	10								
	F9	58	17	94301-08140	D9	36	21	95701-06030-00	D11	38	11								
	F10	59	17		D11	38	10	95701-06032-08	F11	60	18								
					D13	40	21		F12	61	22								
93891-04006-07	I6	103	28					95701-06040-08	F6	55	26								
93891-05016-18	H3	84	21	94301-10160	D9	36	22		F8	57	27								
93892-05012-08	D12	39	19		E4	47	41		D11	38	12								
93892-05012-18	E6	49	18	94301-12160	E1	44	13	95701-06050-00	E4	47	47								
93892-05020-07	F4	53	7	94301-12200	D2	29	23	95701-06055-00	E4	47	48								
93893-04012-17	F5	54	21		D8	35	7	95701-06080-00	E4	47	49								
	F7	56	22	94520-12000	E4	47	42	95701-08012-00	E4	47	31								
	F9	58	18	94520-47000	H2	83	20	95701-08014-00	H6	87	27								
	F10	59	18	94540-04018	G9	74	12		I4	101	23								
93901-24320	F15	64	25	94601-16000	E4	47	43	95701-08020-08	H4	85	27								
	G1	66	24	94601-17000	E5	48	10	95701-08025-00	E4	47	50								
93901-24480	H14	95	17					95701-08030-00	G11	76	16								
	H15	96	16	95000				95701-08035-02	H9	90	23								
93903-22420	F2	51	7					95701-08060-00	E4	47	51								
93903-25380	H3	84	22	95001-35260-40	H5	86	24												

# PART NAME INDEX

K 1

Part name	Address	Page	Ref.	Part name	Address	Page	Ref.	Part name	Address	Page	Ref.
[ A ]				BEARING, RADIAL BALL, 6303 ....	H1	82	17	BOLT, FLANGE, 6X14 .....	D6	33	17
ADJUSTER, CAM CHAIN .....	D7	34	4	BEARING, RADIAL BALL, 6303UU ..	G15	80	14		D12	39	20
ARM COMP., EX. VALVE ROCKER ..	D4	31	7	BEARING, RADIAL BALL, 6902U ...	D15	42	21		F11	60	19
ARM COMP., IN. VALVE ROCKER ..	D4	31	6	BEARING, SWINGARM PIVOT .....	I3	100	21		F12	61	23
AXLE, FR. WHEEL .....	G15	80	6	BELT, DRIVE .....	D15	42	7		G15	80	16
AXLE, RR. WHEEL .....	I3	100	1	BODY COMP., FRAME .....	I3	100	2		H6	87	26
				BODY SET .....	E6	49	8		H8	89	16
[ B ]				BOLT-WASHER, 10X60 .....	H1	82	15				
BACKREST ASSY. ....	H3	84	12	BOLT-WASHER, 4X8 .....	E4	47	24	BOLT, FLANGE, 6X16 .....	D10	37	7
BAG, TOOL .....	I7	104	3	BOLT-WASHER, 6X12 .....	F15	64	24		E4	47	46
BALL, STEEL, #8 .....	G9	74	13		G1	66	23				
BAND, AIR CLEANER CONNECTING					G6	71	39		F5	54	24
TUBE	H7	88	11		G7	72	18		F8	57	25
BAND, AIR INJECTION CONTROL					G12	77	15		F11	60	15
VALVE	H8	89	6		H14	95	16		F12	61	19
BAND, EX. PIPE .....	H9	90	12		H15	96	15		H2	83	21
BAND, INSULATOR .....	D2	29	8		I6	103	24		H14	95	20
BAND, WIRE .....	F13	62	1	BOLT-WASHER, 6X14 .....	F1	50	6		H15	96	20
BAR COMP., SIDE STAND .....	H10	91	9		H12	93	5		H16	97	12
BASE COMP., CONTACT .....	F14	63	4	BOLT-WASHER, 6X25 .....	F12	61	18	BOLT, FLANGE, 6X18 .....	F11	60	16
	F16	65	4		H8	89	14		F12	61	20
BATTERY .....	H16	97	1		I2	99	26	BOLT, FLANGE, 6X20 .....	D2	29	25
BATTERY ASSY. ....	H16	97	1	BOLT-WASHER, 6X30 .....	H7	88	16		D8	35	9
BEARING A, CONNECTING ROD ....	E5	48	6	BOLT-WASHER, 8X16 .....	H3	84	20	BOLT, FLANGE, 6X22 .....	D7	34	10
BEARING A, CRANKSHAFT L. SIDE	E2	45	9	BOLT-WASHER, 8X25 .....	H10	91	12		F6	55	27
BEARING A, CRANKSHAFT R. SIDE	E2	45	8	BOLT-WASHER, 9X155 .....	D2	29	18		F8	57	28
BEARING B, CONNECTING ROD ....	E5	48	6	BOLT A, PIN .....	G14	79	12		F9	58	20
BEARING B, CRANKSHAFT L. SIDE	E2	45	9		G16	81	11		F10	59	20
BEARING B, CRANKSHAFT R. SIDE	E2	45	8	BOLT B, ADAPTER, 10MM .....	F3	52	5		H13	94	11
BEARING C, CONNECTING ROD ....	E5	48	6	BOLT, BRAKE DISK, 8X24 .....	G15	80	12		I2	99	30
BEARING C, CRANKSHAFT L. SIDE	E3	46	9		H1	82	13	BOLT, FLANGE, 6X25 .....	D12	39	21
BEARING C, CRANKSHAFT R. SIDE	E2	45	8	BOLT, CONNECTING ROD .....	E5	48	5		E6	49	19
BEARING D, CONNECTING ROD ....	E5	48	6	BOLT, DRAIN PLUG, 12MM .....	E4	47	23		F6	55	25
BEARING D, CRANKSHAFT L. SIDE	E3	46	9	BOLT, FLANGE, 10MM .....	D10	37	5		F8	57	26
BEARING D, CRANKSHAFT R. SIDE	E2	45	8		D14	41	7		F11	60	17
BEARING E, CONNECTING ROD ....	E5	48	6	BOLT, FLANGE, 10X40 .....	H11	92	4		F12	61	21
BEARING E, CRANKSHAFT L. SIDE	E3	46	9	BOLT, FLANGE, 10X45 .....	F14	63	18	BOLT, FLANGE, 6X28 .....	D2	29	26
BEARING E, CRANKSHAFT R. SIDE	E2	45	8		F16	65	17		D8	35	10
BEARING F, CRANKSHAFT L. SIDE	E3	46	9	BOLT, FLANGE, 10X50 .....	H9	90	24	BOLT, FLANGE, 6X30 .....	D11	38	11
BEARING F, CRANKSHAFT R. SIDE	E2	45	8	BOLT, FLANGE, 10X65 .....	I4	101	25	BOLT, FLANGE, 6X32 .....	D9	36	10
BEARING G, CRANKSHAFT L. SIDE	E3	46	9	BOLT, FLANGE, 10X75 .....	I4	101	26		D10	37	8
BEARING G, CRANKSHAFT R. SIDE	E2	45	8	BOLT, FLANGE, 12X280 .....	I3	100	17		D13	40	17
BEARING H, CRANKSHAFT L. SIDE	E3	46	9	BOLT, FLANGE, 12X35 .....	F13	62	10		F11	60	18
BEARING H, CRANKSHAFT R. SIDE	E2	45	8	BOLT, FLANGE, 12X360 .....	I3	100	16		F12	61	22
BEARING, HEAD PIPE .....	F15	64	22	BOLT, FLANGE, 6MM .....	G7	72	14	BOLT, FLANGE, 6X40 .....	D2	29	16
	G1	66	21		H5	86	21		D9	36	11
BEARING, HEAD PIPE UPPER .....	F15	64	21		H14	95	11		D13	40	14
	F16	65	20		H15	96	11		F6	55	26
BEARING, NEEDLE, 14X22X16 ....	E1	44	10		I6	103	23		F8	57	27
BEARING, NEEDLE, 14X22X20 ....	E4	47	30	BOLT, FLANGE, 6X10 .....	I6	103	31	BOLT, FLANGE, 6X50 .....	D11	38	12
BEARING, NEEDLE, 25X33X18 ....	D15	42	22	BOLT, FLANGE, 6X12 .....	D2	29	24		D13	40	15
BEARING, RADIAL BALL,					D8	35	8	BOLT, FLANGE, 6X55 .....	E4	47	47
6205-2NSG	E1	44	8		F5	54	23	BOLT, FLANGE, 6X75 .....	D9	36	12
BEARING, RADIAL BALL, 6004UU ..	D13	40	19		F7	56	24	BOLT, FLANGE, 6X80 .....	E4	47	48
BEARING, RADIAL BALL, 6204 ...	E4	47	29		F11	60	14	BOLT, FLANGE, 8X12 .....	E4	47	49
BEARING, RADIAL BALL, 6205SPL	E4	47	28		G12	77	16		I2	99	31
BEARING, RADIAL BALL, 6302 ...	E1	44	9		I2	99	28	BOLT, FLANGE, 8X14 .....	H6	87	27
					I6	103	32		I4	101	23

# PART NAME INDEX

K 2

Part name	Address	Page	Ref.	Part name	Address	Page	Ref.	Part name	Address	Page	Ref.
BOLT, FLANGE, 8X20 .....	H4	85	27	BOOT, MIRROR .....	F3	52	1	CAP, FR. FORK TOP .....	G13	78	13
BOLT, FLANGE, 8X25 .....	E4	47	50	BOOT, PIN BUSH .....	G14	79	13	CAP, FUEL LID LOCK .....	G5	70	10
BOLT, FLANGE, 8X26 .....	G16	81	8	BOSS B, DRIVE FACE .....	D14	41	3	CAP, HINGE NUT .....	H3	84	10
BOLT, FLANGE, 8X30 .....	G11	76	16	BOSS, OIL FILTER .....	E4	47	25	CAP, LOCK NUT .....	F3	52	2
BOLT, FLANGE, 8X32 .....	G14	79	18	BOX ASSY., TOOL .....	G12	77	5	CAP, MASTER CYLINDER .....	F5	54	10
BOLT, FLANGE, 8X35 .....	H9	90	23	BOX COMP., BATTERY .....	H16	97	7		F7	56	11
BOLT, FLANGE, 8X40 .....	I4	101	24	BOX COMP., LUGGAGE .....	G12	77	6		F9	58	7
BOLT, FLANGE, 8X50 .....	G16	81	13	BOX, OWNERS MANUAL .....	G12	77	8		F10	59	7
BOLT, FLANGE, 8X60 .....	E4	47	51	BRACKET ASSY. A, ENGINE HANGER	I3	100	9	CAP, RESERVE TANK .....	I5	102	11
BOLT, FR. DISK, 8X24 .....	G15	80	12	BRACKET COMP., RR. ....	G16	81	4	CAP, SOCKET BOLT .....	F13	62	14
	H1	82	13	BRACKET SUB ASSY. B, ENGINE				CARTRIDGE, OIL FILTER .....	E3	46	15
BOLT, FR. FENDER FIXING .....	H13	94	8	HANGER	I3	100	5	CASE COMP., MISSION .....	E1	44	1
BOLT, HANDLE LEVER PIVOT .....	F5	54	16	BRACKET SUB ASSY., R. FR. ....	G14	79	3	CASE SUB ASSY., AIR CLEANER ..	H7	88	7
	F7	56	17				4	CASE, LOWER .....	F2	51	4
	F9	58	13	BRACKET, CENTER CROSS .....	I3	100	3	CASE, L. FR. BOTTOM .....	G13	78	18
	F10	59	13	BRACKET, LICENSE LIGHT .....	H15	96	9	CASE, R. FR. BOTTOM .....	G13	78	8
BOLT, HEADLIGHT .....	F1	50	5	BRACKET, NUMBER PLATE .....	H14	95	10	CATCH COMP., SEAT .....	H3	84	15
BOLT, HEAD COVER .....	D1	28	3		H15	96	10	CHAIN, CAM .....	D7	34	1
BOLT, HEX., 6X20 .....	I2	99	25	BRUSH SET A, CARBON .....	D12	39	6	CHAIN, OIL PUMP .....	D11	38	6
BOLT, KNOCK, 6MM .....	D6	33	18	BRUSH SET B, CARBON .....	D12	39	7	CIRCLIP .....	F5	54	19
BOLT, OIL, 10X22 .....	F5	54	17	BULB .....	H13	94	5		F7	56	20
	F7	56	18				6		F9	58	16
	F9	58	14				7		F10	59	16
	F10	59	14		H14	95	1	CIRCLIP, 7MM .....	D15	42	20
	F11	60	11	BULB, HEADLIGHT .....	H15	96	1	CIRCLIP, INTERNAL, 12MM .....	E4	47	42
	F12	61	15	BULB, TAILLIGHT .....	F1	50	4	CIRCLIP, INTERNAL, 28MM .....	D15	42	19
BOLT, ONE-WAY, 8MM .....	F14	63	19	BUSH, DAMPER .....	H12	93	4	CIRCLIP, INTERNAL, 47MM .....	H2	83	20
	F16	65	18		E4	47	22	CIRCLIP, INTERNAL, 65 .....	E4	47	27
BOLT, RECESSED, 5X22 .....	D2	29	17	BUSH, GUIDE .....	H1	82	12	CLAMPER A, BRAKE HOSE .....	F5	54	5
BOLT, SCREEN STAY .....	G3	68	10	BUSH, INNER ENGINE HANGER .....	G13	78	5	CLAMPER A, WATER HOSE .....	I5	102	19
BOLT, SETTING .....	D12	39	10	BUSH, L. OUTER ENGINE HANGER ..	E2	45	4	CLAMPER B, BRAKE HOSE .....	F5	54	6
BOLT, SIDE STAND PIVOT .....	H10	91	13	BUSH, RR. CUSHION RUBBER .....	E2	45	3	CLAMPER B, WATER HOSE .....	I5	102	20
BOLT, SOCKET, 5X9 .....	H16	97	9	BUSH, R. OUTER ENGINE HANGER ..	H11	92	2	CLAMPER COMP. A, BRAKE HOSE ..	F7	56	6
BOLT, SOCKET, 6MM .....	D10	37	4	BUSH, SLIDER .....	E2	45	2	CLAMPER COMP. B, BRAKE HOSE ..	F7	56	7
BOLT, SOCKET, 6X18 .....	D13	40	12		G13	78	6	CLAMPER, FUEL HOSE .....	H5	86	13
BOLT, SOCKET, 6X22 .....	D13	40	13					CLAMPER, HIGH TENSION CORD ....	I1	98	2
BOLT, SOCKET, 8X20 .....	G13	78	20	[ C ]				CLAMP B, TUBE, 14.5MM .....	H7	88	13
BOLT, SOCKET, 8X28 .....	G13	78	19	CABLE COMP. A, THROTTLE .....	F4	53	1	CLAMP B, WATER HOSE .....	I5	102	18
BOLT, SOCKET, 8X32 .....	F13	62	15	CABLE COMP. B, THROTTLE .....	F4	53	2	CLAMP, BATTERY EARTH CABLE ....	H16	97	3
BOLT, SPECIAL FLANGE, 6X25 ...	F11	60	10	CABLE COMP., SEAT LOCK .....	H3	84	17	CLAMP, BRAKE PIPE .....	F11	60	13
	F12	61	14	CABLE, BATTERY EARTH .....	H16	97	2		F12	61	17
BOLT, SPECIAL OIL PUMP .....	D11	38	5	CABLE, FUEL LID .....	G5	70	12	CLAMP, CANISTER HOSE .....	H7	88	14
BOLT, SPECIAL, 6X16 .....	H10	91	14	CABLE, L. LID OPENER .....	G5	70	13	CLAMP, TUBE .....	E4	47	44
BOLT, SPECIAL, 6X17 .....	G2	67	4	CALIPER SUB ASSY., RR. BRAKE ..	G16	81	5		H7	88	15
BOLT, SPECIAL, 6X18 .....	D13	40	16	CALIPER SUB ASSY., R. FR. ....	G14	79	17	CLAMP, WATER HOSE, 21MM .....	I6	103	26
BOLT, SPECIAL, 6X22 .....	D13	40	18	CAMSHAFT COMP. ....	D4	31	4	CLAMP, WATER HOSE, 24MM .....	I6	103	25
BOLT, SPECIAL, M6 .....	H9	90	19	CAP ASSY. ....	G5	70	2	CLAMP, WIRE, 8MM .....	H5	86	22
BOLT, STUD, 8X22 .....	D2	29	22	CAP ASSY., NOISE SUPPRESSOR ...	I1	98	4	CLIP B, TUBE .....	D8	35	5
BOLT, TENSIONER PIVOT .....	D7	34	3	CAP COMP., FUEL FILLER .....	H5	86	15	CLIP, AIR INTAKE DUCT PUSH ....	G4	69	15
BOLT, TERMINAL .....	D12	39	11	CAP COMP., RADIATOR .....	I5	102	7	CLIP, BUMPER SEAL .....	G3	68	11
BOLT, TORX, 5X10 .....	G15	80	13	CAP, 14MM .....	D9	36	13		G7	72	15
	H1	82	14	CAP, AIR INJECTION CONTROL					G11	76	12
BOOTS, BODY COVER .....	I5	102	22	VALVE	H8	89	7	CLIP, COUPLER .....	I2	99	24
BOOT B .....	G14	79	14	CAP, BLEEDER .....	G14	79	7	CLIP, HOSE .....	D9	36	17
	G16	81	12		G16	81	10	CLIP, PISTON PIN, 16MM .....	E4	47	43
BOOT COMP. ....	F5	54	7	CAP, DUCT COVER .....	D13	40	8	CLIP, PISTON PIN, 17MM .....	E5	48	10
	F7	56	8	CAP, DUMMY .....	I1	98	11	CLIP, SNAP FITTING .....	G4	69	16
	F9	58	5						G6	71	38
	F10	59	5						G11	76	14

# PART NAME INDEX

K 3

Part name	Address	Page	Ref.	Part name	Address	Page	Ref.	Part name	Address	Page	Ref.
CLIP, SUB TANK HOSE .....	H8	89	1	COVER, BATTERY TERMINAL .....	I1	98	10	DISK, FR. BRAKE .....	G15	80	11
CLIP, TRIM .....	G12	77	14	COVER, CABLE .....	F14	63	8	DISK, RR. BRAKE .....	H1	82	10
CLIP, TUBE .....	H7	88	18		F16	65	7	DOWEL PIN, 10X16 .....	D9	36	22
	I6	103	30	COVER, CYLINDER HEAD .....	D1	28	1		E4	47	41
CLIP, WIRE HARNESS, 25MM .....	H14	95	15	COVER, DUST .....	G16	81	6	DOWEL PIN, 12X20 .....	D2	29	23
	H15	96	13	COVER, FR. CENTER .....	G3	68	6		D8	35	7
COIL COMP., IGNITION .....	I1	98	1	COVER, FR. HANDLE .....	F13	62	7	DOWEL PIN, 8X14 .....	D9	36	21
COLLAR .....	D13	40	10	COVER, FR. LOWER .....	G3	68	7		D11	38	10
	F12	61	12	COVER, FUEL TANK .....	H5	86	9		D13	40	21
	I1	98	14	COVER, GRAB RAIL CENTER .....	G11	76	10	DRIVER, SCREW .....	I7	104	4
COLLAR A, SPRING GUIDE .....	D15	42	15	COVER, IGNITION COIL .....	H8	89	8	DUCT COMP., BELT COVER .....	D13	40	6
COLLAR B, ENGINE HANGER .....	I3	100	6	COVER, L. ....	D13	40	1	DUCT, AIR CLEANER .....	H7	88	4
COLLAR B, RR. AXLE .....	H1	82	2	COVER, L. FR. SIDE .....	G3	68	5	DUST SEAL .....	H5	86	8
COLLAR B, SPRING GUIDE .....	D15	42	16	COVER, L. PILLION STEP LOWER ..	G9	74	6	DUST SEAL, 31X38.5X7 .....	I3	100	13
COLLAR, 6.3X13 .....	H8	89	11	COVER, L. PILLION STEP UPPER ..	G9	74	5	DUST SEAL, 34X46X8 .....	E1	44	11
COLLAR, AIR CLEANER SETTING ..	H7	88	1	COVER, L. RR. SIDE .....	G7	72	12	DUST SEAL, 35MM .....	G13	78	22
COLLAR, DRIVE SHAFT .....	D15	42	17	COVER, L. SIDE .....	G7	72	10	DUST SEAL, 37X25X6 .....	H2	83	19
COLLAR, ENGINE PIVOT DISTANCE	I3	100	8	COVER, METER PANEL .....	G5	70	5	DUST SEAL, STEERING HEAD .....	F14	63	14
COLLAR, FR. AXLE DISTANCE .....	G15	80	8					DUST SEAL, STEERING UPPER .....	F16	65	13
COLLAR, FR. FENDER .....	H8	89	12	COVER, REED VALVE .....	D8	35	3		F14	63	13
COLLAR, FR. WHEEL COVER .....	H14	95	7	COVER, RR. BODY UPPER .....	G10	75	6		F16	65	12
	H15	96	6	COVER, RR. GARB RAIL .....	G11	76	9				
COLLAR, FR. WHEEL SIDE .....	G15	80	7	COVER, RUBBER .....	F1	50	3				
COLLAR, LOCK PIN .....	G5	70	8	COVER, R. FR. SIDE .....	G3	68	4	[ E ]			
COLLAR, L. SIDE OUTER COVER ..	D13	40	3	COVER, R. PILLION STEP LOWER ..	G9	74	3	ELEMENT COMP., AIR CLEANER .....	H7	88	2
COLLAR, M6 .....	G2	67	6	COVER, R. PILLION STEP UPPER ..	G9	74	2	ELEMENT, BELT COVER DUCT .....	D13	40	7
	H14	95	14	COVER, R. RR. SIDE .....	G7	72	11	EMBLEM .....	I9	106	3
COLLAR, MAIN STAND SHAFT .....	H10	91	4	COVER, R. SIDE .....	G7	72	9	EMBLEM, HONDA .....	I9	106	2
COLLAR, MUFFLER PROTECTOR .....	H9	90	8	COVER, SEAT HINGE .....	H3	84	9	EMBLEM, KEY .....	F14	63	5
COLLAR, O-RING .....	E3	46	11	COVER, SEAT HINGE UNDER .....	H3	84	5	EMBLEM, PRODUCT .....	F13	62	9
			12	COVER, SPRING .....	G6	71	32	E-RING, 4MM .....	G9	74	12
COLLAR, PROTECTOR MOUNTING ...	H9	90	7	COVER, STARTER MAGNETIC							
COLLAR, PROTECTOR SETTING ....	H9	90	9		TERMINAL	I1	98	[ F ]			
COLLAR, RR. AXLE .....	H1	82	3	COVER, THERMOSTAT .....	D2	29	10	FACE COMP. B, MOVABLE DRIVE ...	D14	41	5
COLLAR, RR. COWL SETTING .....	H3	84	13	CRANKCASE COMP., L. ....	E2	45	6	FACE SET, DRIVEN .....	D15	42	8
COLLAR, RR. WHEEL SIDE .....	H1	82	1	CRANKCASE COMP., R. ....	E2	45	1	FACE SET, MOVABLE DRIVEN .....	D15	42	9
COLLAR, RUBBER BUSH .....	H11	92	3	CRANKSHAFT .....	E5	48	8	FACE, DRIVE .....	D14	41	2
COLLAR, SEAL .....	D15	42	14	CUSHION ASSY., RR. ....	H11	92	1	FAN COMP., COOLING .....	I5	102	4
COLLAR, TAILLIGHT .....	H13	94	2	CUSHION, SEAT .....	H3	84	11	FENDER B, RR. ....	H14	95	9
COLLAR, TAIL CAP MOUNTING ....	H9	90	10	CYLINDER COMP. ....	D8	35	1		H15	96	8
CORD COMP., OXYGEN SENSOR ....	D2	29	14	CYLINDER SET, MASTER .....	F5	54	14	FENDER SET, FR. ....	G2	67	1
CORD COMP., RR. COMBINATION					F7	56	15	FENDER, FR. ....	G2	67	2
	LIGHT	H13	94		F9	58	11	FENDER, RR. ....	H14	95	8
COTTER, VALVE .....	D4	31	15		F10	59	11		H15	96	7
COUPLER, JOINT .....	I1	98	8	CYLINDER SUB ASSY., FR. BRAKE				FILTER SET .....	H5	86	3
COVER ASSY., INNER .....	G5	70	17		MASTER	F5	54	FLYWHEEL COMP. ....	D10	37	2
COVER ASSY., R. ....	D9	36	1			F7	56	FORK ASSY., L. FR. ....	G13	78	17
COVER COMP., LICENSE .....	H14	95	3	CYLINDER SUB ASSY., RR. BRAKE				FORK ASSY., R. FR. ....	G13	78	1
	H15	96	3		MASTER	F9	58	FUEL UNIT .....	H5	86	18
COVER COMP., L. SIDE OUTER ...	D13	40	2			F10	59	FUSE, BLADE .....	H16	97	13
COVER COMP., UNDER .....	G7	72	8					FUSE, MINI .....	I2	99	32
COVER COMP., WATER PUMP .....	D9	36	6								33
COVER SET, L. BODY .....	G10	75	3	[ D ]							34
COVER SET, RR. BODY LOWER ....	G10	75	4	DAMPER, L. LID .....	G6	71	36				35
COVER SET, RR. HANDLE .....	F13	62	8	DAMPER, OPENER .....	H3	84	18				
COVER SET, R. BODY .....	G10	75	1	DIAPHRAGM .....	F5	54	12				
COVER SUB ASSY., AIR CLEANER ..	H7	88	8			F7	56	[ G ]			
COVER SUB ASSY., TAIL CAP ....	H9	90	14			F9	58	GARNISH SET, SCREEN .....	G3	68	1
COVER, ACCESSORY SOCKET .....	G5	70	1			F10	59				

# PART NAME INDEX

K 4

Part name	Address	Page	Ref.	Part name	Address	Page	Ref.	Part name	Address	Page	Ref.
GASKET, CAM CHAIN ADJUSTER ...	D7	34	7	HOSE COMP. E, FR. BRAKE .....	F7	56	5	LID COMP., BATTERY .....	G12	77	10
GASKET, CYLINDER .....	D8	35	2	HOSE COMP. G, RR. BRAKE .....	F11	60	5	LID, FUEL .....	G5	70	7
GASKET, CYLINDER HEAD .....	D2	29	3		F12	61	6	LID, L. OUTER .....	G5	70	23
GASKET, EX. PIPE .....	H9	90	1	HOSE COMP. J, RR. BRAKE .....	F11	60	7	LID, PLUG MAINTENANCE .....	G7	72	4
GASKET, HEAD COVER .....	D1	28	2		F12	61	8	LID, RESERVE TANK MAINTENANCE ..	G7	72	3
GASKET, L. CRANKCASE COVER ...	D13	40	5	HOSE COMP., FUEL FEED .....	H5	86	12		G12	77	1
GASKET, OIL PATH .....	E2	45	7	HOSE C, WATER .....	15	102	16	LID, R. OUTER .....	G5	70	22
GASKET, R. CRANKCASE COVER ...	D9	36	2	HOSE D, WATER .....	15	102	17	LIGHT ASSY., LICENSE .....	H14	95	2
GASKET, WATER PUMP COVER .....	D9	36	7	HOSE E, RR. BRAKE .....	F11	60	4		H15	96	2
GAUGE, OIL LEVEL .....	D9	36	3		F12	61	4	LOCK, L. LID .....	G5	70	21
GEAR COMP., FINAL .....	E1	44	5	HOSE, FILLER .....	15	102	13	LOCK, R. DOCUMENT .....	G5	70	16
GEAR COMP., STARTER DRIVEN ...	D12	39	2	HOSE, WATER BYPASS .....	D9	36	9				
GEAR, COUNTER .....	E1	44	4					[ M ]			
GEAR, STARTER REDUCTION .....	D12	39	4	[ I ]				MARK, COMBINED ABS .....	I9	106	1
GRIP .....	I7	104	5	IMPELLER, WATER PUMP .....	D9	36	4	MARK, HONDA .....	I9	106	4
GRIP COMP., THROTTLE .....	F4	53	5	INJECTOR ASSY., FUEL .....	E6	49	12	MAT, LUGGAGE BOX .....	G12	77	9
GRIP, L. HANDLE .....	F4	53	6	INSULATOR .....	D12	39	13	MAT, L. FLOOR .....	G7	72	6
GROMMET .....	I1	98	15	INSULATOR, IN. PIPE .....	D2	29	7	MAT, R. FLOOR .....	G7	72	5
GROMMET, AIR CLEANER CASE ....	G7	72	13	INSULATOR, THROTTLE BODY .....	D2	29	6	METER ASSY., COMBINATION .....	F2	51	1
	G10	75	2					METER COMP., COMBINATION .....	F2	51	2
GROMMET, SEAT HINGE UNDER ....	H3	84	14	[ J ]				MIRROR COMP., L. ....	F3	52	4
GUARD B, SPLASH .....	G12	77	2	JOINT COMP., INJECTOR .....	E6	49	14	MIRROR COMP., R. ....	F3	52	3
GUARD, SPLASH .....	G12	77	3	JOINT, AIR FILTER .....	H5	86	17	MODULATOR ASSY., ABS .....	F12	61	13
GUIDE COMP., RR. BRAKE HOSE ..	F11	60	8	JOINT, FUEL TUBE .....	H5	86	11	MOTOR ASSY., FAN .....	I5	102	5
	F12	61	9					MOTOR ASSY., STARTER .....	D12	39	5
GUIDE, CAM CHAIN .....	D7	34	8	[ K ]				MUFFLER COMP., EX. ....	H9	90	2
GUIDE, OIL PRESSURE SWITCH				KEY SET .....	F14	63	2				
	CORD	E4	47		F16	65	1	[ N ]			
GUIDE, SENSOR CORD .....	G15	80	1	KEY SET, SHUTTER .....	F16	65	2	NECK, FILLER .....	I5	102	6
GUIDE, STARTING DRIVEN GEAR ..	D12	39	3	KEY, BLANK .....	F14	63	6	NUT-WASHER, 6MM .....	D12	39	16
GUIDE, VALVE .....	D2	29	2		F16	65	5	NUT, CAP, 5MM .....	G6	71	42
				KEY, SPECIAL WOODRUFF, 25X14 ..	E5	48	9	NUT, CAP, 8MM .....	I3	100	20
[ H ]								NUT, CLIP, 5MM .....	H9	90	21
HANDLE, EYE WRENCH .....	I7	104	10	[ L ]				NUT, CLIP, 6MM .....	G12	77	13
HARNESS, WIRE .....	I1	98	7	LABEL, ACCESSORIES & LOADING ..	I8	105	7		H16	97	10
HEADLIGHT UNIT .....	F1	50	2	LABEL, CARGO LIMIT .....	I8	105	1	NUT, CONNECTING ROD .....	E5	48	7
HEAD COMP., CYLINDER .....	D2	29	1					NUT, FLANGE, 12MM .....	I3	100	19
HEAT GUARD, LUGGAGE BOX .....	H16	97	8					NUT, FLANGE, 6MM .....	F5	54	22
HINGE ASSY., FUEL LID .....	G5	70	11						F7	56	23
HINGE A, SEAT .....	H3	84	1						F9	58	19
HINGE B, SEAT .....	H3	84	3						F10	59	19
HINGE COMP., SEAT .....	H3	84	4						H4	85	24
HOLDER, BRUSH .....	D12	39	8						H5	86	23
HOLDER, HANDLE PIPE UPPER ....	F13	62	5						H8	89	15
HOLDER, HANDLE UNDER .....	F13	62	6	LABEL, DRIVE CAUTION .....	I8	105	12		H14	95	19
	F5	54	11	LABEL, FRENCH TRANSLATION .....	I8	105	13		H15	96	19
	F7	56	12	LABEL, FUEL & DRIVE .....	I8	105	14	NUT, FLANGE, 8MM .....	H4	85	25
	F9	58	8	LABEL, RADIATOR CAP .....	I5	102	8	NUT, HEX. CAP, 8MM .....	H9	90	20
	F10	59	8	LABEL, RR. DAMPER .....	I8	105	8	NUT, HEX., 10MM .....	F3	52	6
HOLDER, RELAY .....	I2	99	22	LABEL, TIRE .....	I8	105	5	NUT, HEX., 12MM .....	D16	43	26
HORN COMP. ....	I1	98	16					NUT, HEX., 3MM .....	I6	103	29
HOSE A, WATER .....	I5	102	14	LENS ASSY. ....	F2	51	5	NUT, SIDE STAND .....	H10	91	15
HOSE B, WATER .....	I5	102	15	LEVER, L. HANDLE .....	F9	58	12	NUT, SPECIAL, 30MM .....	D15	42	18
HOSE COMP. A, FR. BRAKE .....	F5	54	2		F10	59	12	NUT, SPECIAL, 6X7 .....	G2	67	3
	F7	56	2	LEVER, R. HANDLE .....	F5	54	15	NUT, SPRING .....	G3	68	12
HOSE COMP. A, RR. BRAKE .....	F9	58	2		F7	56	16		G7	72	16
	F10	59	2	LID ASSY., L. INNER .....	G6	71	29		G3	68	13
HOSE COMP. E, FR. BRAKE .....	F5	54	4	LID ASSY., R. INNER .....	G6	71	26				

**K 5**

# 5

# PART NAME INDEX

K 6

Part name	Address	Page	Ref.	Part name	Address	Page	Ref.	Part name	Address	Page	Ref.
RUBBER, HEADLIGHT CASE				SCREW, TAPPING, 4X12 .....	H15	96	17	SHROUD COMP. ....	I5	102	2
MOUNTING	I3	100	14	SCREW, TAPPING, 4X16 .....	D13	40	20	SOCKET ASSY. ....	G5	70	3
	I5	102	21		G4	69	17	SOCKET, BULB .....	H12	93	1
RUBBER, L. SIDE OUTER COVER ..	D13	40	4		G6	71	41	SPACER, IGNITION COIL .....	I1	98	3
RUBBER, MOUNTING .....	D1	28	4		G8	73	20	SPANNER, 10X14 .....	I7	104	6
	F12	61	11		G11	76	15	SPANNER, 12X14 .....	I7	104	7
	H8	89	10		H14	95	17	SPANNER, PIN .....	I7	104	8
RUBBER, PROTECTOR MOUNTING ...	H9	90	5		H15	96	16	SPRING, CAM CHAIN ADJUSTER ...	D7	34	6
			6		I2	99	27	SPRING, CARBON BRUSH .....	D12	39	9
RUBBER, RR. FENDER SETTING ...	H9	90	16	SCREW, TAPPING, 5X10 .....	G9	74	10	SPRING, CLUTCH .....	D15	42	4
RUBBER, SCREEN SETTING .....	I3	100	15	SCREW, TAPPING, 5X12 .....	G9	74	11	SPRING, DRIVEN FACE .....	D15	42	12
RUBBER, SHOCK .....	H16	97	5	SCREW, TAPPING, 5X16 .....	F1	50	7	SPRING, FR. FORK .....	G13	78	2
RUBBER, STAND STOPPER .....	H10	91	5		F2	51	8	SPRING, GLOVE BOX .....	G5	70	15
			6		G8	73	21	SPRING, KICK STARTER STOPPER ..	G9	74	1
RUBBER, UNDER COVER .....	G7	72	7		H3	84	22	SPRING, MAIN STAND .....	H10	91	7
RUBBER, VISOR .....	G3	68	9		H12	93	6	SPRING, PAD .....	G14	79	9
					H15	96	18	SPRING, POCKET .....	G6	71	34
[ S ]				SCREW, TAPPING, 5X20 .....	H7	88	17	SPRING, REBOUND .....	G13	78	7
SCREEN, OIL FILTER .....	E3	46	16	SCREW, TORX .....	E6	49	11	SPRING, ROCKER ARM SIDE .....	D4	31	9
SCREW-WASHER, 4X12 .....	F5	54	21	SCREW, TORX, 5X17 .....	E6	49	3	SPRING, SEAT LOCK .....	G5	70	14
	F7	56	22	SCREW, TORX, 5X8.7 .....	E6	49	2		H3	84	16
	F9	58	18	SEAL SET, FR. FORK .....	G13	78	16	SPRING, SIDE STAND .....	H10	91	10
	F10	59	18	SEAL SET, PISTON .....	G14	79	1	SPRING, VALVE .....	D4	31	12
SCREW-WASHER, 4X6 .....	I6	103	28				2	SPROCKET, CAM .....	D4	31	5
SCREW-WASHER, 5X12 .....	D12	39	19	SEAL, AIR CLEANER .....	H7	88	3	SPROCKET, OIL PUMP DRIVEN .....	D11	38	4
	E6	49	18				5	STAND COMP., MAIN .....	H10	91	2
SCREW-WASHER, 5X16 .....	H3	84	21	SEAL, BELT COVER DUCT .....	D13	40	9	STATOR COMP. ....	D10	37	3
SCREW-WASHER, 5X20 .....	F4	53	7	SEAL, DRIVEN FACE, 40X47X4 ....	D16	43	23	STAY COMP., AIR INJECTION			
SCREW, BATTERY LID .....	G12	77	11	SEAL, EX. VALVE STEM .....	D4	31	1	SOLENOID VALVE	H8	89	4
SCREW, BLEEDER .....	G14	79	6	SEAL, HANDLE POST .....	F14	63	12	STAY COMP., INNER .....	F14	63	10
	G16	81	9		F16	65	11		F16	65	9
SCREW, FLAT, 4X12 .....	F5	54	20	SEAL, INNER COVER .....	G6	71	33	STAY COMP., L. FLOOR .....	I3	100	12
	F7	56	21	SEAL, LUGGAGE BOX .....	G12	77	7	STAY COMP., RR. BRAKE HOSE ....	F11	60	1
	F9	58	17	SEAL, L. LID INNER .....	G6	71	28		F12	61	1
	F10	59	17	SEAL, MECHANICAL .....	D9	36	5	STAY COMP., R. FLOOR .....	I3	100	11
SCREW, OVAL, 6X35 .....	F13	62	12	SEAL, RADIATOR CAP .....	I5	102	8	STAY, AIR INJECTION CONTROL			
SCREW, PAN, 3X8 .....	D11	38	9	SEAL, R. LID INNER .....	G6	71	27	VALVE TUBE	H8	89	5
SCREW, PAN, 5X10 .....	E6	49	17	SEAL, TOOL BOX .....	G12	77	4	STAY, FR. COVER .....	I3	100	4
SCREW, PAN, 5X12 .....	H9	90	22	SEAL, VALVE STEM .....	D4	31	2	STAY, FUSE .....	G6	71	35
SCREW, PAN, 5X20 .....	H9	90	17	SEAT B, SPRING .....	G13	78	14	STAY, HARNESS .....	E6	49	15
SCREW, PAN, 6X14 .....	G9	74	8	SEAT COMP., DOUBLE .....	H3	84	8	STAY, HARNESS CLAMPER .....	E6	49	6
SCREW, PAN, 6X17 .....	F13	62	11	SEAT, DRIVEN FACE SPRING .....	D15	42	13	STAY, WIRE .....	E6	49	5
SCREW, PAN, 6X20 .....	G2	67	5	SEAT, VALVE SPRING .....	D4	31	14	STAY, WIRE HARNESS .....	D2	29	11
SCREW, SCREEN SETTING .....	F14	63	17	SENSOR ASSY., BANK ANGLE .....	I1	98	13	STEM SUB ASSY., STEERING .....	F14	63	15
	F16	65	16	SENSOR ASSY., WATER TEMP .....	D2	29	15		F16	65	14
SCREW, SPECIAL, 5MM .....	G11	76	11	SENSOR SET .....	E6	49	1	STEP, L. FLOOR .....	G7	72	2
	H9	90	18	SENSOR, FR. WHEEL SPEED .....	G15	80	2	STEP, R. FLOOR .....	G7	72	1
SCREW, SPECIAL, 6X15 .....	H16	97	11	SENSOR, OXYGEN .....	D2	29	13	STOPPER, TERMINAL .....	D12	39	14
SCREW, TAPPING, 3X16 .....	F2	51	7	SENSOR, RR. WHEEL SPEED .....	E3	46	20	STRAINER, OIL .....	E3	46	10
	F15	64	23	SHAFT, COUNTER .....	E1	44	3	STUD, BALL .....	H3	84	19
	G1	66	22	SHAFT, DRIVE .....	E1	44	2	SUB CORD, ENGINE .....	E3	46	18
SCREW, TAPPING, 4X12 .....	F15	64	25	SHAFT, L. LID INNER .....	G6	71	25	SUB CORD, HEADLIGHT .....	F1	50	1
	G1	66	24	SHAFT, MAIN STAND .....	H10	91	3	SUB SPRING, MAIN STAND .....	H10	91	8
	G6	71	40	SHAFT, ROCKER ARM .....	D4	31	8	SUB SPRING, SIDE STAND .....	H10	91	11
	G8	73	19	SHAFT, WATER PUMP .....	D9	36	8	SUSPENSION, ENGINE CONTROL			
	H3	84	23	SHIM, TAPPET .....	D4	31	16	UNIT	I2	99	21
	H13	94	10		D5	32	16	SUSPENSION, WINKER RELAY .....	I1	98	18
	H14	95	18		D6	33	16	SWINGARM ASSY. ....	H1	82	11

5



# PART NAME INDEX

K 7

Part name	Address	Page	Ref.	Part name	Address	Page	Ref.	Part name	Address	Page	Ref.
SWITCH ASSY., COMBINATION & LOCK	F14 F16	63 65	3 3	VALVE, IN. ....	D4	31	10				
SWITCH ASSY., ENGINE STOP ....	F4	53	3	VALVE, RELIEF .....	E3	46	14				
SWITCH ASSY., FR. STOP .....	F5	54	1	VALVE, RIM .....	G15	80	5				
	F7	56	1		H1	82	8				
	F9	58	1	VISOR SET, METER .....	G3	68	8				
	F10	59	1								
SWITCH ASSY., FUEL LID & SEAT OPENER	F14 F16	63 65	7 6	[ W ]							
SWITCH ASSY., L. LID OPENER ..	F14	63	9	WASHER .....	D12	39	15				
	F16	65	8	WASHER, 10MM .....	D10	37	6				
SWITCH ASSY., OIL PRESSURE ...	E3	46	19	WASHER, 10.5X29X4 .....	D14	41	8				
SWITCH ASSY., SIDE STAND .....	H10	91	1	WASHER, 14X42X1 .....	E1	44	6				
SWITCH ASSY., STARTER MAGNETIC	H16	97	4	WASHER, 7.2X13X1.2 .....	D9	36	14				
SWITCH ASSY., WINKER .....	F4	53	4	WASHER, DRAIN PLUG, 12MM .....	E4	47	40				
				WASHER, LOCK NUT .....	F14	63	20				
[ T ]					F16	65	19				
TAILLIGHT UNIT .....	H13	94	4	WASHER, OIL BOLT .....	F5	54	18				
TANK COMP., FUEL .....	H5	86	6		F7	56	19				
TANK, RESERVE .....	I5	102	9		F9	58	15				
TAPE, BATTERY LIFT .....	H16	97	6		F10	59	15				
TENSIONER, CAM CHAIN .....	D7	34	2		F11	60	12				
THERMOSTAT .....	D2	29	9		F12	61	16				
THREAD COMP., STEERING HEAD TOP	F14 F16	63 65	16 15	WASHER, PLAIN, 10MM .....	I3	100	22				
THROTTLE BODY ASSY. ....	E6	49	7	WASHER, PLAIN, 4MM .....	G6	71	43				
TIRE, FR. ....	G15	80	10	WASHER, PLAIN, 5MM .....	E4	47	39				
TIRE, RR. ....	H1	82	7	WASHER, PLAIN, 6MM .....	H4	85	26				
TRAY, FUEL .....	H5	86	10	WASHER, SCREEN SETTING .....	G3	68	14				
TUBE A, AIR INJECTION CONTROL VALVE	H8	89	2	WASHER, SEALING, 11X19X2 .....	D7	34	9				
TUBE B, AIR INJECTION CONTROL VALVE	H8	89	3	WASHER, SEALING, 6MM .....	D2	29	19				
TUBE, 3.5X260 .....	H5	86	24		D9	36	15				
TUBE, 5.3X120 .....	E4	47	45	WASHER, SEALING, 8MM .....	E4	47	26				
TUBE, AIR BREATHER .....	H5	86	5	WASHER, SIDE, 14MM .....	E1	44	7				
TUBE, AIR CLEANER CONNECTING ..	H7	88	10	WASHER, SPECIAL, 12MM .....	D2	29	20				
TUBE, BREATHER .....	H5	86	4	WASHER, SPECIAL, 8MM .....	G13	78	21				
	H7	88	6	WASHER, THRUST, 11MM .....	D11	38	8				
TUBE, DRAIN .....	H7	88	12	WASHER, THRUST, 12X23X2 .....	D9	36	16				
TUBE, FILLER .....	I5	102	3	WEIGHT SET, CLUTCH .....	D15	42	5				
TUBE, RESERVE TANK .....	I5	102	10	WEIGHT, BALANCE .....	G15	80	4				
TUBE, VINYL, 9X11X400 .....	H5	86	25		H1	82	6				
				WEIGHT, HANDLE .....	F13	62	3				
[ V ]				WHEEL SUB ASSY., FR. ....	G15	80	9				
VALVE ASSY., AIR INJECTION SOLENOID	H8	89	9	WHEEL SUB ASSY., RR. ....	H1	82	5				
VALVE ASSY., DELAY .....	F11	60	9	WINKER UNIT, L. FR. ....	H12	93	3				
	F12	61	10	WINKER UNIT, R. FR. ....	H12	93	2				
VALVE ASSY., IDLE AIR CONTROL	E6	49	9	WIRE, HELMET SETTING .....	I7	104	2				
VALVE ASSY., RELIEF .....	E3	46	13	WRENCH, BOX .....	I7	104	9				
VALVE COMP., REED .....	D8	35	6								
	E2	45	5								
VALVE, EX. ....	D4	31	11								



---

**1**

**FOREWORD INDEX**

---

**2**

**ENGINE GROUP**

---

**3**

**FRAME GROUP**

---

**4**

**PART NUMBER INDEX**

---

**5**

**PART NAME INDEX**

---





PARTS CATALOGUE NEWS

Honda Motor Co., Ltd.  
Customer Service Technology Development Division

PARTS CATALOGUE - CORRECTED

Printed in Japan

CODE NO.	13K04D01
PARTS CATALOGUE NEWS	NSS300/A NSS300D NSS300AD
NEWS NO.	001

(TH-KD)K04

Block No.	Ref. No.	Note	Part No.	Description	Reqd. QTY		Serial No.	Parts catalogue code
					NSS 300 D	NSS 300A D		
F-41	20	E	38770-K04-A01	*PARTS NO. DELETION				
		A	38770-K04-A02	PGM-FI UNIT .....	1	1	-----	K0, U

NOTE A:PART NO. CHANGE D:NEWLY PROVIDED E:PART NO.DELETION K:REQUIRED NO. CORRECTION L:APPLICATION SERIAL NO. CORRECTION  
M:PART DESCRIPTION CORRECTION T:APPLICATION CORRECTION Z:REMARKS CHANGE



PARTS CATALOGUE NEWS

Honda Motor Co., Ltd.  
Customer Service Technology Development Division

PARTS CATALOGUE - CORRECTED

Printed in Japan

CODE NO.	13K04D01
PARTS CATALOGUE NEWS	NSS300/A NSS300D NSS300AD
NEWS NO.	002

(TH-KD)K04

Block No.	Ref. No.	Note	Part No.	Description	Reqd. QTY		Serial No.	Parts catalogue code
					NSS 300 D	NSS 300A D		
F-12	14	E	90501-K04-930	*PARTS NO. DELETION				
		A	90501-K04-931	WASHER, SCREEN SETTING(A).....	4	4		

NOTE A:PART NO. CHANGE D:NEWLY PROVIDED E:PART NO.DELETION K:REQUIRED NO. CORRECTION L:APPLICATION SERIAL NO. CORRECTION  
M:PART DESCRIPTION CORRECTION T:APPLICATION CORRECTION Z:REMARKS CHANGE

June 02, 2013



# PARTS CATALOGUE NEWS

Honda Motor Co., Ltd.  
Customer Service Technology Development Division

## PARTS CATALOGUE - CORRECTED

Printed in Japan

CODE NO.	13K04D01
PARTS CATALOGUE NEWS	NSS300/A NSS300D NSS300AD
NEWS NO.	003

(TH-KD)K04

Block No.	Ref. No.	Note	Part No.	Description	Reqd. QTY		Serial No.	Parts catalogue code
					NSS 300 D	NSS 300A D		
E-8	1	M	28125-HN5-671	OUTER COMP., STARTING CLUTCH. (NSK) .....	1	1		
		D	28125-K04-932	OUTER COMP., STARTING CLUTCH. (TSUBAKI EMERSON) ...	1	1		
F-13	3	E	39624-SZ3-931	*PARTS NO. DELETION				
		A	39624-SZ3-L01	SOCKET ASSY .....	1	1		

NOTE A:PART NO. CHANGE D:NEWLY PROVIDED E:PART NO.DELETION K:REQUIRED NO. CORRECTION L:APPLICATION SERIAL NO. CORRECTION  
M:PART DESCRIPTION CORRECTION T:APPLICATION CORRECTION Z:REMARKS CHANGE

June 17, 2013



# PARTS CATALOGUE NEWS

Honda Motor Co., Ltd.  
Customer Service Technology Development Division

Printed in Japan

CODE NO.	13K04D01
PARTS CATALOGUE NEWS	NSS300/A NSS300D NSS300AD
NEWS NO.	004

(TH-KD)K04

## NEW MODEL NSS300D-MA AND NSS300AD-MA TYPES COMPONENT PARTS-MARKETED

This Parts News NSS300D-MA and NSS300AD-MA types parts exclusively and respectively are based NSS300D-ED and NSS300AD-ED types listed on the NSS300/A Parts Catalogue.

All other parts not listed herein are the same as NSS300D-ED and NSS300AD-ED types parts.

Model	Area code	Type	Applicable engine serial No.	Applicable frame serial No.	Applicable throttle body identification No.
NSS300D	MA	Malaysia	NF04E2000001~	MLHNF049*D5000001~	GQBHA A
NSS300AD	MA	Malaysia	NF04E2000001~	MLHNF049*D5000001~	GQBHA A



## NSS300 (NSS300D).....MA

No.	MODEL		NSS300D						
	COLOR		Asteroid black metallic NH-A35M	Pearl himalayas white NH-A87P	Seal silver metallic NH-A14M	Applicable model		Applicable block No.	Ref. No.
	CODE								
	Name of colored parts	Basic part No.	NHA35	NHA87	NHA14	Initial applicable model	Final applicable model		
1	BACKREST COMP.	77210-K04-930	ZA	ZA	ZA			F-24	12
2	COVER SET, L. BODY	83650-K04-A20	ZC	ZB	ZA			F-15	3
3	COVER SET, R. BODY	83550-K04-A20	ZC	ZB	ZA			F-15	1
4	COVER SET, RR. BODY LOWER	83660-K04-930	ZD	ZC	ZA			F-15	4
5	COVER, GRAB RAIL CENTER	84160-K04-930	ZC	ZB	ZD			F-15	10
6	COVER, L. FR. SIDE	64502-K04-930	ZC	ZB	ZD			F-12	5
7	COVER, L. SIDE	64432-K04-930	ZC	ZB	ZD			F-14	10
8	COVER, R. FR. SIDE	64501-K04-930	ZC	ZB	ZD			F-12	4
9	COVER, R. SIDE	64431-K04-930	ZC	ZB	ZD			F-14	9
10	COVER, RR. BODY UPPER	83751-K04-930	ZC	ZB	ZD			F-15	6
11	COVER, RR. GARB RAIL	84150-K04-930	ZC	ZB	ZD			F-15	9
12	EMBLEM, HONDA	86101-K04-930	ZA	ZA	ZA			F-48	2
13	FENDER, FR.	61100-K04-930	ZC	ZB	ZD			F-11	2
14	GARNISH SET, SCREEN	64300-K04-930	ZD	ZB	ZF			F-12	1
15	HOLDER, HANDLE PIPE UPPER	53131-K20-900	ZB	ZB	ZB			F-9	5

## NSS300 (NSS300D).....MA

No.	MODEL		NSS300D						
	COLOR		Asteroid black metallic NH-A35M	Pearl himalayas white NH-A87P	Seal silver metallic NH-A14M	Applicable model		Applicable block No.	Ref. No.
	CODE								
	Name of colored parts	Basic part No.	NHA35	NHA87	NHA14	Initial applicable model	Final applicable model		
16	MARK	86831-K04-A20	ZA	ZA	ZA			F-48	5
17	MARK, HONDA	87125-MCN-850	ZA	ZA	ZA			F-48	4
18	PANEL, L. FLOOR SIDE	83801-K04-930	ZC	ZB	ZD			F-15	7
19	PANEL, R. FLOOR SIDE	83701-K04-930	ZC	ZB	ZD			F-15	5
20	SEAT ASSY., DOUBLE	77200-K04-930	ZA	ZA	ZA			F-24	8
21	VISOR SET, METER	67100-K04-700	ZA	ZA	ZA			F-12	8
22	WHEEL SUB ASSY., FR.	44650-K04-930	ZA	ZA	ZA			F-20	9
23	WHEEL SUB ASSY., RR.	42650-K04-932	ZA	ZA	ZA			F-22	5

## NSS300A (NSS300AD).....MA

No.	MODEL		NSS300AD						
	COLOR		Asteroid black metallic NH-A35M	Pearl himalayas white NH-A87P	Seal silver metallic NH-A14M	Applicable model		Applicable block No.	Ref. No.
	CODE								
	Name of colored parts	Basic part No.	NHA35	NHA87	NHA14	Initial applicable model	Final applicable model		
1	BACKREST COMP.	77210-K04-930	ZA	ZA	ZA			F-24	12
2	COVER SET, L. BODY	83650-K04-A20	ZC	ZB	ZA			F-15	3
3	COVER SET, R. BODY	83550-K04-A20	ZC	ZB	ZA			F-15	1
4	COVER SET, RR. BODY LOWER	83660-K04-930	ZD	ZC	ZA			F-15	4
5	COVER, GRAB RAIL CENTER	84160-K04-930	ZC	ZB	ZD			F-15	10
6	COVER, L. FR. SIDE	64502-K04-930	ZC	ZB	ZD			F-12	5
7	COVER, L. SIDE	64432-K04-930	ZC	ZB	ZD			F-14	10
8	COVER, R. FR. SIDE	64501-K04-930	ZC	ZB	ZD			F-12	4
9	COVER, R. SIDE	64431-K04-930	ZC	ZB	ZD			F-14	9
10	COVER, RR. BODY UPPER	83751-K04-930	ZC	ZB	ZD			F-15	6
11	COVER, RR. GARB RAIL	84150-K04-930	ZC	ZB	ZD			F-15	9
12	EMBLEM, HONDA	86101-K04-930	ZA	ZA	ZA			F-48	2
13	FENDER SET, FR.	61000-K04-970	ZL	ZK	ZH			F-11	1
14	GARNISH SET, SCREEN	64300-K04-930	ZD	ZB	ZF			F-12	1
15	HOLDER, HANDLE PIPE UPPER	53131-K20-900	ZB	ZB	ZB			F-9	5

## NSS300A (NSS300AD).....MA

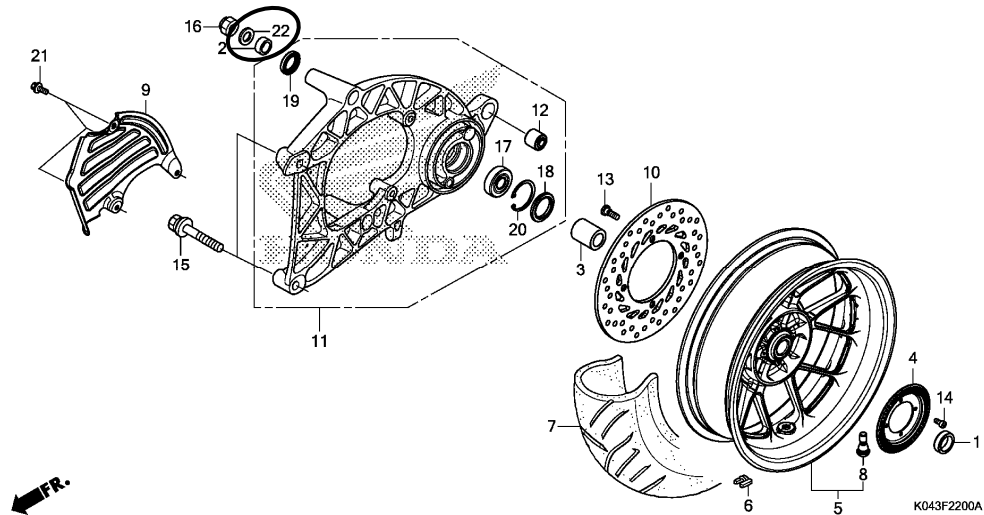
No.	MODEL		NSS300AD						
	COLOR		Asteroid black metallic NH-A35M	Pearl himalayas white NH-A87P	Seal silver metallic NH-A14M	Applicable model		Applicable block No.	Ref. No.
	CODE								
	Name of colored parts	Basic part No.	NHA35	NHA87	NHA14	Initial applicable model	Final applicable model		
16	MARK	86831-K04-A20	ZA	ZA	ZA			F-48	5
17	MARK, COMBINED ABS	61105-KVZ-660	ZA	ZB	ZA			F-48	1
18	MARK, HONDA	87125-MCN-850	ZA	ZA	ZA			F-48	4
19	PANEL, L. FLOOR SIDE	83801-K04-930	ZC	ZB	ZD			F-15	7
20	PANEL, R. FLOOR SIDE	83701-K04-930	ZC	ZB	ZD			F-15	5
21	SEAT ASSY., DOUBLE	77200-K04-930	ZA	ZA	ZA			F-24	8
22	VISOR SET, METER	67100-K04-700	ZA	ZA	ZA			F-12	8
23	WHEEL SUB ASSY., FR.	44650-K04-970	ZA	ZA	ZA			F-20	9
24	WHEEL SUB ASSY., RR.	42650-K04-972	ZA	ZA	ZA			F-22	5

PARTS CATALOGUE NEWS

BOOKNo. : 13K04D01

Block No.	Ref. No.	Part No.	Description	Reqd. QTY		Base Part No.	Parts catalogue code
				NSS 300 D	NSS 300A D		
F-15	1	83550-K04-A20ZA	COVER SET, R. BODY (WL) *TYPE3*.....	1	1	MA	
		83550-K04-A20ZB	COVER SET, R. BODY (WL) *TYPE2*.....	1	1	83550-K04-930ZC	MA
		83550-K04-A20ZC	COVER SET, R. BODY (WL) *TYPE1*.....	1	1	83550-K04-930ZD	MA
			COVER SET, R. BODY (WL) *TYPE4*.....	0	0	83550-K04-930ZA	MA
	3	83650-K04-A20ZA	COVER SET, L. BODY (WL) *TYPE3*.....	1	1	MA	
		83650-K04-A20ZB	COVER SET, L. BODY (WL) *TYPE2*.....	1	1	83650-K04-930ZC	MA
		83650-K04-A20ZC	COVER SET, L. BODY (WL) *TYPE1*.....	1	1	83650-K04-930ZD	MA
			COVER SET, L. BODY (WL) *TYPE4*.....	0	0	83650-K04-930ZA	MA

F-22 REAR WHEEL/SWINGARM

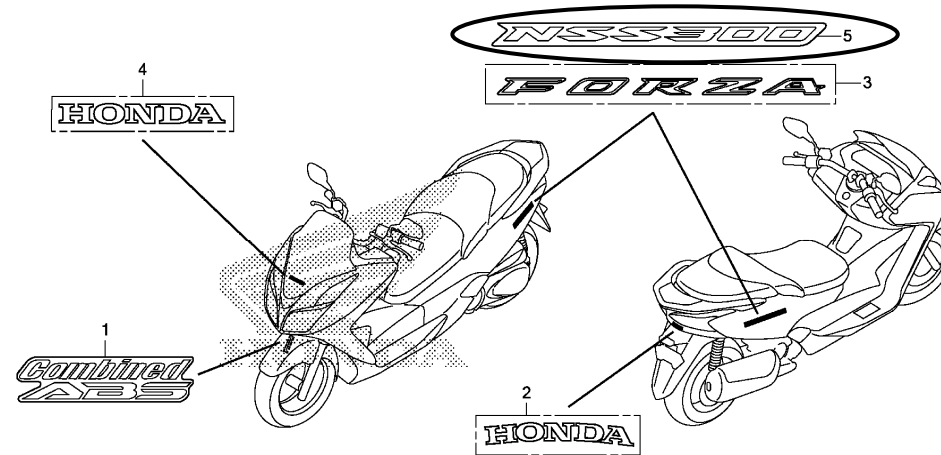


PARTS CATALOGUE NEWS

BOOKNo. : 13K04D01

Block No.	Ref. No.	Part No.	Description	Reqd. QTY		Base Part No.	Parts catalogue code
				NSS 300 D	NSS 300A D		
F-22	2	42312-K04-930	COLLAR B, RR. AXLE.....	1	1	42312-KEY-900	MA
	3	42313-K04-932	COLLAR, RR. AXLE.....	1	1	42313-K04-930	MA
	5	42650-K04-932ZA	WHEEL SUB ASSY., RR. *NH303M*.			42650-K04-930ZA	
			MAT AXIS GRAY METALLIC	1	-		MA
		42650-K04-972ZA	WHEEL SUB ASSY., RR. *NH303M*.			42650-K04-970ZA	
			MAT AXIS GRAY METALLIC	-	1		MA
	22	90505-K04-930	WASHER, 16MM.....	1	1		MA

F-48 MARK/EMBLEM



K043F4800A

F-48	3		EMBLEM (FORZA) *TYPE1*.....	0	0	86831-K04-930ZA	MA
	5	86831-K04-A20ZA	MARK (NSS300) *TYPE1*.....	2	2		MA